

HWDSB

ISSUED FOR TENDER

INTERIOR RENOVATIONS TO WATERDOWN SECONDARY SCHOOL

215 PARKSIDE DRIVE,
WATERDOWN, ONTARIO



BUILDING DRAWINGS

ARCHITECTURAL

- A-001 GENERAL NOTES, INDEX AND DOOR SCHEDULE
- A-002 OVERALL PLANS AND CODE MATRIX
- A-003 OVERALL FIRE RATING & TRAVEL DISTANCE PLAN
- A-004 PHASING PLAN
- A-100 SITE PLAN
- AD-110 DEMOLITION WASHROOMS PLANS 1024 & 1026
- AD-111 WASHROOM 1047 & 1049 DEMOLITION PLANS
- AD-112 CHANGEROOMS 1108 & 1110 DEMOLITION PLAN
- AD-113 CHANGEROOMS 1116 & 1120 DEMOLITION PLAN
- AD-114 BOY'S WASHROOM/ CHANGEROOM 1223 & 1224 DEMOLITION PLAN
- AD-115 GIRL'S WASHROOM/ CHANGEROOM 1220 & 1221 DEMOLITION PLAN
- A-110 RENOVATION WASHROOM PLANS 1024, 1026
- A-111 WASHROOMS 1047, 1049 RENOVATION PLANS
- A-112 CHANGEROOMS 1108 & 1110 RENOVATION PLAN
- A-113 CHANGEROOMS 1116 & 1120 RENOVATION PLAN
- A-114 BOY'S WASHROOM/ CHANGEROOM 1223 & 1224 RENOVATION PLAN
- A-115 GIRL'S WASHROOM/ CHANGEROOM 1220 & 1221 RENOVATION PLAN
- A-116 RESERVED
- A-117 RESERVED
- A-118 RENOVATIONS WASHROOM RCP 1024, 1026
- A-119 WASHROOMS 1047 & 1049 RENOVATION RCP
- A-120 CHANGEROOMS 1108 & 1110 RENOVATION RCP
- A-121 CHANGEROOMS 1116 & 1120 RENOVATION RCP
- A-122 BOY'S WASHROOM/ CHANGEROOM 1223 & 1224 RENOVATION RCP
- A-123 GIRL'S WASHROOM/ CHANGEROOM 1220 & 1221 RENOVATION RCP
- A-220 WASHROOM ELEVATIONS (1024)
- A-221 WASHROOM ELEVATIONS (1026)
- A-222 WASHROOM ELEVATIONS (1047)
- A-223 WASHROOM ELEVATIONS (1049)
- A-224 SHOWER ROOM ELEVATIONS (1107 & 1111)
- A-225 CHANGEROOM ELEVATIONS (1108)
- A-226 CHANGEROOM ELEVATIONS (1110)
- A-227 CHANGEROOM ELEVATIONS (1116)
- A-228 SHOWER ROOM ELEVATIONS (1117 & 1119)
- A-229 CHANGEROOM ELEVATIONS (1120)
- A-230 RESERVED
- A-231 WASHROOM ELEVATIONS (1220, 1220 A, B)
- A-232 WASHROOM ELEVATIONS (1221)
- A-233 WASHROOM ELEVATIONS (1123)
- A-234 WASHROOM ELEVATIONS (1224, 1224A, B)
- A-300 WALL SECTIONS
- A-600 MILLWORK AND MISCELLANEOUS DETAILS
- A-600 MISCELLANEOUS DETAILS AND DOOR SCHEDULE

MECHANICAL

- M-01 KEY PLAN, SYMBOL LISTS, SCHEDULES & GENERAL NOTE - MECHANICAL
- M-02 WASHROOM 1223 & CHANGEROOM 1224 - U/G PLUMBING - EXISTING & DEMOLITION WORK - MECHANICAL
- M-03 CHANGEROOM 1220 & WASHROOM 1221 - U/G PLUMBING - EXISTING & DEMOLITION WORK - MECHANICAL
- M-04 CHANGEROOMS 1107, 1108, 1110 & 1111 - U/G PLUMBING - EXISTING & DEMOLITION WORK
- M-05 WASHROOMS 1024 & 1026 - PLUMBING - EXISTING & DEMOLITION WORK
- M-06 WASHROOMS 1047 & 1049 - PLUMBING - EXISTING & DEMOLITION WORK
- M-07 CHANGEROOMS 1107, 1108, 1110 & 1111 - PLUMBING - EXISTING & DEMOLITION WORK
- M-08 CHANGEROOMS 1116, 1117, 1119 & 1120 - PLUMBING - EXISTING & DEMOLITION WORK
- M-09 WASHROOM 1223 & CHANGEROOM 1224 - PLUMBING - EXISTING & DEMOLITION WORK
- M-10 CHANGEROOM 1220 & WASHROOM 1221 - PLUMBING - EXISTING & DEMOLITION WORK
- M-11 WASHROOMS 1024 & 1026 - HVAC - EXISTING & DEMOLITION WORK
- M-12 WASHROOMS 1047 & 1049 - HVAC - EXISTING & DEMOLITION WORK
- M-13 CHANGEROOMS 1107, 1108, 1110 & 1111 - HVAC - EXISTING & DEMOLITION WORK
- M-14 CHANGEROOMS 1116, 1117, 1119 & 1120 - HVAC - EXISTING & DEMOLITION WORK
- M-15 WASHROOM 1223 & CHANGEROOM 1224 - HVAC - EXISTING & DEMOLITION WORK
- M-16 CHANGEROOM 1220 & WASHROOM 1221 - HVAC - EXISTING & DEMOLITION WORK
- M-17 WASHROOMS 1223, 1224, 1224A & 1124B - U/G PLUMBING - NEW WORK
- M-18 WASHROOM 1221, 1220, 1220A & 1220B - U/G PLUMBING - NEW WORK
- M-19 CHANGEROOMS 1107, 1108, 1110 & 1111 - U/G PLUMBING - NEW WORK
- M-20 WASHROOMS 1024 & 1026 - PLUMBING - NEW WORK
- M-21 WASHROOMS 1047 & 1049 - PLUMBING - NEW WORK
- M-22 CHANGEROOMS 1107, 1108, 1110 & 1111 - PLUMBING - NEW WORK
- M-23 CHANGEROOMS 1116, 1117, 1119 & 1120 - PLUMBING & NEW WORK
- M-24 WASHROOMS 1223, 1224, 1224A & 1124B - PLUMBING - NEW WORK
- M-25 WASHROOMS 1221, 1220, 1220A & 1120B - PLUMBING - NEW WORK
- M-26 WASHROOMS 1024 & 1026 - HVAC - NEW WORK
- M-27 WASHROOMS 1047 & 1049 - HVAC - NEW WORK
- M-28 CHANGEROOMS 1107, 1108, 1110 & 1111 - HVAC - NEW WORK
- M-29 CHANGEROOMS 1116, 1117, 1119 & 1120 - HVAC - NEW WORK
- M-30 WASHROOMS 1223, 1224, 1224A & 1124B - HVAC - NEW WORK
- M-31 WASHROOM 1221, 1220, 1220A & 1220B - HVAC - NEW WORK

ELECTRICAL

- E-01 KEY PLAN, SYMBOL LISTS, SCHEDULES & GENERAL NOTE - ELECTRICAL
- E-02 WASHROOMS 1024 & 1026 - POWER PLAN - EXISTING & DEMOLITION WORK
- E-03 WASHROOMS 1047 & 1049 - POWER PLAN - EXISTING & DEMOLITION WORK
- E-04 CHANGEROOMS 1107, 1108, 1110 & 1111 - POWER PLAN - EXISTING & DEMOLITION WORK
- E-05 CHANGEROOMS 1116, 1117, 1119 & 1120 - POWER PLAN - EXISTING & DEMOLITION WORK
- E-06 WASHROOM 1223 & CHANGEROOM 1224 - POWER PLAN - EXISTING & DEMOLITION WORK
- E-07 CHANGEROOM 1220 & WASHROOM 1221 - POWER PLAN - EXISTING & DEMOLITION WORK
- E-08 CAFETERIA 1177 - POWER PLAN - EXISTING & DEMOLITION WORK
- E-09 WASHROOMS 1024 & 1026 - POWER PLAN - NEW WORK
- E-10 WASHROOMS 1047 & 1049 - POWER PLAN - NEW WORK
- E-11 CHANGEROOMS 1107, 1108, 1110 & 1111 - POWER PLAN - NEW WORK
- E-12 CHANGEROOMS 1116, 1117, 1119 & 1120 - POWER PLAN - NEW WORK
- E-13 WASHROOMS 1223, 1224, 1224A & 1124B - POWER PLAN - NEW WORK
- E-14 WASHROOM 1221, 1220, 1220A & 1220B - POWER PLAN - NEW WORK
- E-15 CAFETERIA 1177 - POWER PLAN - NEW WORK

ISSUED FOR TENDER

INTERIOR RENOVATIONS TO
WATERDOWN SECONDARY SCHOOL
PROJECT NO. 23-075

APRIL 2024

NOTE:
This drawing and all associated documentation are the confidential property of BJC architects + assoc. inc. and must be returned upon request. Any duplication, reuse, revision and/or distribution in part or whole without the prior written authorization of BJC architects + assoc. inc. is strictly prohibited. Each contractor will check and verify all dimensions and report all errors and omissions to the design professional whose seal is affixed to this drawing. Do not scale this drawing.
The information and material herein reflect the best judgement of BJC architects + assoc. inc., in light of the information available to them at the time of preparation of these documents. Any use which a third party makes of these documents, or any reliance on or decisions to be made based on them, is the sole responsibility of such third party. BJC architects + assoc. inc. accepts no responsibility for damages, if any, suffered by any third party as a result of decisions made or actions based on these documents.
© BJC architects + assoc. inc. 2024

ISSUED FOR TENDER

02	ISSUED FOR TENDER	24.03.28
01	ISSUED FOR PERMIT	24.01.08
No.	REVISIONS	date
		scale
		AS NOTED

drawn by MS
last worked on by 2024.03.28 MS
checked by BRJ
print date 2024.03.28



client
HAMILTON-WENTWORTH DISTRICT SCHOOL BOARD
20 EDUCATION COURT
HAMILTON ONTARIO

project
WATERDOWN SECONDARY SCHOOL WASHROOM & CHANGEROOM RENOVATIONS
215 PARKSIDE DRIVE
WATERDOWN ONTARIO

drawing title
GENERAL NOTES, INDEX & WALL SCHEDULE

reference	project no. 23-075	client reference number
	sheet no.	

A - 001 02

PROJECT TEAM



CLIENT
HAMILTON-WENTWORTH DISTRICT SCHOOL BOARD
ADDRESS: 20 EDUCATION COURT
CITY: HAMILTON, ONTARIO
PHONE: 905-521-2545

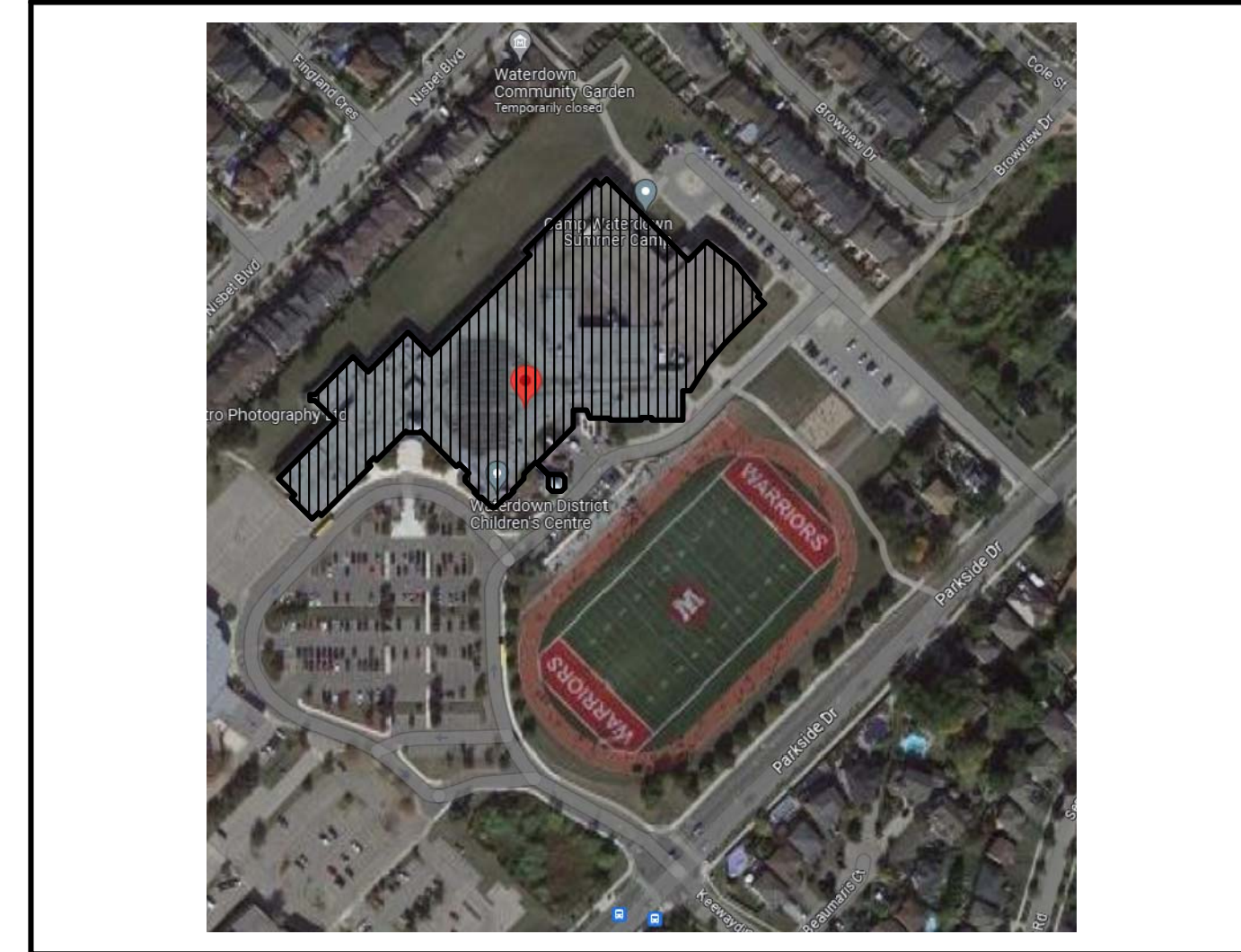
ARCHITECTURAL
BJC architects + assoc. inc.
CONTACT: MR. BARRY R. JOHNSON
ADDRESS: R.R.#2, 8016 HIGHWAY #7
CITY: GUELPH, ON N1H 6H8
PHONE: 519-822-7390
FAX: 519-822-5881

MECHANICAL & ELECTRICAL
SAB ENGINEERING INC.
CONTACT: MS. GABRIELA STRASHUN
ADDRESS: 588 EDWARD AVE. UNIT 25
CITY: RICHMOND HILL, ONTARIO
PHONE: 905-787-8885
FAX: 905-787-8771

STANDARD ABBREVIATIONS

A/C TILE -	ACOUSTIC TILE	FIN. -	FINISHED	FTD. -	PAINTED
ADJ. -	ADJUSTABLE	FLR. -	FLOOR	PART. -	PARTIAL
A.H.J. -	AUTHORITY HAVING JURISDICTION	GALV. -	GALVANIZED	P. LAM. -	PLASTIC LAMINATE
B.F. -	BARRIER FREE	G.C. -	GENERAL CONTRACTOR	PLYWD. -	PLYWOOD
BLK. -	BLOCK	GLAZ. -	GLAZING	PREFIN. -	PRE-FINISHED
BD. -	BOARD	GWB. -	GYPSUM WALL BOARD	RD. -	ROOF DRAIN
BLDG. -	BUILDING	GA. -	GAGE	REQ'D. -	REQUIRED
CLG. -	CERAMIC TILE	H.M. -	HALLOW METAL	RENF. -	REINFORCED
C/W. -	COMPLETE WITH	HD/SLR. -	HARDENER & SEALER	SM. -	SIMILAR
COORD. -	COORDINATE	HORIZ. -	HORIZONTAL	SS. -	STAINLESS STEEL
DEMO. -	DEMOLISH, DEMOLITION	HT. -	HEIGHT	STL. -	STEEL
DN. -	DOWN	INCL. -	INCLUDING	STRUCT'L. -	STRUCTURAL
DWG. -	DRAWING	INCL. -	INCLUDING	SUSP. -	SUSPENDED
EA. -	EACH	JT. -	JOINT	T.O.S. -	TOP OF SLAB
ELECT. -	ELECTRICAL	MAX. -	MAXIMUM	TYP. -	TYPICAL
EQ. -	EQUIPMENT, OR EQUAL	MECH. -	MECHANICAL	U/S. -	UNDERSIDE
EQPMNT. -	EQUIPMENT	MIN. -	MINIMUM	UN.O. -	UNLESS NOTED OTHERWISE
EXIST. -	EXISTING	MNTD. -	MOUNTED	V.B. -	VAPOUR BARRIER
E.J. -	EXPANSION JOINT	MFG. -	MOUNTING	V.C.T. -	VINYL COMPOSITION TILE
EXP. JT. -	EXPANSION JOINT	MTL. -	METAL	VERT. -	VERTICAL, VERTICALLY
F.D. -	FLOOR DRAIN	MEZZ. -	MEZZANINE	W.W.F. -	WELDED WIRE FABRIC
F.FE. -	FINISHED FLOOR ELEVATION	N/A. -	NOT APPLICABLE	WD. -	WOOD
F.R. PLYWD. -	FIRE RATED PLYWOOD	N.C. -	NOT IN CONTRACT	W.O. -	WOOD
		N.R. -	NOT REQUIRED	W. -	WOOD
		O.C. -	ON CENTRE	W. -	WOOD
		O.D. -	OUTSIDE DIAMETER	W. -	WOOD
				W. -	WOOD

KEY SITE PLAN



TYPICAL GRAPHIC SYMBOLS

SECTION REFERENCE
1 A-300
1 A-210

BUILDING CROSS SECTION REFERENCE
1 A-210

ELEVATION REFERENCE
N
1 A-400
W
E
S
ELEVATION DIRECTION

DETAIL REFERENCE BUBBLE
1 A-410

ELEVATION INDICATOR
0000 FINISH FLOOR

CEILING ELEVATION INDICATOR FROM FINISH FLOOR LEVEL
3048

GRID LINE BUBBLE
GL GL

GRID LINE DIMENSION
1000

DIMENSION LINE
1000

DRAWING REVISION
REVISION CLOUD
REVISION NUMBER

DOOR & NUMBER REFERENCE
DOOR & FRAME
01 DOOR NUMBER

FIRE HOSE CABINET
FHC

ELECTRICAL PANEL
EP

FLOOR DRAIN or ROOF DRAIN
FD

RADIUS DIMENSION
R=500

ANGLE DIMENSION
45°

SPECIFIC DRAWING NOTE
01

WALL SCHEDULE REFERENCE TAG
01

ROOM NAME & NUMBER
VESTIBULE ROOM NAME
101 NUMBER

MAIN ENTRANCE
Main Entrance symbol

BUILDING EXIT
Building Exit symbol

ELEVATION NOTE TAG
01

SPOT ELEVATION
01

PLUMBING STACK
P

WINDOW NUMBER - REFER TO WINDOW SCHEDULE
W2
W1

SCREEN NUMBER - REFER TO SCREEN SCHEDULE
S2
S1

OVERHEAD ELEMENT
Overhead Element symbol

VAPOUR BARRIER
Vapour Barrier symbol

AIR BARRIER
Air Barrier symbol

GENERAL NOTES

- ALL DIMENSIONS ARE TO THE FINISHED SURFACES UNLESS NOTED OTHERWISE.
- DO NOT SCALE DRAWINGS - USE DIMENSIONS.
- ALL DIMENSIONS ARE TO BE SITE MEASURED AND VERIFIED BY THE CONTRACTOR PRIOR TO ANY CONSTRUCTION WORK COMMENCING. CONTRACTOR IS TO ADVISE THE ARCHITECT (IN ADVANCE AND IN WRITING) ANY DEVIATIONS (SITE CONDITIONS).
- CONTRACTOR MUST VERIFY ALL DIMENSIONS AND BE RESPONSIBLE FOR SAME. REPORT ANY ERRORS OR OMISSIONS TO THE ARCHITECT IN WRITING PRIOR TO COMMENCING WORK. PRINTS ARE NOT TO BE SCALED.
- THIS DRAWING IS TO BE READ IN CONJUNCTION WITH ALL OTHER ARCHITECTURAL, MECHANICAL & ELECTRICAL DRAWINGS FOR A COMPLETE SCOPE OF WORK.
- ALL WALLS ARE TO BE CONSTRUCTED FULL HEIGHT TO 1/2 OF EXISTING DECK, UNLESS SPECIFICALLY IDENTIFIED.
- INFORMATION SHOWN HERE IN ARE BASED ON PREVIOUS RECORDS & DRAWINGS. THE ACCURACY OF THIS DATA HAS BEEN MODERATELY VERIFIED WITH FRAGMENTARY DIMENSIONS WHERE POSSIBLE.
- THE GENERAL CONTRACTOR IS TO KEEP THE SITE CLEAN & FREE OF DEBRIS. ERECT DUST SCREENS AS REQUIRED. CLEAN SITE UPON COMPLETION OF WORK.
- PATTERNS OF HATCHING ARE GRAPHIC REPRESENTATIONS ONLY. THEY DO NOT REPRESENT TILE PLACEMENT OR COURSING.
- PRIOR TO INSTALLATION OF FLOOR FINISHES, THE GENERAL CONTRACTOR IS TO VERIFY & CONFIRM THAT THERE IS A POSITIVE DRAINAGE TO THE FLOOR DRAINS.
- CONTRACTOR IS TO INFILL WITH GROUT AROUND ALL WALL PENETRATIONS FOR SERVICES ETC. IN CERAMIC TILE.
- CRACKING IN FLOORING NOT RELATED TO TRANSITIONS OR SAWCUTTING ARE TO BE CLEANED OUT, INFILLED & LEVELED SMOOTH. GRIND SMOOTH, INFILL AND PATCH LOCATIONS OF SAWCUTS OR TRANSITION JOINTS & COLUMNS ISOLATION JOINTS TO MAKE TRANSITION IMPERCEPTIBLE IN PREPARATION OF INSTALLATION OF ALL NEW FLOORING. GENERAL CONTRACTOR TO SITE CONFIRM LOCATIONS.
- LEVEL SLAB AREAS AFTER ANY REMOVALS WHICH MAY HAVE DIFFERENT ELEVATIONS.
- WHERE FLOORING IS BEING REMOVED, GRIND SMOOTH EXISTING CONCRETE FLOOR SLAB TO REMOVE ANY REMNANT ADHESIVE, MORTAR ETC. & MAKE READY TO RECEIVE NEW FLOOR FINISHES.
- ADJUST AS REQUIRED ALL DRAINS AND CLEAN-OUTS TO SUIT NEW FLOORING ELEVATION; NEATLY CUT FLOORING AROUND CLEAN-OUTS.
- "MAKE GOOD" SHALL BE DEFINED AS: WHEN THE WORK IS COMPLETED ALL FINISHES, MATERIALS & SURFACES ARE TO RESEMBLE A NEW INSTALLATION, THIS WILL INCLUDE INFILLING, PATCHING & SANDING. THIS WILL BE APPLIED TO ALL AREAS WHERE DEMOLITION OR REMOVAL OCCURS & TO ANY SURFACES DAMAGED THROUGH THE COURSE OF CONSTRUCTION. PATCHING IS THE REPAIRING OF ALL MATERIALS, SURFACES & FINISHES WHICH SHALL MATCH THE ADJACENT FINISHES & COLOURS UNLESS OTHERWISE NOTED. WHERE RE-PAINING IS REQUIRED, THE ENTIRE SURFACE PLAN SHALL ALSO BE PAINTED.
- ALL PATCHING & REPAIRS OF SURFACES ARE NOT NECESSARILY SHOWN. PATCH & REPAIR ALL EXISTING SURFACES SCHEDULED TO RECEIVE NEW FINISHES SO THAT ALL SURFACES COMPLETELY RESEMBLE A NEW INSTALLATION. INCLUDING PERMANENT MOUNTED: DEVICES, HOLES AND ANCHORS, ETC.
- IN AREAS OF EXISTING CERAMIC WALL TILE, DAMAGED, CRACKED OR STAINED TILES FROM METAL DEMOLITION AND REMOVALS ARE TO BE REMOVED AND REPLACED WITH NEW TILES TO MATCH EXISTING.

GENERAL DEMOLITION NOTES

- PLANS ARE TO BE READ IN CONJUNCTION WITH ALL ARCHITECTURAL, MECHANICAL & ELECTRICAL DRAWINGS FOR A COMPLETE SCOPE OF WORK. IT IS THE GENERAL CONTRACTOR'S RESPONSIBILITY TO ENSURE ALL DEMOLITION REQUIRED BY OTHER TRADES IS PRICED & COORDINATED ACCORDINGLY.
- ALL CONSTRUCTION MATERIALS TO BE REMOVED WILL BE THE RESPONSIBILITY OF THE GENERAL CONTRACTOR TO DISPOSE OF AT AN APPROVED DISPOSAL FACILITY, UNLESS OTHERWISE NOTED.
- WHERE EXISTING SURFACES ARE DISTURBED DUE TO DEMOLITION OR ALTERATIONS WORK, SUCH SURFACES SHALL BE MADE GOOD TO MATCH EXISTING ADJACENT MATERIALS.
- ANY ACOUSTIC CEILING TILES REMOVED DURING THE COURSE OF CONSTRUCTION TO ACCOMMODATE THE INSTALLATION OF NEW SERVICES OR DEMOLITION WORK SHALL BE SALVAGED, STORED, & REINSTALLED. IT IS THE GENERAL CONTRACTOR'S RESPONSIBILITY TO REPLACE ALL DAMAGED CEILING TILES WITH NEW, UNLESS OTHERWISE NOTED.
- ALL MECHANICAL & ELECTRICAL SERVICES RELATED TO EQUIPMENT, MILLWORK, REMOVALS, RELOCATIONS & DEMOLITIONS SHALL BE DISCONNECTED & CAPPED BENEATH THE FINISHED FLOOR LEVEL. MAKE GOOD ALL SLAB OPENINGS AS REQUIRED & MAKE READY TO ACCEPT NEW FINISHES. REFER TO MECHANICAL AND ELECTRICAL DRAWINGS FOR A COMPLETE SCOPE OF WORK.
- IT IS THE GENERAL CONTRACTOR'S RESPONSIBILITY TO REMOVE, STORE & RELOCATE / REINSTALL EQUIPMENT ETC. IN AREAS OF WORK. THE GENERAL CONTRACTOR WILL PATCH, REPAIR OR REPLACE ANY DAMAGED ITEMS, UNDER HIS RESPONSIBILITY AS A CONSEQUENCE OF IMPROPER STORAGE OR HANDLING, AT HIS OWN EXPENSE. THE GENERAL CONTRACTOR SHALL CO-ORDINATE WITH THE SCHOOL BOARD WHEN THE ITEMS, UNDER HIS RESPONSIBILITY, SHALL BE REINSTALLED AT WHICH TIME AN INSPECTION FOR DAMAGE SHALL BE CONDUCTED BY THE SCHOOL BOARD.
- UPON REQUEST, THE FOLLOWING ITEMS ARE TO BE SALVAGED AND HANDED OVER TO THE SCHOOL BOARD: DOOR HARDWARE. THE SCHOOL BOARD RESERVES THE RIGHT TO ADD TO THIS LIST ANY FURTHER ITEMS IT DOES DEEM NECESSARY, PRIOR TO AND DURING CONSTRUCTION ACTIVITIES.

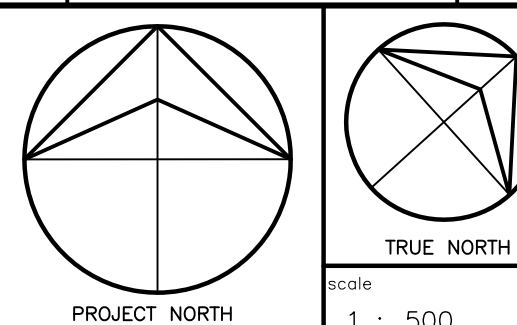
WALL SCHEDULE


W1
150 OR 200
NEW CONCRETE BLOCK WALL:
150 OR 200 CONCRETE BLOCK, PAINTED.

W2
MATCH EXISTING
WALL INFILL AT DOOR:
CONCRETE BLOCK TO MATCH EXISTING ADJACENT WALL, PAINTED.

NOTE:
This drawing and all associated documentation are the confidential property of BJC architects + assoc. inc. and must be returned upon request. Any duplication, reuse, revision and/or distribution in part or whole without the prior written authorization of BJC architects + assoc. inc. is strictly prohibited. Each contractor will check and verify all dimensions and report all errors and omissions to the design professional whose seal is affixed to this drawing. Do not scale this drawing.
The information and material herein reflect the best judgement of BJC architects + assoc. inc., in light of the information available to them at the time of preparation of these documents. Any use which a third party makes of these documents, or any reliance on or decisions to be made based on them, is the sole responsibility of such third party. BJC architects + assoc. inc. accepts no responsibility for damages, if any, suffered by any third party as a result of decisions made or actions based on these documents.
© BJC architects + assoc. inc. 2024

ISSUED FOR TENDER

02	ISSUED FOR TENDER	24.03.28
01	ISSUED FOR PERMIT	24.01.08
No.	REVISIONS	date
		scale 1 : 500


 drawn by MS
 last worked on by 24.03.28
 checked by BRJ
 licence BRJ
 print date 2024.03.28



client
HAMILTON-WENTWORTH DISTRICT SCHOOL BOARD
 20 EDUCATION COURT
 HAMILTON ONTARIO
 project
WATERDOWN SECONDARY SCHOOL WASHROOM & CHANGEROOM RENOVATIONS
 215 PARKSIDE DRIVE
 WATERDOWN ONTARIO

drawing title
OVERALL PLANS AND CODE MATRIX
 reference
 project no. 23-075 client reference number
 sheet no.
A - 002 02

GENERAL SCOPE OF WORK

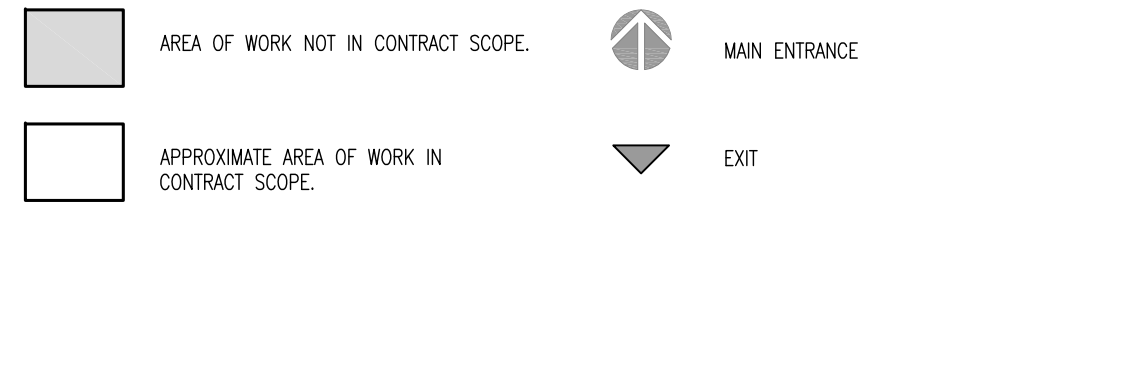
NOTE:
THIS SCOPE OF WORK IS A GENERAL LISTING OF WORK TO BE DONE IN CONTRACT AREAS. REFER TO ENLARGED ARCHITECTURAL PLANS & DRAWINGS ALONG WITH CORRESPONDING STRUCTURAL, MECHANICAL & ELECTRICAL DRAWINGS FOR A COMPLETE SCOPE OF WORK WITHIN RENOVATION AREAS. REPORT ANY ERRORS OR OMISSIONS TO THE ARCHITECT, IN WRITING, PRIOR TO COMMENCEMENT OF CONSTRUCTION WORK.

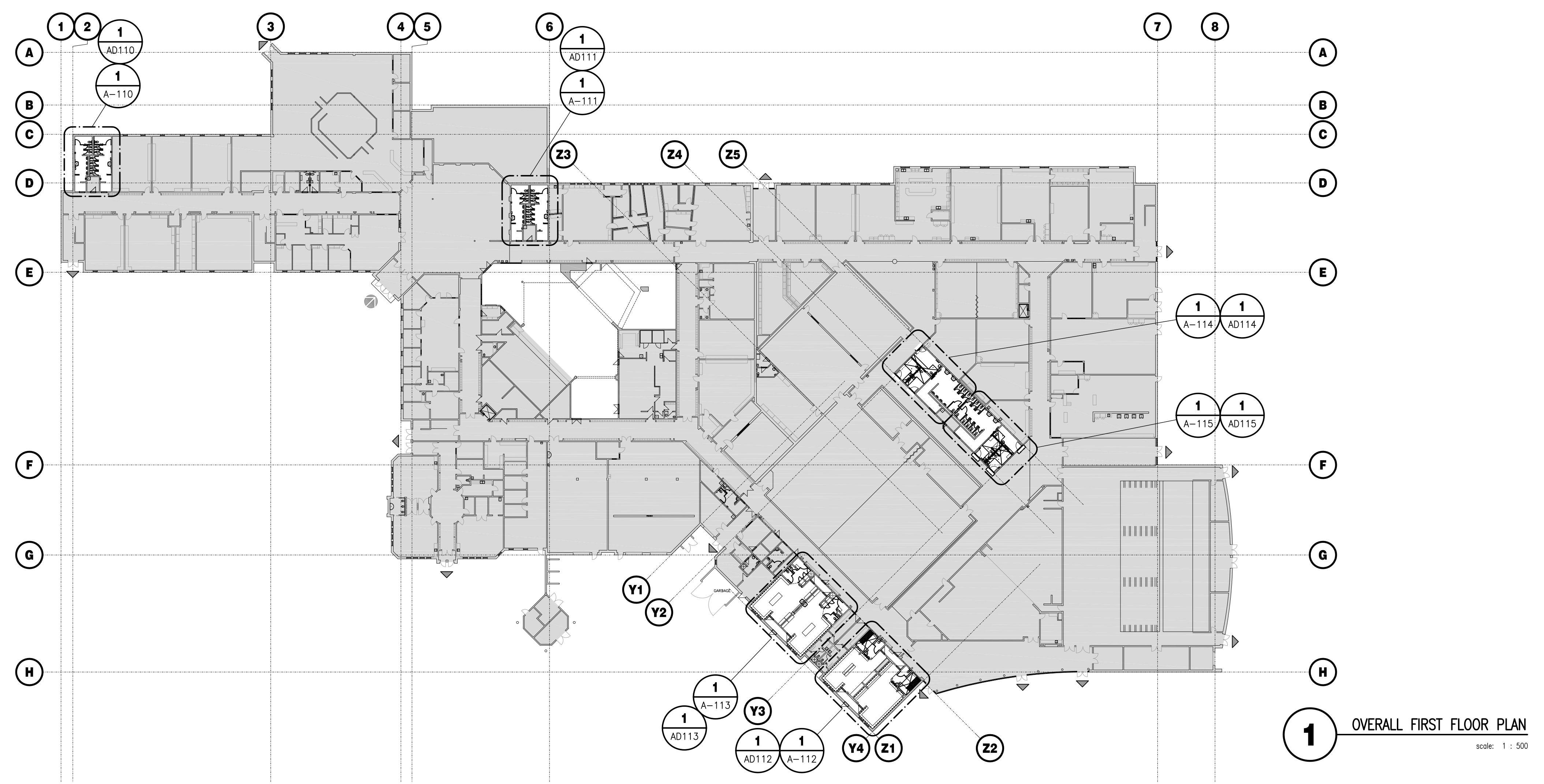
<p>WASHROOM WORK</p> <ul style="list-style-type: none"> REMOVE ALL EXISTING FIXTURES. REMOVE EXISTING WALL & FLOOR FINISHES. SAW-CUT & REMOVED EXISTING CONCRETE SLAB TO MAKE READY FOR TO INSTALL NEW FIXTURES AND FLOOR DRAINS. PATCH & REPAIR SAW-CUT SLAB REMOVALS WITH NEW CONCRETE. PROVIDE NEW FLOOR & WALL FINISHES. PROVIDE NEW BARRIER-FREE WASHROOM EQUIPMENT. PROVIDE NEW WASHROOM EQUIPMENT. REMOVE EXISTING DOORS. PATCH WALLS TO MATCH EXISTING ADJACENT. INFILL EXISTING OPENINGS CONSTRUCTING NEW WALLS TO FACILITATE NEW EQUIPMENT. 	<p>MECHANICAL</p> <ul style="list-style-type: none"> PLUMBING FIXTURES AND CONNECTIONS FOR WASHROOMS. HEATING AND VENTILATION FOR WASHROOM. PLUMBING FIXTURES AND CONNECTIONS FOR NEW WASHROOM AND CHANGEROOM. HEATING AND VENTILATION FOR UNIVERSAL WASHROOM. <p>ELECTRICAL</p> <ul style="list-style-type: none"> LIGHTING, BARRIER FREE OPERATOR AND CONTROLS FOR WASHROOMS. LIGHTING, BARRIER FREE OPERATOR AND CONTROLS FOR UNIVERSAL WASHROOM UPGRADE.
--	--

ONTARIO BUILDING CODE SUMMARY

NAME OF PRACTICE: BJC architects inc.	NAME OF PROJECT: RENOVATIONS TO WATERDOWN SECONDARY SCHOOL	LOCATION: 215 PARKSIDE DRIVE, WATERDOWN, ON
ITEM	2012 ONTARIO BUILDING CODE	O.B.C. REFERENCE
1.0 PROJECT DESCRIPTION:	<input type="checkbox"/> NEW <input checked="" type="checkbox"/> PART 3 <input type="checkbox"/> CHANGE OF USE <input type="checkbox"/> ADDITION <input type="checkbox"/> PART 9 <input type="checkbox"/> ALTERATION <input checked="" type="checkbox"/> PART 11	1.1.2.2 & 1.1.2.6 11.3.3.1 11.3.3.2
PART 11 - A2 OCCUPANCY		
11.2 EXISTING BUILDING CLASSIFICATION:	DESCRIBE EXISTING USE: A2 SCHOOL CONSTRUCTION INDEX: N/A - NO CHANGE IN MAJOR HAZARD INDEX: N/A - NO CHANGE IN MAJOR	11.2.1 Table 11.2.1.1. A-N
11.3 ALTERATIONS TO EXISTING BUILDING IS:	BASIC RENOVATION <input checked="" type="checkbox"/> EXTENSIVE RENOVATION <input type="checkbox"/>	11.3.3.1 11.3.3.2
11.4 REDUCTION IN PERFORMANCE LEVEL:	STRUCTURAL: BY INCREASE IN OCCUPANT LOAD: <input checked="" type="checkbox"/> NO <input type="checkbox"/> YES BY CHANGE OF MAJOR OCCUPANCY: <input checked="" type="checkbox"/> NO <input type="checkbox"/> YES PLUMBING: SEWAGE-SYSTEM: <input checked="" type="checkbox"/> NO <input type="checkbox"/> YES NOTE: NO INCREASE IN OCCUPANT LOAD, THIS NO INCREASE IN DAILY SANITARY SEWAGE FLOW.	11.4.2 11.4.2.1 11.4.2.2 11.4.2.3 11.4.2.4 11.4.2.5
11.5 COMPENSATING CONSTRUCTION:	STRUCTURAL: <input checked="" type="checkbox"/> NO <input type="checkbox"/> YES INCREASE IN OCCUPANT LOAD: <input checked="" type="checkbox"/> NO <input type="checkbox"/> YES CHANGE OF MAJOR OCCUPANCY: <input checked="" type="checkbox"/> NO <input type="checkbox"/> YES PLUMBING: <input checked="" type="checkbox"/> NO <input type="checkbox"/> YES SEWAGE-SYSTEM: <input checked="" type="checkbox"/> NO <input type="checkbox"/> YES	11.4.3 11.4.3.2 11.4.3.3 11.4.3.4 11.4.3.5 11.4.3.6
11.6 COMPLIANCE ALTERNATIVES PROPOSED:	NO <input checked="" type="checkbox"/> YES <input type="checkbox"/>	11.5.1
11.7 ALTERNATIVE MEASURES PROPOSED:	NO <input checked="" type="checkbox"/> YES <input type="checkbox"/>	11.5.2
11.8 GENERAL NOTES:	EXISTING BUILDING IS SPRINKLERED TRAVEL DISTANCE = 45m MAXIMUM.	

LEGEND



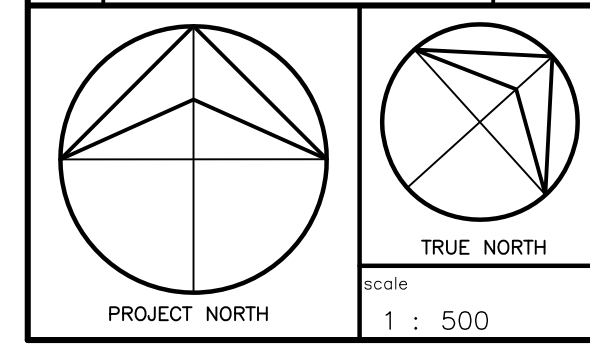


1 OVERALL FIRST FLOOR PLAN
scale: 1 : 500

NOTE:
 This drawing and all associated documentation are the confidential property of BJC architects + assoc. inc. and must be returned upon request. Any duplication, reuse, revision and/or distribution in part or whole without the prior written authorization of BJC architects + assoc. inc. is strictly prohibited. Each contractor will check and verify all dimensions and report all errors and omissions to the design professional whose seal is affixed to this drawing. Do not scale this drawing.
 The information and material herein reflect the best judgement of BJC architects + assoc. inc., in light of the information available to them at the time of preparation of these documents. Any use which a third party makes of these documents, or any reliance on or decisions to be made based on them, is the sole responsibility of such third party. BJC architects + assoc. inc. accepts no responsibility for damages, if any, suffered by any third party as a result of decisions made or actions based on these documents.
 © BJC architects + assoc. inc. 2024

ISSUED FOR TENDER

02	ISSUED FOR TENDER	24.03.28
01	ISSUED FOR PERMIT	24.01.08
No.	REVISIONS	date



ARCHITECTS ASSOCIATION OF ARCHITECTS
 BRARY JOHNSON
 LICENCE
 2024.03.28

drawn by CMO
 last worked on by 24.03.28 CMO
 checked by BRJ
 print date 2024.03.28

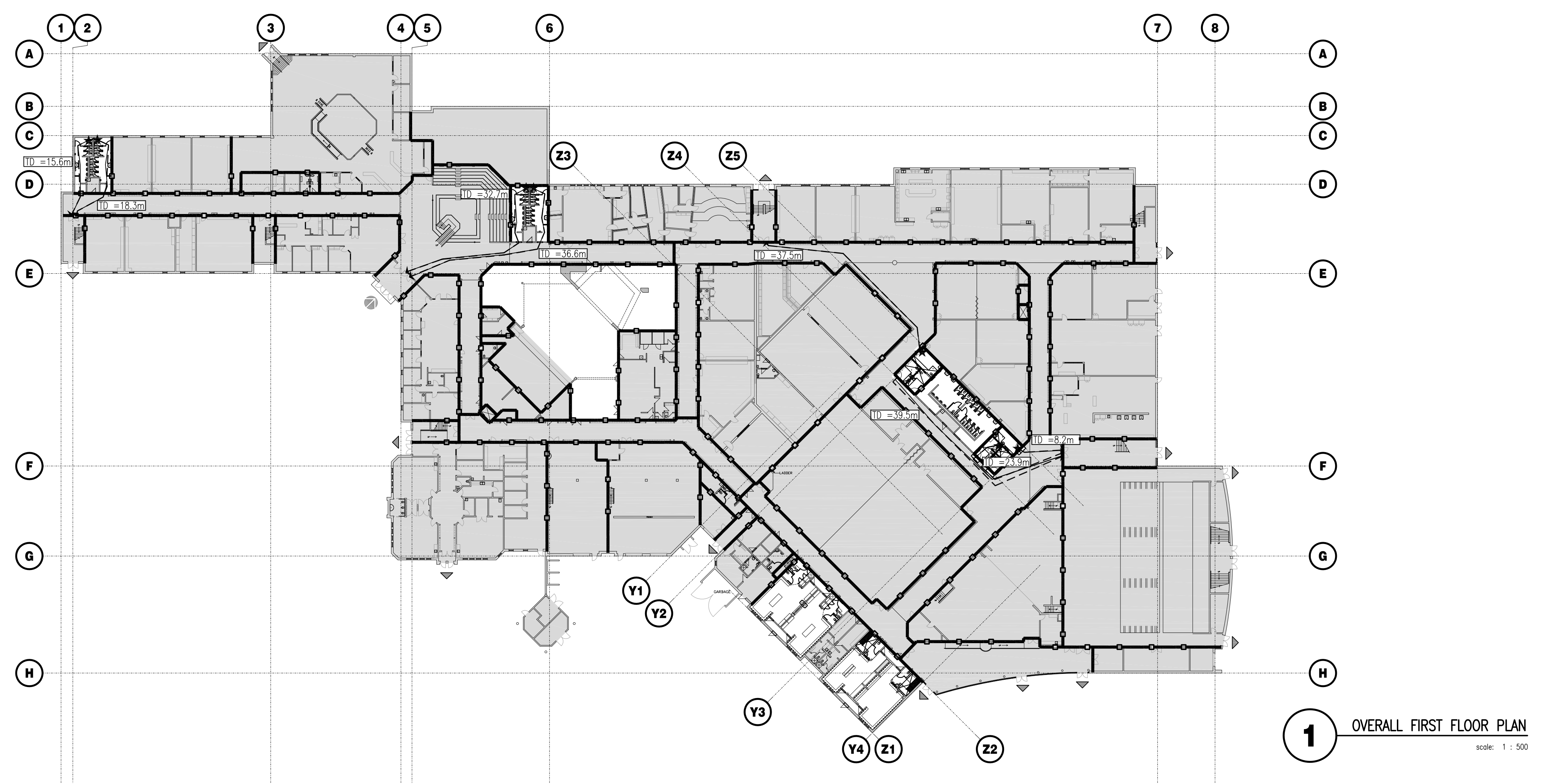
BJC
 architects + assoc. inc.

client
HAMILTON-WENTWORTH DISTRICT SCHOOL BOARD
 20 EDUCATION COURT
 HAMILTON ONTARIO

project
WATERDOWN SECONDARY SCHOOL WASHROOM & CHANGEROOM RENOVATIONS
 215 PARKSIDE DRIVE
 WATERDOWN ONTARIO

drawing title
OVERALL FIRE RATING & TRAVEL DISTANCE PLANS

reference	project no. 23-075	client reference number
sheet no.	A - 003 02	



1 OVERALL FIRST FLOOR PLAN
 scale: 1 : 500

LEGEND

AREA OF WORK NOT IN CONTRACT SCOPE.	MAIN ENTRANCE
APPROXIMATE AREA OF WORK IN CONTRACT SCOPE.	EXIT

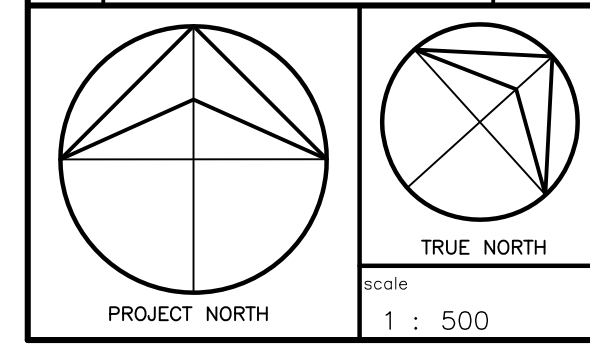
FIRE SEPARATION LEGEND

DENOTES 1 HOUR FIRE SEPARATION
END OF TRAVEL.
FURTHEST POINT OF TRAVEL.
TRAVEL DISTANCE (45m MAX)

NOTE:
 This drawing and all associated documentation are the confidential property of BJC architects + assoc. inc. and must be returned upon request. Any duplication, reuse, revision and/or distribution in part or whole without the prior written authorization of BJC architects + assoc. inc. is strictly prohibited. Each contractor will check and verify all dimensions and report all errors and omissions to the design professional whose seal is affixed to this drawing. Do not scale this drawing.
 The information and material herein reflect the best judgement of BJC architects + assoc. inc., in light of the information available to them at the time of preparation of these documents. Any use which a third party makes of these documents, or any reliance on or decisions to be made based on them, is the sole responsibility of such third party. BJC architects + assoc. inc. accepts no responsibility for damages, if any, suffered by any third party as a result of decisions made or actions based on these documents.
 © BJC architects + assoc. inc. 2024

ISSUED FOR TENDER

02	ISSUED FOR TENDER	24.03.28
01	ISSUED FOR PERMIT	24.01.08
No.	REVISIONS	date



	drawn	MS
	last worked on by	24.04.08 LH
	checked	BRJ
	print date	2024.03.28



client
HAMILTON-WENTWORTH DISTRICT SCHOOL BOARD
 20 EDUCATION COURT
 HAMILTON ONTARIO

project
WATERDOWN SECONDARY SCHOOL WASHROOM & CHANGEROOM RENOVATIONS
 215 PARKSIDE DRIVE
 WATERDOWN ONTARIO

drawing title
PHASING PLAN

reference	project no.	client reference number
	23-075	
sheet no.		

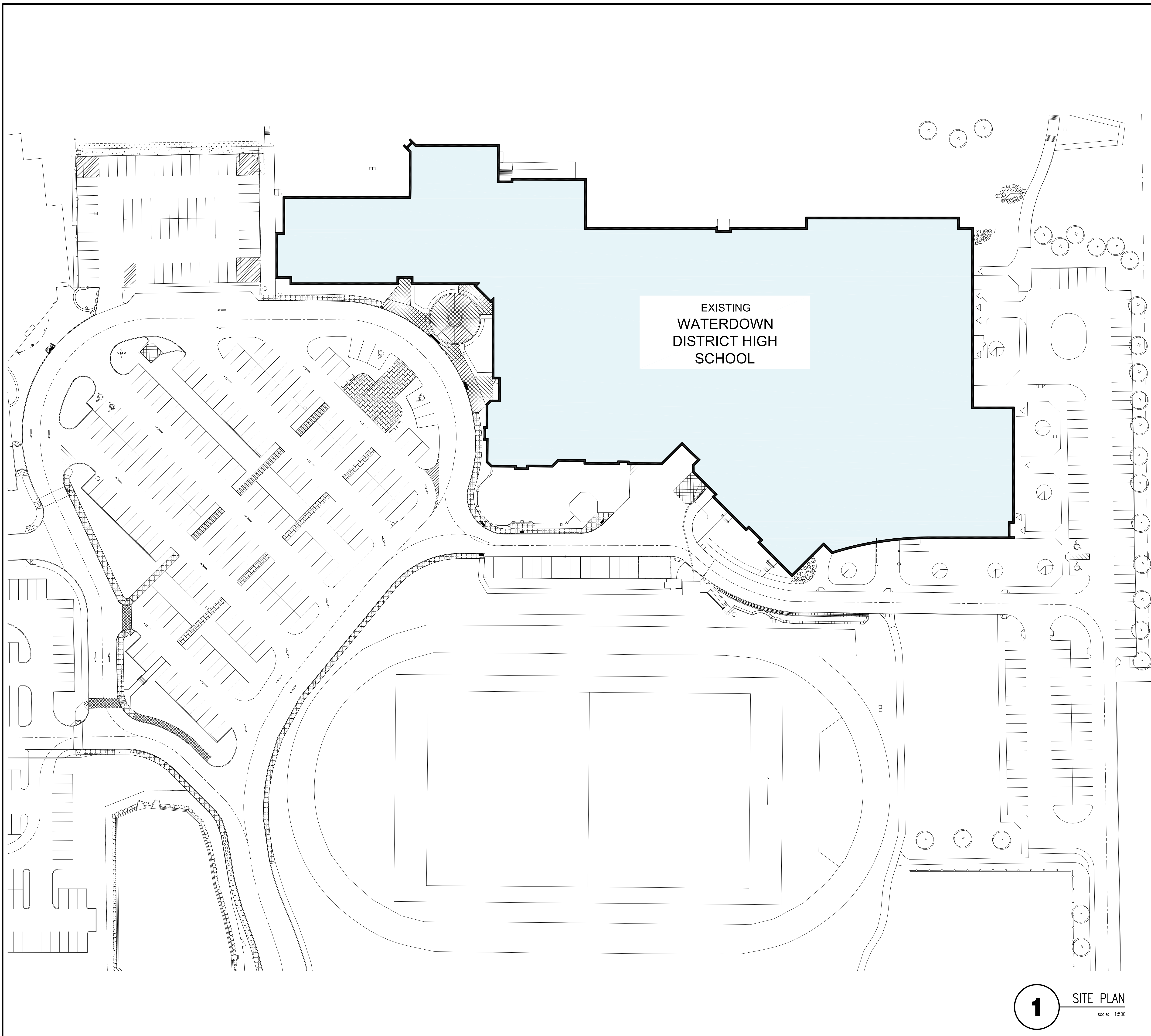
A - 004 02

LEGEND

- AREA OF WORK NOT IN CONTRACT SCOPE.
- AREA OF RENOVATION
- MAIN ENTRANCE
- EXIT
- APPROXIMATE AREA OF WORK IN CONTRACT SCOPE.



1 OVERALL FIRST FLOOR PLAN
 scale: 1 : 500



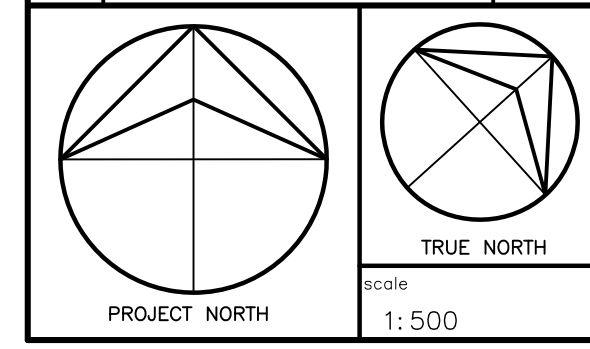
1 SITE PLAN
scale: 1:500

HWDSB

NOTE:
This drawing and all associated documentation are the confidential property of BJC architects + assoc. inc. and must be returned upon request. Any duplication, reuse, revision and/or distribution in part or whole without the prior written authorization of BJC architects + assoc. inc. is strictly prohibited. Each contractor will check and verify all dimensions and report all errors and omissions to the design professional whose seal is affixed to this drawing. Do not scale this drawing.
The information and material herein reflect the best judgement of BJC architects + assoc. inc., in light of the information available to them at the time of preparation of these documents. Any use which a third party makes of these documents, or any reliance on or decisions to be made based on them, is the sole responsibility of such third party. BJC architects + assoc. inc. accepts no responsibility for damages, if any, suffered by any third party as a result of decisions made or actions based on these documents. © BJC architects + assoc. inc. 2024

ISSUED FOR TENDER

02	ISSUED FOR TENDER	24.03.28
01	ISSUED FOR PERMIT	24.01.08
No.	REVISIONS	date



drawn by: MS
last worked on by: 24.03.28 LH
checked by: BRJ
print date: 2024.03.28

BJC
architects + assoc. inc.

client
HAMILTON-WENTWORTH DISTRICT SCHOOL BOARD
20 EDUCATION COURT HAMILTON ONTARIO

project
WATERDOWN SECONDARY SCHOOL WASHROOM & CHANGEROOM RENOVATIONS
215 PARKSIDE DRIVE WATERDOWN ONTARIO

drawing title
SITE PLAN

reference

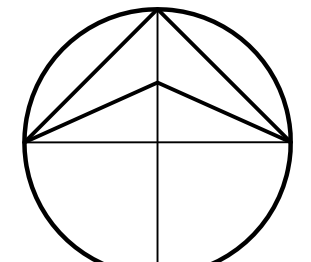

project no. 23-075	client reference number
sheet no.	


A-10002



NOTE:
This drawing and all associated documentation are the confidential property of BJC architects + assoc. inc. and must be returned upon request. Any duplication, reuse, revision and/or distribution in part or whole without the prior written authorization of BJC architects + assoc. inc. is strictly prohibited. Each contractor will check and verify all dimensions and report all errors and omissions to the design professional whose seal is affixed to this drawing. Do not scale this drawing.
The information and material herein reflect the best judgement of BJC architects + assoc. inc., in light of the information available to them at the time of preparation of these documents. Any use which a third party makes of these documents, or any reliance on or decisions to be made based on them, is the sole responsibility of such third party. BJC architects + assoc. inc. accepts no responsibility for damages, if any, suffered by any third party as a result of decisions made or actions based on these documents. © BJC architects + assoc. inc. 2024

ISSUED FOR TENDER

02	ISSUED FOR TENDER	24.03.28
01	ISSUED FOR PERMIT	24.01.08
No.	REVISIONS	date
		
PROJECT NORTH		TRUE NORTH
		scale: 1:25

	drawn	MS
	last worked on	By 24.03.28 MS
	checked	BRJ
	print date	2024.03.28

BJC
architects + assoc. inc.

client
HAMILTON-WENTWORTH DISTRICT SCHOOL BOARD
20 EDUCATION COURT HAMILTON ONTARIO

project
WATERDOWN SECONDARY SCHOOL WASHROOM & CHANGEROOM RENOVATIONS
215 PARKSIDE DRIVE WATERDOWN ONTARIO

drawing title
DEMOLITION WASHROOM PLANS (1024,1026)

reference	project no. 23-075	client reference number
sheet no.	AD11002	



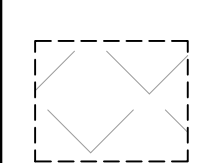
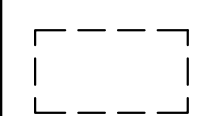
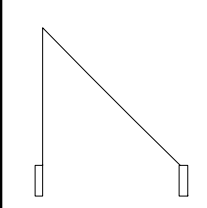

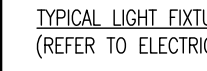

GENERAL NOTES

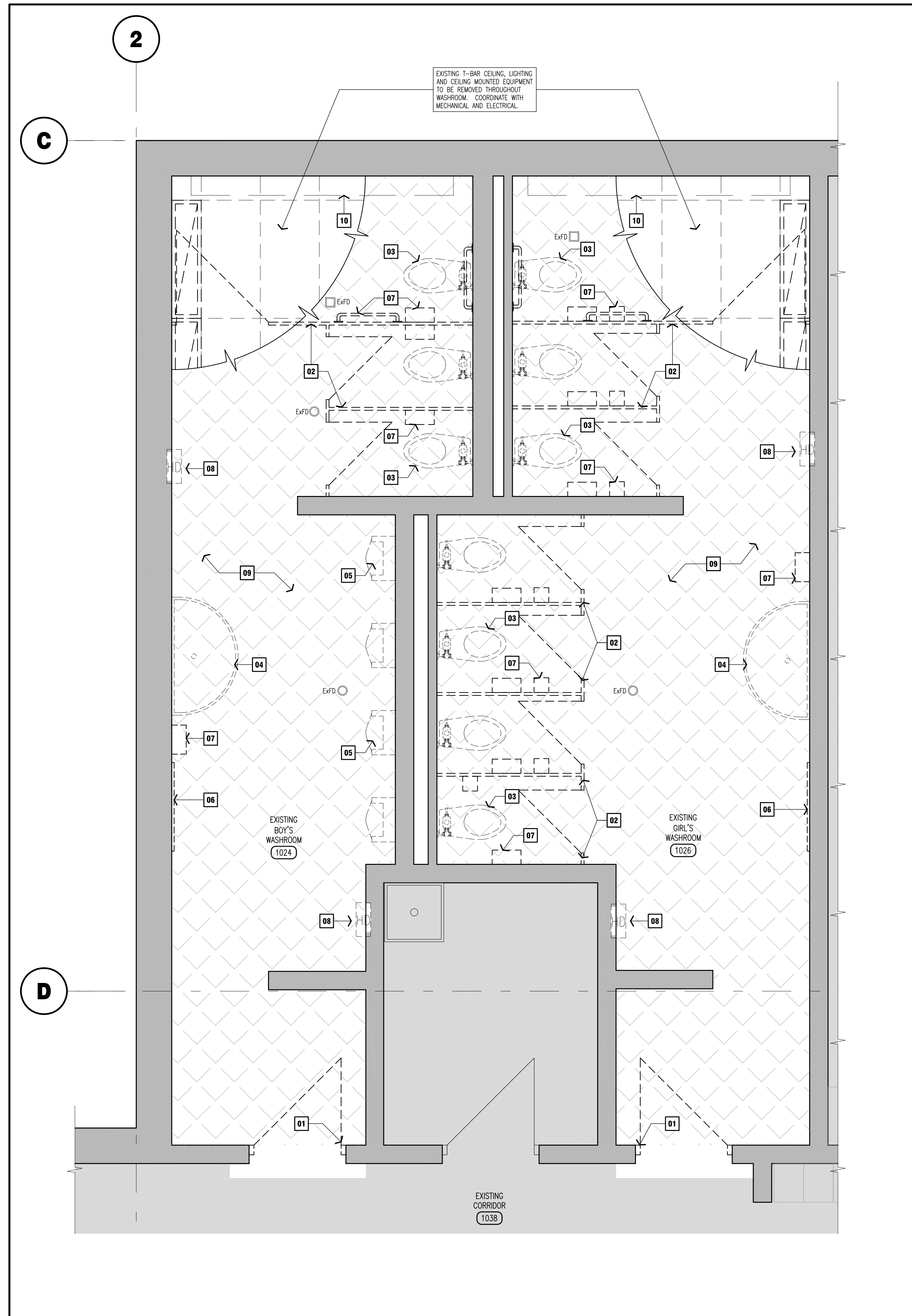
- CONTRACTOR MUST VERIFY ALL DIMENSIONS AND BE RESPONSIBLE FOR THE SAME. REPORT ANY ERRORS OR OMISSIONS TO THE ARCHITECT IN WRITING PRIOR TO COMMENCING WITH THE WORK. PRINTS ARE NOT TO BE SCALED.
- THIS DRAWING IS TO BE READ IN CONJUNCTION WITH ALL OTHER ARCHITECTURAL, MECHANICAL & ELECTRICAL DRAWINGS FOR A COMPLETE SCOPE OF WORK.
- SELECTIVE DEMOLITION TO ACCOMMODATE INSTALLATION OF MECHANICAL AND ELECTRICAL ROUGH-INS AND EQUIPMENT.
- COORDINATE WITH MECHANICAL FOR THE PROTECTION OF EXISTING SPRINKLER SYSTEM DURING THE DEMOLITION AND REMOVAL OF CEILINGS. REFER TO MECHANICAL DRAWINGS.

DRAWING NOTES

- 01 EXISTING DOOR AND FRAME TO BE REMOVED.
- 02 EXISTING TOILET PARTITIONS TO BE REMOVED.
- 03 EXISTING TOILETS TO BE REMOVED. REFER TO MECHANICAL DRAWINGS.
- 04 EXISTING SINKS TO BE REMOVED AND WHERE APPLICABLE, VANITY MILLWORK AND SUPPORT FRAMING. REFER TO MECHANICAL DRAWINGS.
- 05 EXISTING URINALS TO BE REMOVED. REFER TO MECHANICAL DRAWINGS.
- 06 EXISTING WALL MOUNTED MIRRORS TO BE REMOVED.
- 07 EXISTING WASHROOM ACCESSORIES, INCLUDING TOILET PAPER DISPENSERS, SANITARY DISPOSALS, SOAP DISPENSERS, PAPER TOWEL DISPENSERS, SHOWER SEAT AND GRAB BARS TO BE REMOVED.
- 08 EXISTING HAND DRYERS TO BE REMOVED. REFER TO ELECTRICAL DRAWINGS.
- 09 EXISTING FLOORING AND WALL BASE TO BE REMOVED.
- 10 EXISTING WALL MOUNTED HEATER MOUNTED AT U/S OF CEILING TO REMAIN. REFER TO MECHANICAL DRAWINGS.
- 11 RESERVED.
- 12 RESERVED.
- 13 RESERVED.
- 14 RESERVED.
- 15 RESERVED.
- 16 RESERVED.
- 17 RESERVED.
- 18 RESERVED.
- 19 RESERVED.

LEGEND

-  EXISTING WALLS.
-  AREA OF WORK NOT IN CONTRACT SCOPE.
-  AREA OF EXISTING FLOORING AND WALL BASE TO BE REMOVED.
-  EXISTING TO BE REMOVED.
-  EXISTING DOOR TO REMAIN.
-  EXISTING FLOOR DRAIN/ CLEANOUT.
-  TYPICAL LIGHT FIXTURES. (REFER TO ELECTRICAL DRAWINGS).
-  TYPICAL MECHANICAL GRILLS & DIFFUSERS. (REFER TO MECHANICAL DRAWINGS).



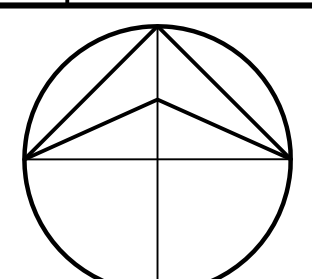

1 EXISTING BOY'S AND GIRL'S WASHROOMS 1024 & 1026 scale: 1 : 25


2 RESERVED scale: X:XXX

3 RESERVED scale: X:XXX

NOTE:
This drawing and all associated documentation are the confidential property of BJC architects + assoc. inc. and must be returned upon request. Any duplication, reuse, revision and/or distribution in part or whole without the prior written authorization of BJC architects + assoc. inc. is strictly prohibited. Each contractor will check and verify all dimensions and report all errors and omissions to the design professional whose seal is affixed to this drawing. Do not scale this drawing.
The information and material herein reflect the best judgement of BJC architects + assoc. inc., in light of the information available to them at the time of preparation of these documents. Any use which a third party makes of these documents, or any reliance on or decisions to be made based on them, is the sole responsibility of such third party. BJC architects + assoc. inc. accepts no responsibility for damages, if any, suffered by any third party as a result of decisions made or actions based on these documents. © BJC architects + assoc. inc. 2024

ISSUED FOR TENDER

02	ISSUED FOR TENDER	24.03.28
01	ISSUED FOR PERMIT	24.01.08
No.	REVISIONS	date
		
PROJECT NORTH		TRUE NORTH
		scale: 1:25

	drawn	MS
	last worked on by	24.03.28 MS
	checked	BRJ
	print date	2024.03.28
	scale	

BJC
architects + assoc. inc.

client
HAMILTON-WENTWORTH DISTRICT SCHOOL BOARD
20 EDUCATION COURT HAMILTON ONTARIO

project
WATERDOWN SECONDARY SCHOOL WASHROOM & CHANGEROOM RENOVATIONS
215 PARKSIDE DRIVE WATERDOWN ONTARIO

drawing title
WASHROOMS 1047 & 1049 DEMOLITION PLANS

reference	project no.	client reference number
	23-075	
sheet no.	AD11102	




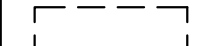


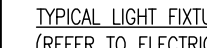

GENERAL NOTES

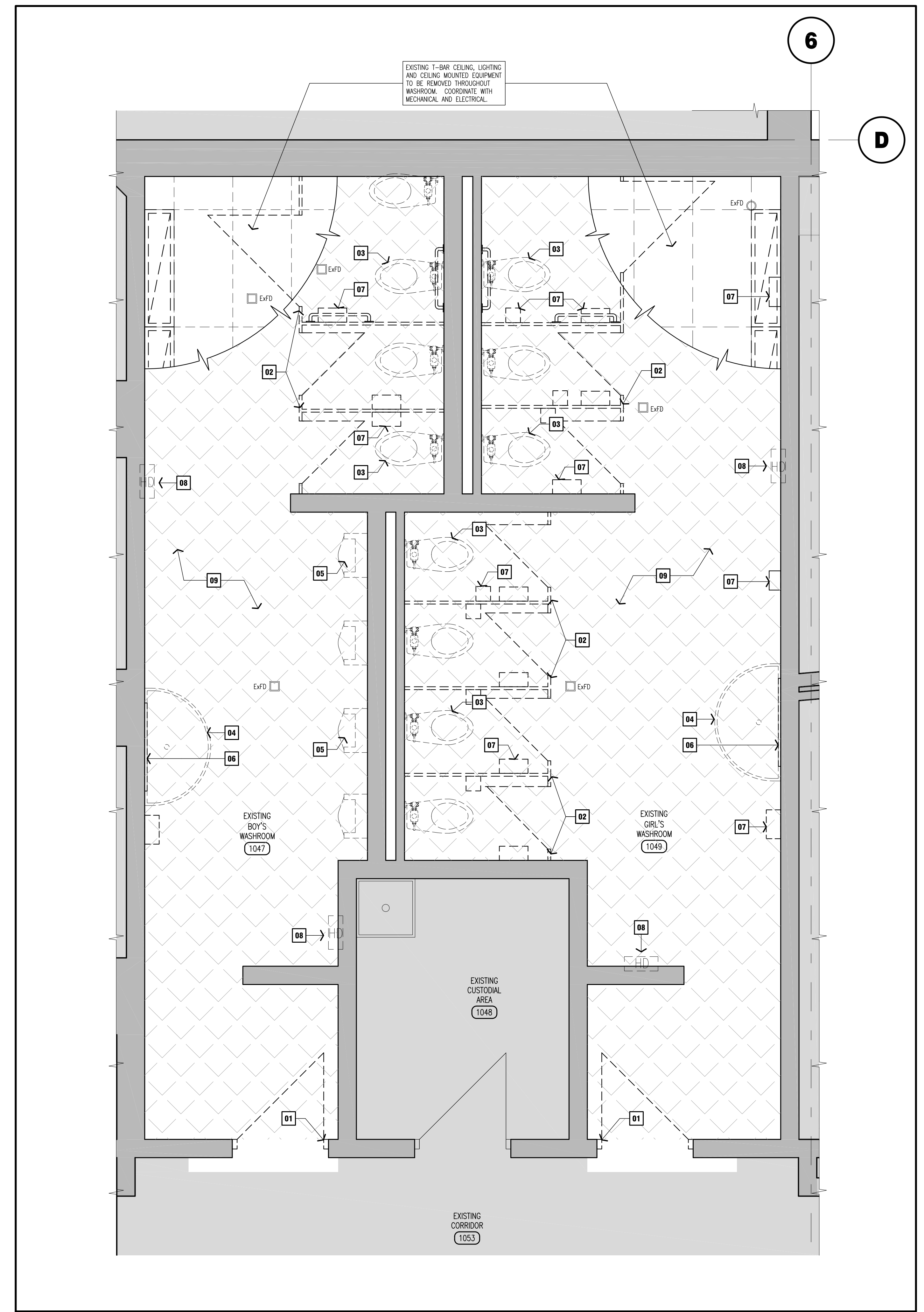
- CONTRACTOR MUST VERIFY ALL DIMENSIONS AND BE RESPONSIBLE FOR THE SAME. REPORT ANY ERRORS OR OMISSIONS TO THE ARCHITECT IN WRITING PRIOR TO COMMENCING WITH THE WORK. PRINTS ARE NOT TO BE SCALED.
- THIS DRAWING IS TO BE READ IN CONJUNCTION WITH ALL OTHER ARCHITECTURAL, MECHANICAL & ELECTRICAL DRAWINGS FOR A COMPLETE SCOPE OF WORK.
- SELECTIVE DEMOLITION TO ACCOMMODATE INSTALLATION OF MECHANICAL AND ELECTRICAL ROUGH-INS AND EQUIPMENT.
- COORDINATE WITH MECHANICAL FOR THE PROTECTION OF EXISTING SPRINKLER SYSTEM DURING THE DEMOLITION AND REMOVAL OF CEILINGS. REFER TO MECHANICAL DRAWINGS.

DRAWING NOTES

- 01 EXISTING DOOR AND FRAME TO BE REMOVED.
- 02 EXISTING TOILET PARTITIONS TO BE REMOVED.
- 03 EXISTING TOILETS TO BE REMOVED. REFER TO MECHANICAL DRAWINGS.
- 04 EXISTING SINKS TO BE REMOVED AND WHERE APPLICABLE, VANITY MILLWORK AND SUPPORT FRAMING. REFER TO MECHANICAL DRAWINGS.
- 05 EXISTING URINALS TO BE REMOVED. REFER TO MECHANICAL DRAWINGS.
- 06 EXISTING WALL MOUNTED MIRRORS TO BE REMOVED.
- 07 EXISTING WASHROOM ACCESSORIES, INCLUDING TOILET PAPER DISPENSERS, SANITARY DISPOSALS, SOAP DISPENSERS, PAPER TOWEL DISPENSERS, SHOWER SEAT AND GRAB BARS TO BE REMOVED.
- 08 EXISTING HAND DRYERS TO BE REMOVED. REFER TO ELECTRICAL DRAWINGS.
- 09 EXISTING FLOORING AND WALL BASE TO BE REMOVED.
- 10 RESERVED.
- 11 RESERVED.
- 12 RESERVED.
- 13 RESERVED.
- 14 RESERVED.
- 15 EXISTING SHOWER HEAD AND CONTROLS TO BE REMOVED. REFER TO MECHANICAL DRAWINGS.
- 16 RESERVED.
- 17 RESERVED.
- 18 RESERVED.
- 19 RESERVED.

LEGEND

-  EXISTING WALLS.
-  AREA OF WORK NOT IN CONTRACT SCOPE.
-  AREA OF EXISTING FLOORING AND WALL BASE TO BE REMOVED.
-  EXISTING TO BE REMOVED.
-  EXISTING DOOR TO REMAIN.
-  EXISTING FLOOR DRAIN/ CLEANOUT.
-  TYPICAL LIGHT FIXTURES. (REFER TO ELECTRICAL DRAWINGS).
-  TYPICAL MECHANICAL GRILLS & DIFFUSERS. (REFER TO MECHANICAL DRAWINGS).

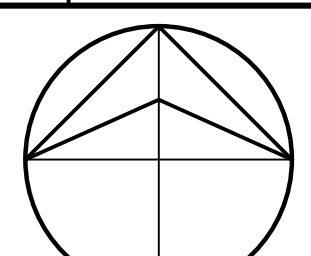
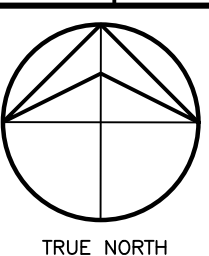


1 EXISTING BOY'S AND GIRL'S WASHROOMS 1047 & 1049
scale: 1 : 25

2 RESERVED
scale: XXXX

NOTE:
This drawing and all associated documentation are the confidential property of BJC architects + assoc. inc. and must be returned upon request. Any duplication, reuse, revision and/or distribution in part or whole without the prior written authorization of BJC architects + assoc. inc. is strictly prohibited. Each contractor will check and verify all dimensions and report all errors and omissions to the design professional whose seal is affixed to this drawing. Do not scale this drawing.
The information and material herein reflect the best judgement of BJC architects + assoc. inc. in light of the information available to them at the time of preparation of these documents. Any use which a third party makes of these documents, or any reliance on or decisions to be made based on them, is the sole responsibility of such third party. BJC architects + assoc. inc. accepts no responsibility for damages, if any, suffered by any third party as a result of decisions made or actions based on these documents. © BJC architects + assoc. inc. 2024

ISSUED FOR TENDER

02	ISSUED FOR TENDER	24.03.28
01	ISSUED FOR PERMIT	24.01.08
No.	REVISIONS	date
		
PROJECT NORTH		TRUE NORTH
		SCALE: 1:25

ONTARIO ASSOCIATION OF ARCHITECTS
 ARCHITECTS
 BRJ
 LICENSE
 2024-03-28

drawn by: MS
 last worked on by: MS
 checked by: BRJ
 print date: 2024-03-28



client
HAMILTON-WENTWORTH DISTRICT SCHOOL BOARD
 20 EDUCATION COURT
 HAMILTON ONTARIO

project
WATERDOWN SECONDARY SCHOOL WASHROOM & CHANGEROOM RENOVATIONS
 215 PARKSIDE DRIVE
 WATERDOWN ONTARIO

drawing title
CHANGEROOMS 1108 & 1110 DEMOLITION PLAN

reference	
project no.	client reference number
23-075	
sheet no.	
AD11202	

GENERAL NOTES

- CONTRACTOR MUST VERIFY ALL DIMENSIONS AND BE RESPONSIBLE FOR THE SAME. REPORT ANY ERRORS OR OMISSIONS TO THE ARCHITECT IN WRITING PRIOR TO COMMENCING WITH THE WORK. PRINTS ARE NOT TO BE SCALED.
- THIS DRAWING IS TO BE READ IN CONJUNCTION WITH ALL OTHER ARCHITECTURAL, MECHANICAL & ELECTRICAL DRAWINGS FOR A COMPLETE SCOPE OF WORK.
- SELECTIVE DEMOLITION TO ACCOMMODATE INSTALLATION OF MECHANICAL AND ELECTRICAL ROUGH-INS AND EQUIPMENT.
- COORDINATE WITH MECHANICAL FOR THE PROTECTION OF EXISTING SPRINKLER SYSTEM DURING THE DEMOLITION AND REMOVAL OF CEILINGS. REFER TO MECHANICAL DRAWINGS.

DRAWING NOTES

- RESERVED.
- EXISTING TOILET PARTITIONS TO BE REMOVED.
- EXISTING TOILETS TO BE REMOVED. REFER TO MECHANICAL DRAWINGS.
- EXISTING SINKS TO BE REMOVED AND WHERE APPLICABLE, VANITY MILLWORK AND SUPPORT FRAMING, REFER TO MECHANICAL DRAWINGS.
- EXISTING URINALS TO BE REMOVED. REFER TO MECHANICAL DRAWINGS.
- EXISTING WALL MOUNTED MIRRORS TO BE REMOVED.
- EXISTING WASHROOM ACCESSORIES, INCLUDING TOILET PAPER DISPENSERS, SANITARY DISPOSALS, SOAP DISPENSERS, PAPER TOWEL DISPENSERS, SHOWER SEAT AND GRAB BARS TO BE REMOVED.
- EXISTING HAND DRIVERS TO BE REMOVED. REFER TO ELECTRICAL DRAWINGS.
- EXISTING FLOORING AND WALL BASE TO BE REMOVED.
- EXISTING WALL MOUNTED HEATER MOUNTED AT 1/3 OF CEILING TO REMAIN. REFER TO MECHANICAL DRAWINGS.
- EXISTING MILLWORK BENCH, CABINETS AND WALL SHELVING TO BE REMOVED. REFER TO MECHANICAL DRAWINGS.
- EXISTING STORAGE SHELVING TO BE REMOVED.
- APPROXIMATE AREA OF EXISTING FLOOR SLAB TO BE CUT OUT AND REMOVED. REFER TO MECHANICAL DRAWINGS.
- EXISTING WALL TILE TO BE REMOVED.
- EXISTING SHOWER HEAD AND CONTROLS TO BE REMOVED. REFER TO MECHANICAL DRAWINGS.
- EXISTING OVERHEAD ROLLER SHUTTERS AND TRACKS c/w O.H. SHROUD TO BE REMOVED.
- EXISTING WALL MOUNTING WOOD RAIL AND HOOKS TO BE REMOVED.
- RESERVED.
- RESERVED.

LEGEND

EXISTING WALLS.

AREA OF WORK NOT IN CONTRACT SCOPE.

AREA OF EXISTING FLOORING AND WALL BASE TO BE REMOVED.

EXISTING TO BE REMOVED.

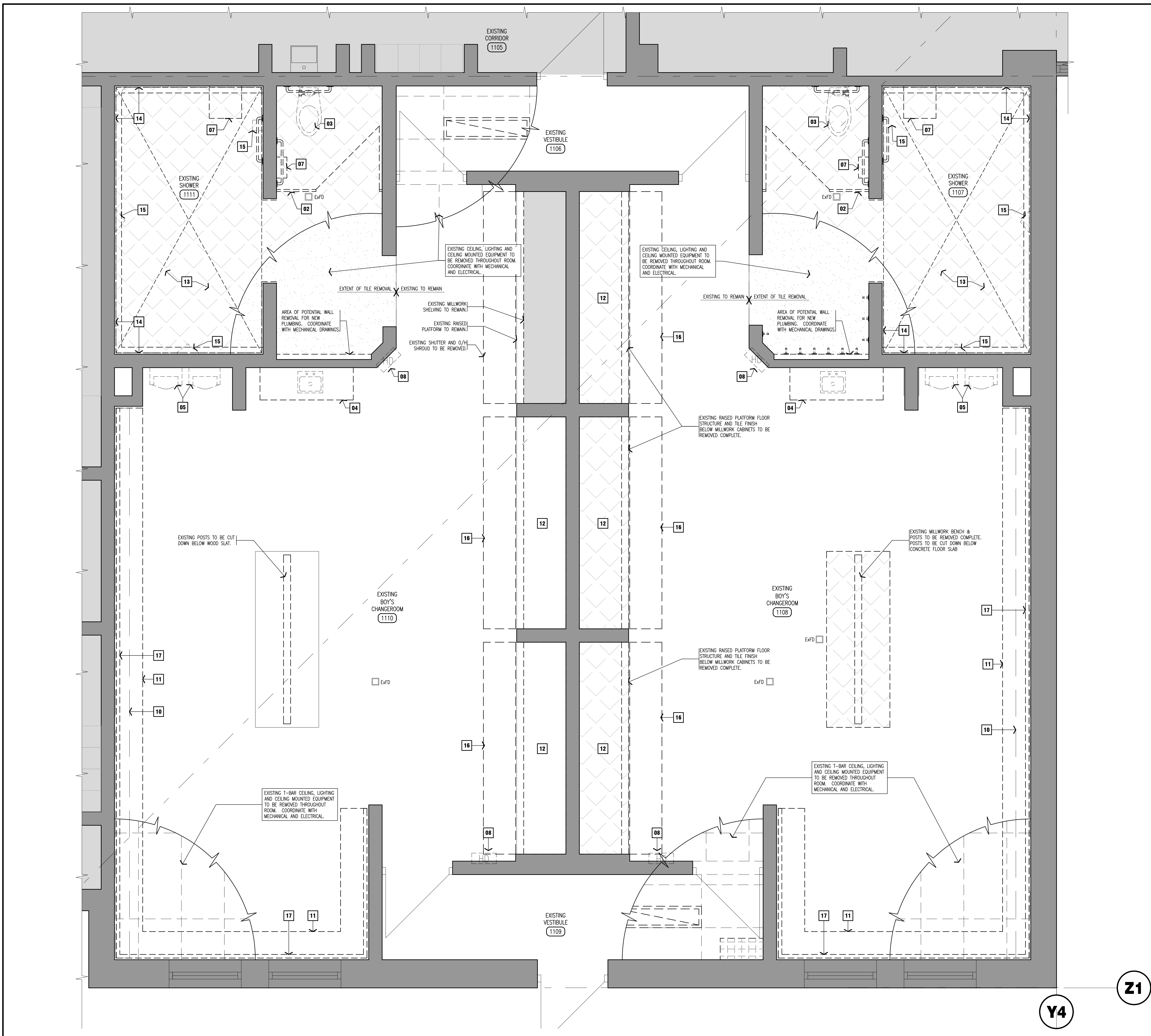
EXISTING DOOR TO REMAIN.

EXISTING FLOOR DRAIN/ CLEANOUT.

APPROXIMATE AREA OF CONCRETE SLAB TO BE REMOVED & REPAIRED TO FACILITATE INSTALLATION OF NEW PLUMBING. REFER TO MECHANICAL DRAWINGS.

TYPICAL LIGHT FIXTURES. (REFER TO ELECTRICAL DRAWINGS).

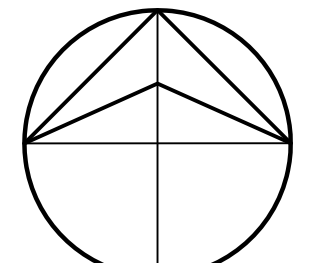
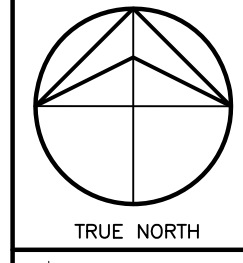
TYPICAL MECHANICAL GRILLS & DIFFUSERS. (REFER TO MECHANICAL DRAWINGS).



Y4 **Z1**

NOTE:
This drawing and all associated documentation are the confidential property of BJC architects + assoc. inc. and must be returned upon request. Any duplication, reuse, revision and/or distribution in part or whole without the prior written authorization of BJC architects + assoc. inc. is strictly prohibited. Each contractor will check and verify all dimensions and report all errors and omissions to the design professional whose seal is affixed to this drawing. Do not scale this drawing.
The information and material herein reflect the best judgement of BJC architects + assoc. inc., in light of the information available to them at the time of preparation of these documents. Any use which a third party makes of these documents, or any reliance on or decisions to be made based on them, is the sole responsibility of such third party. BJC architects + assoc. inc. accepts no responsibility for damages, if any, suffered by any third party as a result of decisions made or actions based on these documents. © BJC architects + assoc. inc. 2024

ISSUED FOR TENDER

02	ISSUED FOR TENDER	24.03.28
01	ISSUED FOR PERMIT	24.01.08
No.	REVISIONS	date
		
PROJECT NORTH		TRUE NORTH
		SCALE 1:25

	drawn	MS
	last worked on by	24.03.28 MS
	checked	BRJ
	print date	2024.03.28



client
HAMILTON-WENTWORTH DISTRICT SCHOOL BOARD
20 EDUCATION COURT HAMILTON ONTARIO

project
WATERDOWN SECONDARY SCHOOL WASHROOM & CHANGEROOM RENOVATIONS
215 PARKSIDE DRIVE WATERDOWN ONTARIO

drawing title
CHANGEROOMS 1116 & 1120 DEMOLITION PLAN

reference	project no. 23-075	client reference number
sheet no.	AD11302	



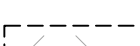





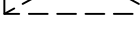
GENERAL NOTES

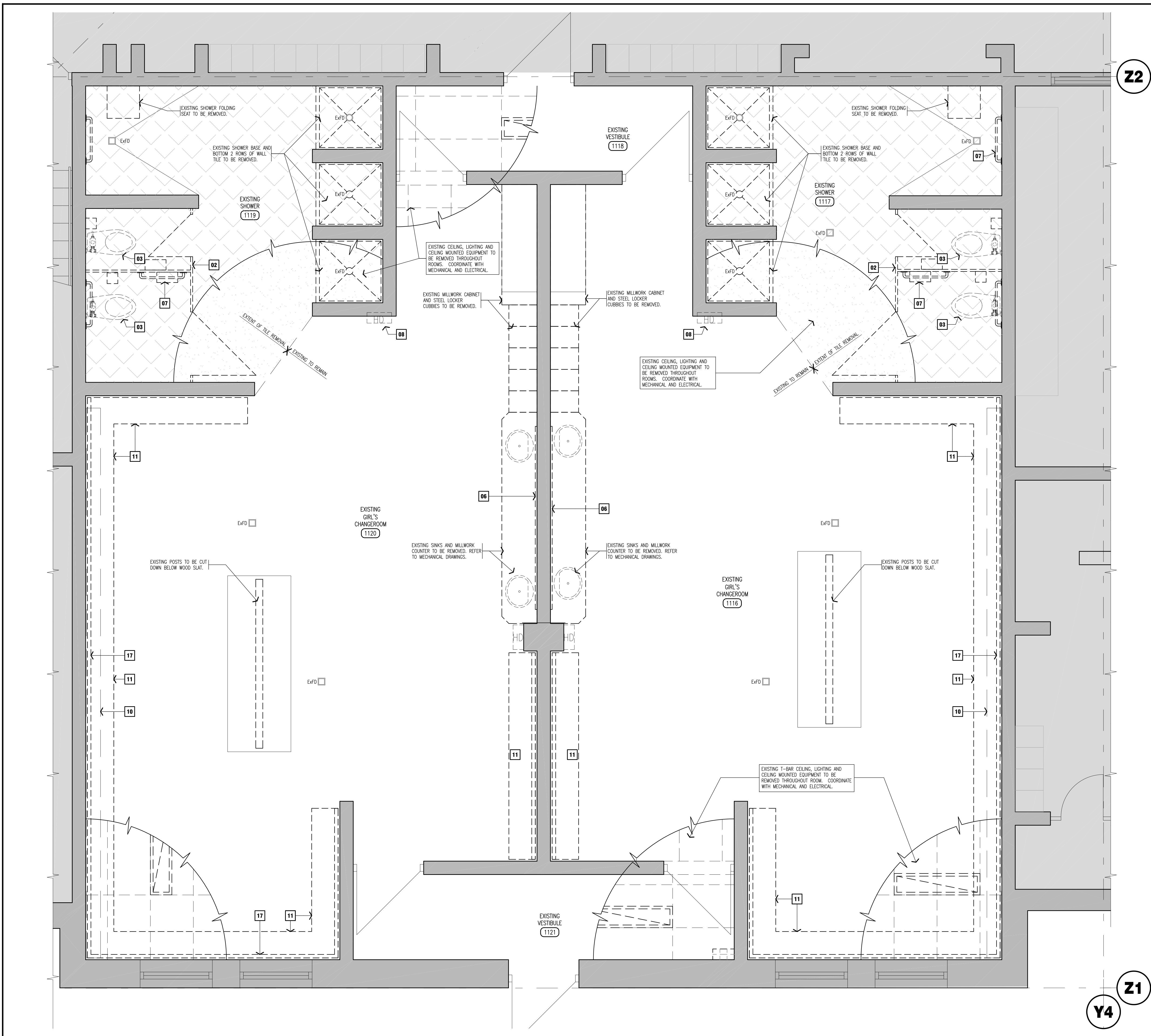
- CONTRACTOR MUST VERIFY ALL DIMENSIONS AND BE RESPONSIBLE FOR THE SAME. REPORT ANY ERRORS OR OMISSIONS TO THE ARCHITECT IN WRITING PRIOR TO COMMENCING THE WORK. PRINTS ARE NOT TO BE SCALED.
- THIS DRAWING IS TO BE READ IN CONJUNCTION WITH ALL OTHER ARCHITECTURAL, MECHANICAL & ELECTRICAL DRAWINGS FOR A COMPLETE SCOPE OF WORK.
- SELECTIVE DEMOLITION TO ACCOMMODATE INSTALLATION OF MECHANICAL AND ELECTRICAL ROUGH-INS AND EQUIPMENT.
- COORDINATE WITH MECHANICAL FOR THE PROTECTION OF EXISTING SPRINKLER SYSTEM DURING THE DEMOLITION AND REMOVAL OF CEILINGS. REFER TO MECHANICAL DRAWINGS.

DRAWING NOTES

- 01 RESERVED.
- 02 EXISTING TOILET PARTITIONS TO BE REMOVED.
- 03 EXISTING TOILETS TO BE REMOVED. REFER TO MECHANICAL DRAWINGS.
- 04 EXISTING SINKS TO BE REMOVED AND WHERE APPLICABLE, VANITY MILLWORK AND SUPPORT FRAMING. REFER TO MECHANICAL DRAWINGS.
- 05 RESERVED.
- 06 EXISTING WALL MOUNTED MIRRORS TO BE REMOVED.
- 07 EXISTING WASHROOM ACCESSORIES, INCLUDING TOILET PAPER DISPENSERS, SANITARY DISPOSALS, SOAP DISPENSERS, PAPER TOWEL DISPENSERS, SHOWER SEAT AND GRAB BARS TO BE REMOVED.
- 08 EXISTING HAND DRYERS TO BE REMOVED. REFER TO ELECTRICAL DRAWINGS.
- 09 RESERVED.
- 10 EXISTING WALL MOUNTED HEATER MOUNTED AT U/S OF CEILING TO REMAIN. REFER TO MECHANICAL DRAWINGS.
- 11 EXISTING MILLWORK BENCH, CABINETS AND WALL SHELVING TO BE REMOVED. STEEL BENCH MOUNTING BRACKETS TO REMAIN.
- 12 RESERVED.
- 13 APPROXIMATE AREA OF EXISTING FLOOR SLAB TO BE CUT OUT AND REMOVED. REFER TO MECHANICAL DRAWINGS.
- 14 RESERVED.
- 15 RESERVED.
- 16 RESERVED.
- 17 EXISTING WALL MOUNTING WOOD RAIL AND HOOKS TO BE REMOVED.
- 18 RESERVED.
- 19 RESERVED.

LEGEND

-  EXISTING WALLS.
-  AREA OF WORK NOT IN CONTRACT SCOPE.
-  AREA OF EXISTING FLOORING AND WALL BASE TO BE REMOVED.
-  EXISTING TO BE REMOVED.
-  EXISTING DOOR TO REMAIN.
-  EXISTING FLOOR DRAIN/ CLEANOUT.
-  APPROXIMATE AREA OF CONCRETE SLAB TO BE REMOVED & REPAIRED TO FACILITATE INSTALLATION OF NEW PLUMBING. REFER TO MECHANICAL DRAWINGS.
-  TYPICAL LIGHT FIXTURES. (REFER TO ELECTRICAL DRAWINGS).
-  TYPICAL MECHANICAL GRILLS & DIFFUSERS. (REFER TO MECHANICAL DRAWINGS).



NOTE:
This drawing and all associated documentation are the confidential property of BJC architects + assoc. inc. and must be returned upon request. Any duplication, reuse, revision and/or distribution in part or whole without the prior written authorization of BJC architects + assoc. inc. is strictly prohibited. Each contractor will check and verify all dimensions and report all errors and omissions to the design professional whose seal is affixed to this drawing. Do not scale this drawing.
The information and material herein reflect the best judgement of BJC architects + assoc. inc., in light of the information available to them at the time of preparation of these documents. Any use which a third party makes of these documents, or any reliance on or decisions to be made based on them, is the sole responsibility of such third party. BJC architects + assoc. inc. accepts no responsibility for damages, if any, suffered by any third party as a result of decisions made or actions based on these documents. © BJC architects + assoc. inc. 2024

ISSUED FOR TENDER

No.	REVISIONS	date
02	ISSUED FOR TENDER	24.03.28
01	ISSUED FOR PERMIT	24.01.08

No.	REVISIONS	date

PROJECT NORTH	TRUE NORTH
scale	scale
1:25	1:25

drawn	MS
last worked on by	24.03.28 MS
checked	BRJ
print date	2024.03.28

BJC
architects + assoc. inc.

client
HAMILTON-WENTWORTH DISTRICT SCHOOL BOARD
20 EDUCATION COURT
HAMILTON ONTARIO

project
WATERDOWN SECONDARY SCHOOL WASHROOM & CHANGEROOM RENOVATIONS
215 PARKSIDE DRIVE
WATERDOWN ONTARIO

drawing title
BOY'S WASHROOM/CHANGEROOM 1223 & 1224 DEMOLITION PLAN

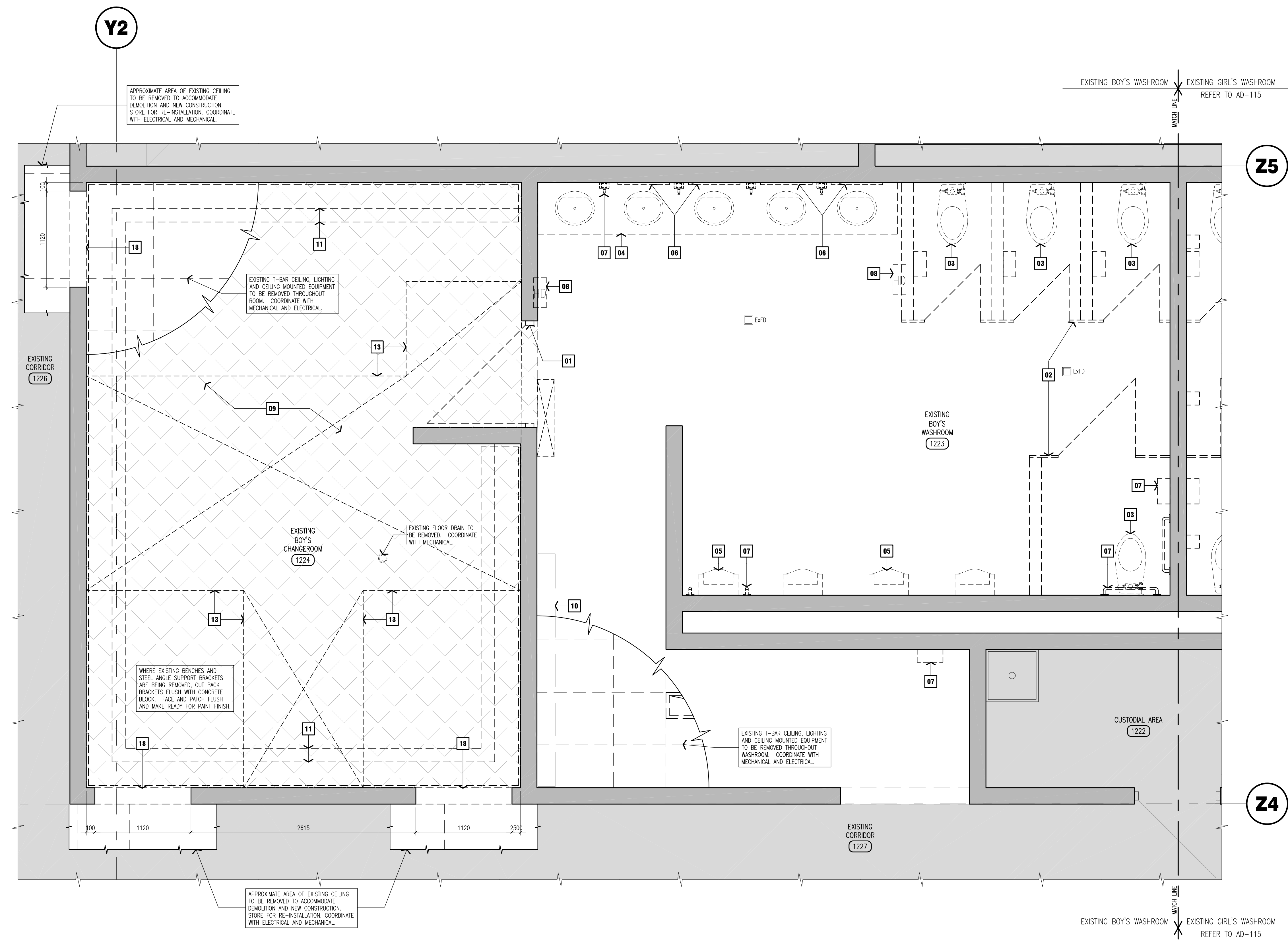
reference	project no.	client reference number
	23-075	

sheet no.
AD11402

- GENERAL NOTES**
- CONTRACTOR MUST VERIFY ALL DIMENSIONS AND BE RESPONSIBLE FOR THE SAME. REPORT ANY ERRORS OR OMISSIONS TO THE ARCHITECT IN WRITING PRIOR TO COMMENCING WITH THE WORK. PRINTS ARE NOT TO BE SCALED.
 - THIS DRAWING IS TO BE READ IN CONJUNCTION WITH ALL OTHER ARCHITECTURAL, MECHANICAL & ELECTRICAL DRAWINGS FOR A COMPLETE SCOPE OF WORK.
 - SELECTIVE DEMOLITION TO ACCOMMODATE INSTALLATION OF MECHANICAL AND ELECTRICAL ROUGH-INS AND EQUIPMENT.
 - COORDINATE WITH MECHANICAL FOR THE PROTECTION OF EXISTING SPRINKLER SYSTEM DURING THE DEMOLITION AND REMOVAL OF CEILINGS. REFER TO MECHANICAL DRAWINGS.

- DRAWING NOTES**
- EXISTING DOOR AND FRAME TO BE REMOVED.
 - EXISTING TOILET PARTITIONS TO BE REMOVED.
 - EXISTING TOILETS TO BE REMOVED. REFER TO MECHANICAL DRAWINGS.
 - EXISTING SINKS TO BE REMOVED AND WHERE APPLICABLE, VANITY MILLWORK AND SUPPORT FRAMING. REFER TO MECHANICAL DRAWINGS.
 - EXISTING URINALS TO BE REMOVED. REFER TO MECHANICAL DRAWINGS.
 - EXISTING WALL MOUNTED MIRRORS TO BE REMOVED.
 - EXISTING WASHROOM ACCESSORIES, INCLUDING TOILET PAPER DISPENSERS, SANITARY DISPOSALS, SOAP DISPENSERS, PAPER TOWEL DISPENSERS, SHOWER SEAT AND GRAB BARS TO BE REMOVED.
 - EXISTING HAND DRYERS TO BE REMOVED. REFER TO ELECTRICAL DRAWINGS.
 - EXISTING FLOORING AND WALL BASE TO BE REMOVED.
 - EXISTING WALL MOUNTED HEATER MOUNTED AT U/S OF CEILING TO REMAIN. REFER TO MECHANICAL DRAWINGS.
 - EXISTING MILLWORK, BENCH, CABINETS AND WALL SHELVING TO BE REMOVED. STEEL BENCH MOUNTING BRACKETS TO REMAIN.
 - RESERVED.
 - APPROXIMATE AREA OF EXISTING FLOOR SLAB TO BE CUT OUT AND REMOVED. REFER TO MECHANICAL DRAWINGS.
 - RESERVED.
 - RESERVED.
 - RESERVED.
 - RESERVED.
 - RESERVED.
 - PART OF EXISTING WALL TO BE CUT OUT AND REMOVED TO SUIT NEW DOOR OPENING AND LINTEL. COORDINATE WITH STRUCTURAL.
 - EXISTING BLOCK LOW WALL TO BE REMOVED.

- LEGEND**
- EXISTING WALLS.
 - AREA OF WORK NOT IN CONTRACT SCOPE.
 - AREA OF EXISTING FLOORING AND WALL BASE TO BE REMOVED.
 - EXISTING TO BE REMOVED.
 - EXISTING DOOR TO REMAIN.
 - EXISTING FLOOR DRAIN/ CLEANOUT.
 - APPROXIMATE AREA OF CONCRETE SLAB TO BE REMOVED & REPAIRED TO FACILITATE INSTALLATION OF NEW PLUMBING. REFER TO MECHANICAL DRAWINGS.
 - TYPICAL LIGHT FIXTURES. (REFER TO ELECTRICAL DRAWINGS).
 - TYPICAL MECHANICAL GRILLS & DIFFUSERS. (REFER TO MECHANICAL DRAWINGS).



Y2

Z5

Z4

APPROXIMATE AREA OF EXISTING CEILING TO BE REMOVED TO ACCOMMODATE DEMOLITION AND NEW CONSTRUCTION. STORE FOR RE-INSTALLATION. COORDINATE WITH ELECTRICAL AND MECHANICAL.

EXISTING T-BAR CEILING, LIGHTING AND CEILING MOUNTED EQUIPMENT TO BE REMOVED THROUGHOUT ROOM. COORDINATE WITH MECHANICAL AND ELECTRICAL.

EXISTING FLOOR DRAIN TO BE REMOVED. COORDINATE WITH MECHANICAL.

WHERE EXISTING BENCHES AND STEEL ANGLE SUPPORT BRACKETS ARE BEING REMOVED, CUT BACK BRACKETS FLUSH WITH CONCRETE BLOCK. FACE AND PATCH FLUSH AND MAKE READY FOR PAINT FINISH.

EXISTING T-BAR CEILING, LIGHTING AND CEILING MOUNTED EQUIPMENT TO BE REMOVED THROUGHOUT WASHROOM. COORDINATE WITH MECHANICAL AND ELECTRICAL.

APPROXIMATE AREA OF EXISTING CEILING TO BE REMOVED TO ACCOMMODATE DEMOLITION AND NEW CONSTRUCTION. STORE FOR RE-INSTALLATION. COORDINATE WITH ELECTRICAL AND MECHANICAL.

EXISTING BOY'S WASHROOM
EXISTING GIRL'S WASHROOM
REFER TO AD-115

EXISTING BOY'S WASHROOM
EXISTING GIRL'S WASHROOM
REFER TO AD-115

NOTE:
This drawing and all associated documentation are the confidential property of BJC architects + assoc. inc. and must be returned upon request. Any duplication, reuse, revision and/or distribution in part or whole without the prior written authorization of BJC architects + assoc. inc. is strictly prohibited. Each contractor will check and verify all dimensions and report all errors and omissions to the design professional whose seal is affixed to this drawing. Do not scale this drawing.
The information and material herein reflect the best judgement of BJC architects + assoc. inc., in light of the information available to them at the time of preparation of these documents. Any use which a third party makes of these documents, or any reliance on or decisions to be made based on them, is the sole responsibility of such third party. BJC architects + assoc. inc. accepts no responsibility for damages, if any, suffered by any third party as a result of decisions made or actions based on these documents. © BJC architects + assoc. inc. 2024

ISSUED FOR TENDER

02	ISSUED FOR TENDER	24.03.28
01	ISSUED FOR PERMIT	24.01.08
No.	REVISIONS	date
		scale 1:25

	drawn	MS
	last worked on by	24.03.28 MS
	checked	BRJ
	print date	2024.03.28



client
HAMILTON-WENTWORTH DISTRICT SCHOOL BOARD
20 EDUCATION COURT HAMILTON ONTARIO

project
WATERDOWN SECONDARY SCHOOL WASHROOM & CHANGEROOM RENOVATIONS
215 PARKSIDE DRIVE WATERDOWN ONTARIO

drawing title
GIRL'S WASHROOM/CHANGEROOM 1220 & 1221 DEMOLITION PLAN

reference	
project no.	23-075
client reference number	
sheet no.	

AD11502

GENERAL NOTES

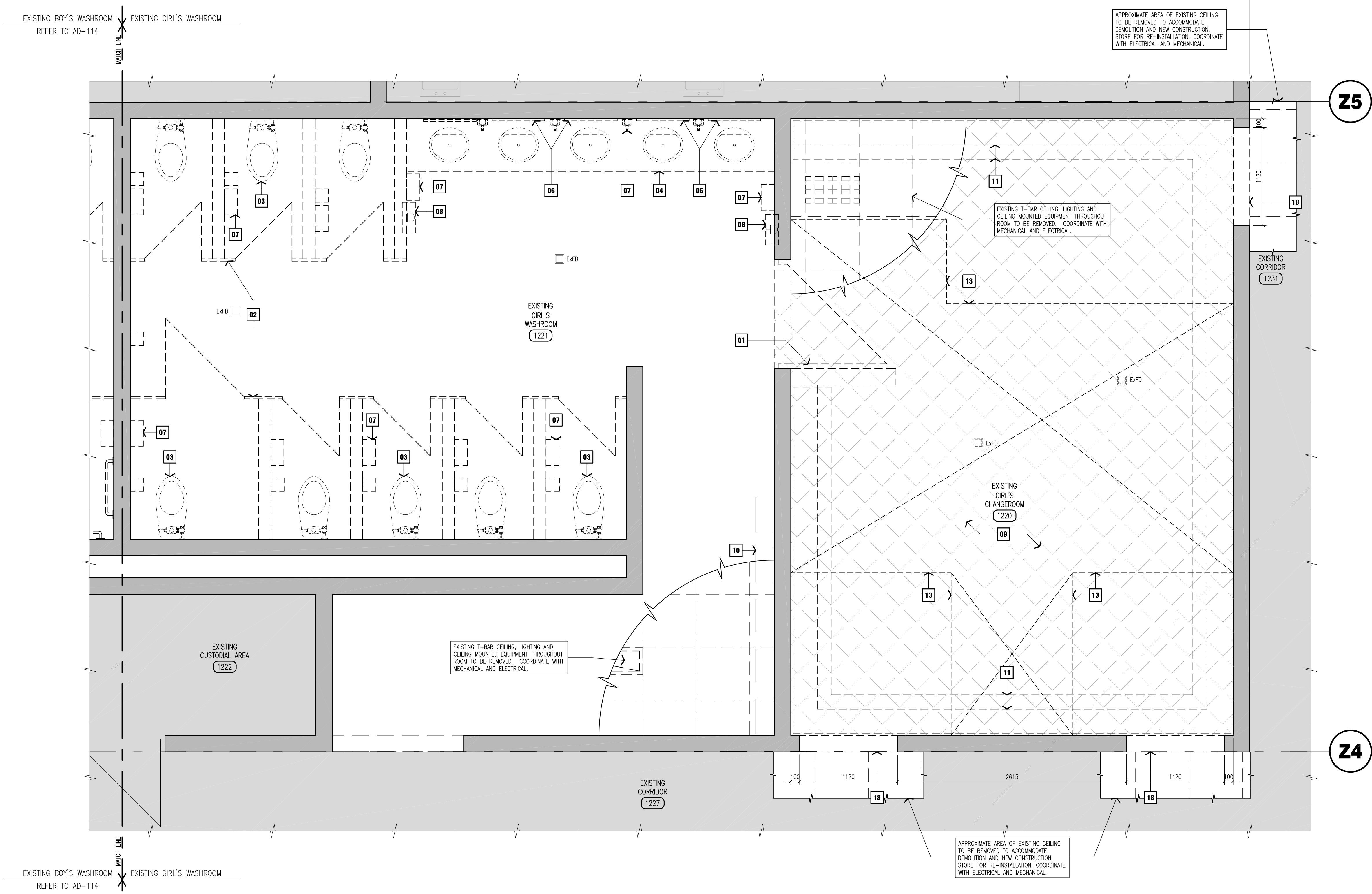
- CONTRACTOR MUST VERIFY ALL DIMENSIONS AND BE RESPONSIBLE FOR THE SAME. REPORT ANY ERRORS OR OMISSIONS TO THE ARCHITECT IN WRITING PRIOR TO COMMENCING WITH THE WORK. PRINTS ARE NOT TO BE SCALED.
- THIS DRAWING IS TO BE READ IN CONJUNCTION WITH ALL OTHER ARCHITECTURAL, MECHANICAL & ELECTRICAL DRAWINGS FOR A COMPLETE SCOPE OF WORK.
- SELECTIVE DEMOLITION TO ACCOMMODATE INSTALLATION OF MECHANICAL AND ELECTRICAL ROUGH-INS AND EQUIPMENT.
- COORDINATE WITH MECHANICAL FOR THE PROTECTION OF EXISTING SPRINKLER SYSTEM DURING THE DEMOLITION AND REMOVAL OF CEILINGS. REFER TO MECHANICAL DRAWINGS.

DRAWING NOTES

- 01 EXISTING DOOR AND FRAME TO BE REMOVED.
- 02 EXISTING TOILET PARTITIONS TO BE REMOVED.
- 03 EXISTING TOILETS TO BE REMOVED. REFER TO MECHANICAL DRAWINGS.
- 04 EXISTING SINKS TO BE REMOVED AND WHERE APPLICABLE, VANITY MILLWORK AND SUPPORT FRAMING. REFER TO MECHANICAL DRAWINGS.
- 05 RESERVED.
- 06 EXISTING WALL MOUNTED MIRRORS TO BE REMOVED.
- 07 EXISTING WASHROOM ACCESSORIES, INCLUDING TOILET PAPER DISPENSERS, SANITARY DISPOSALS, SOAP DISPENSERS, PAPER TOWEL DISPENSERS, SHOWER SEAT AND GRAB BARS TO BE REMOVED.
- 08 EXISTING HAND DRYERS TO BE REMOVED. REFER TO ELECTRICAL DRAWINGS.
- 09 EXISTING FLOORING AND WALL BASE TO BE REMOVED.
- 10 EXISTING WALL MOUNTED HEATER MOUNTED AT U/S OF CEILING TO REMAIN. REFER TO MECHANICAL DRAWINGS.
- 11 EXISTING MILLWORK BENCH, CABINETS AND WALL SHELVING TO BE REMOVED. STEEL BENCH MOUNTING BRACKETS TO REMAIN.
- 12 RESERVED.
- 13 APPROXIMATE AREA OF EXISTING FLOOR SLAB TO BE CUT OUT AND REMOVED. REFER TO MECHANICAL DRAWINGS.
- 14 RESERVED.
- 15 RESERVED.
- 16 RESERVED.
- 17 RESERVED.
- 18 PART OF EXISTING WALL TO BE CUT OUT AND REMOVED TO SUIT NEW DOOR OPENING AND LINTEL. COORDINATE WITH STRUCTURAL.
- 19 RESERVED.

LEGEND

- EXISTING WALLS.
- AREA OF WORK NOT IN CONTRACT SCOPE.
- AREA OF EXISTING FLOORING AND WALL BASE TO BE REMOVED.
- EXISTING TO BE REMOVED.
- EXISTING DOOR TO REMAIN.
- EXISTING FLOOR DRAIN/ CLEANOUT.
- APPROXIMATE AREA OF CONCRETE SLAB TO BE REMOVED & REPAIRED TO FACILITATE INSTALLATION OF NEW PLUMBING. REFER TO MECHANICAL DRAWINGS.
- TYPICAL LIGHT FIXTURES. (REFER TO ELECTRICAL DRAWINGS).
- TYPICAL MECHANICAL GRILLS & DIFFUSERS. (REFER TO MECHANICAL DRAWINGS).



Y3

Z5

Z4

APPROXIMATE AREA OF EXISTING CEILING TO BE REMOVED TO ACCOMMODATE DEMOLITION AND NEW CONSTRUCTION. STORE FOR RE-INSTALLATION. COORDINATE WITH ELECTRICAL AND MECHANICAL.

EXISTING T-BAR CEILING, LIGHTING AND CEILING MOUNTED EQUIPMENT THROUGHOUT ROOM TO BE REMOVED. COORDINATE WITH MECHANICAL AND ELECTRICAL.

EXISTING T-BAR CEILING, LIGHTING AND CEILING MOUNTED EQUIPMENT THROUGHOUT ROOM TO BE REMOVED. COORDINATE WITH MECHANICAL AND ELECTRICAL.

APPROXIMATE AREA OF EXISTING CEILING TO BE REMOVED TO ACCOMMODATE DEMOLITION AND NEW CONSTRUCTION. STORE FOR RE-INSTALLATION. COORDINATE WITH ELECTRICAL AND MECHANICAL.

EXISTING BOY'S WASHROOM REFER TO AD-114

EXISTING GIRL'S WASHROOM

MATCH LINE

MATCH LINE

EXISTING BOY'S WASHROOM REFER TO AD-114

EXISTING GIRL'S WASHROOM

EXISTING CUSTODIAL AREA 1222

EXISTING GIRL'S WASHROOM 1221

EXISTING GIRL'S CHANGEROOM 1220

EXISTING CORRIDOR 1227

EXISTING CORRIDOR 1231

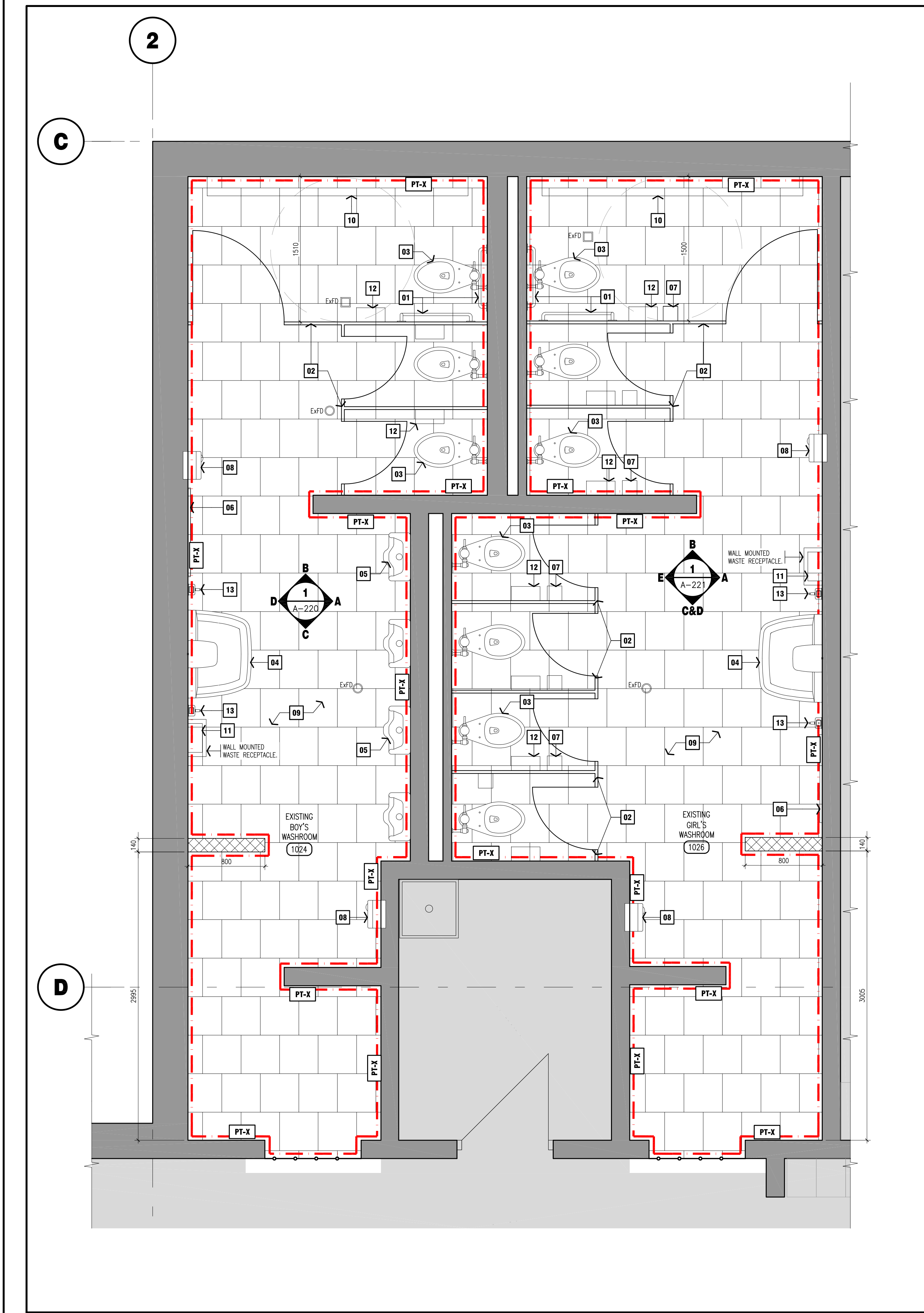
000

1120


2615

1120


000



1 BOY'S AND GIRL'S WASHROOMS RENOVATION
1024 & 1026
scale: 1 : 25



2 RESERVED
scale: XXXX



3 RESERVED
scale: XXXX

GENERAL NOTES

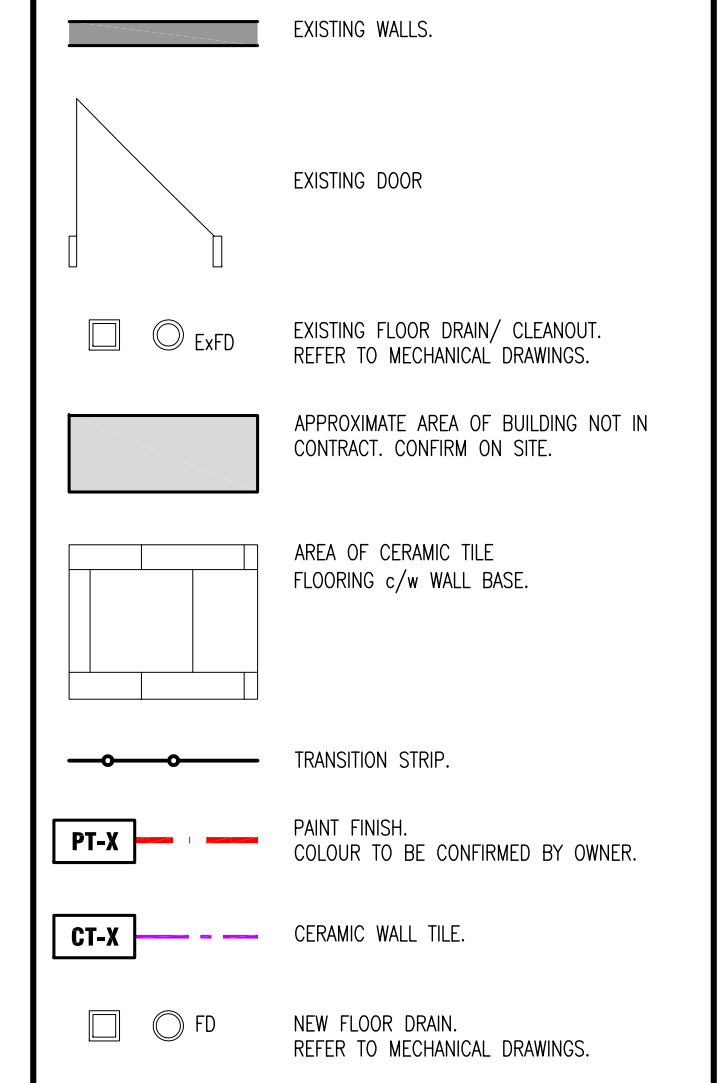
- CONTRACTOR MUST VERIFY ALL DIMENSIONS AND BE RESPONSIBLE FOR THE SAME. REPORT ANY ERRORS OR OMISSIONS TO THE ARCHITECT IN WRITING PRIOR TO COMMENCING WITH THE WORK. PRINTS ARE NOT TO BE SCALED.
- THIS DRAWING IS TO BE READ IN CONJUNCTION WITH ALL OTHER ARCHITECTURAL, CIVIL, LANDSCAPE, STRUCTURAL, MECHANICAL & ELECTRICAL DRAWINGS FOR A COMPLETE SCOPE OF WORK.
- VERIFY HEIGHT OF ALL WASHROOM ACCESSORIES, URINALS, SINKS & HAND DRYERS WITH SCHOOL BOARD PROJECT REPRESENTATIVE PRIOR TO INSTALLATION.
- PAINTED FINISHES SHALL EXTEND BEHIND ALL MILLWORK & WALL MOUNTED ACCESSORIES.
- HATCH PATTERNS ARE FOR GRAPHIC REPRESENTATION ONLY AND NOT REPRESENTATIVE OF TRUE SIZE OR COURSING OF TILE.
- EXISTING FLOOR SLAB IN AREAS OF NEW CERAMIC TILE ARE TO BE DEPRESSED, CHIPPED/ GROUND DOWN AS REQUIRED TO ENSURE FLUSH TRANSITION BETWEEN NEW CERAMIC TILE AND ADJACENT FLOOR FINISHES.
- ENSURE ALL SURFACES ARE CLEAN AND FREE OF DEBRIS PRIOR TO PAINTING.
- INSTALL HEAVY DUTY PRE-FINISHED COVER PLATE OVER PREVIOUSLY REMOVED WASHROOM ACCESSORIES.

DRAWING NOTES

- 01** NEW WALL MOUNTED GRAB BARS. SUPPLIED AND INSTALLED BY GENERAL CONTRACTOR.
- 02** NEW TOILET PARTITIONS. SUPPLIED AND INSTALLED BY GENERAL CONTRACTOR.
- 03** NEW TOILETS. REFER TO MECHANICAL DRAWINGS.
- 04** NEW SINKS. REFER TO MECHANICAL DRAWINGS.
- 05** NEW WALL MOUNT URINALS. REFER TO MECHANICAL DRAWINGS.
- 06** NEW WALL MOUNTED MIRRORS. SUPPLIED AND INSTALLED BY GENERAL CONTRACTOR.
- 07** NEW SANITARY PRODUCT DISPOSALS. SUPPLIED AND INSTALLED BY GENERAL CONTRACTOR.
- 08** NEW HAND DRYERS. SUPPLIED AND INSTALLED BY GENERAL CONTRACTOR. REFER TO ELECTRICAL DRAWINGS.
- 09** NEW CERAMIC TILE FLOOR FINISH AND WALL BASE.
- 10** EXISTING HEATER TO REMAIN c/w NEW PAINT FINISH. REFER TO MECHANICAL DRAWINGS.
- 11** NEW PAPER TOWEL DISPENSERS. SUPPLIED BY OWNER AND INSTALLED BY GENERAL CONTRACTOR.
- 12** NEW TOILET PAPER DISPENSERS. SUPPLIED BY OWNER AND INSTALLED BY GENERAL CONTRACTOR.
- 13** NEW SOAP DISPENSERS. SUPPLIED BY OWNER AND INSTALLED BY GENERAL CONTRACTOR.
- 14** EXISTING FLOORING TO REMAIN.
- 15** EXISTING DOOR AND FRAME TO BE PAINTED. REMOVE AND REINSTALL HARDWARE AND SIGNAGE.
- 16** RESERVED.
- 17** RESERVED.
- 18** NEW WALL MOUNTED SINK. REFER TO MECHANICAL DRAWINGS.
- 19** NEW HEAVY DUTY COAT HOOKS. SUPPLIED AND INSTALLED BY GENERAL CONTRACTOR.
- 20** NEW TILTED WALL MOUNTED MIRROR SUPPLIED & INSTALLED BY GENERAL CONTRACTOR.
- 21** RESERVED.
- 22** RESERVED.
- 23** RESERVED.
- 24** RESERVED.

CONCRETE SLAB CHIPPED/GROUND DOWN AND DEPRESSED IN AREAS WHERE CERAMIC TILE IS INSTALLED TO ENSURE FLUSH/ LEVEL TRANSITION BETWEEN CERAMIC TILE AND ADJACENT FLOORING FINISH.

LEGEND



HWDSB

NOTE:
This drawing and all associated documentation are the confidential property of BJC architects + assoc. inc. and must be returned upon request. Any duplication, reuse, revision and/or distribution in part or whole without the prior written authorization of BJC architects + assoc. inc. is strictly prohibited. Each contractor will check and verify all dimensions and report all errors and omissions to the design professional whose seal is affixed to this drawing. Do not scale this drawing.
The information and material herein reflect the best judgement of BJC architects + assoc. inc., in light of the information available to them at the time of preparation of these documents. Any use which a third party makes of these documents, or any reliance on or decisions to be made based on them, is the sole responsibility of such third party. BJC architects + assoc. inc. accepts no responsibility for damages, if any, suffered by any third party as a result of decisions made or actions based on these documents.
© BJC architects + assoc. inc. 2024

ISSUED FOR TENDER

02	ISSUED FOR TENDER	24.03.28
01	ISSUED FOR PERMIT	24.01.08
No.	REVISIONS	date
		TRUE NORTH
		scale: 1:25

drawn: MS
last worked on by: 24.03.28 SCY
checked: BRJ
print date: 2024.03.28

BJC
architects + assoc. inc.

client
HAMILTON-WENTWORTH DISTRICT SCHOOL BOARD
20 EDUCATION COURT HAMILTON ONTARIO

project
WATERDOWN SECONDARY SCHOOL WASHROOM & CHANGEROOM RENOVATIONS
215 PARKSIDE DRIVE WATERDOWN ONTARIO

drawing title
RENOVATION WASHROOM PLANS 1024, 1026

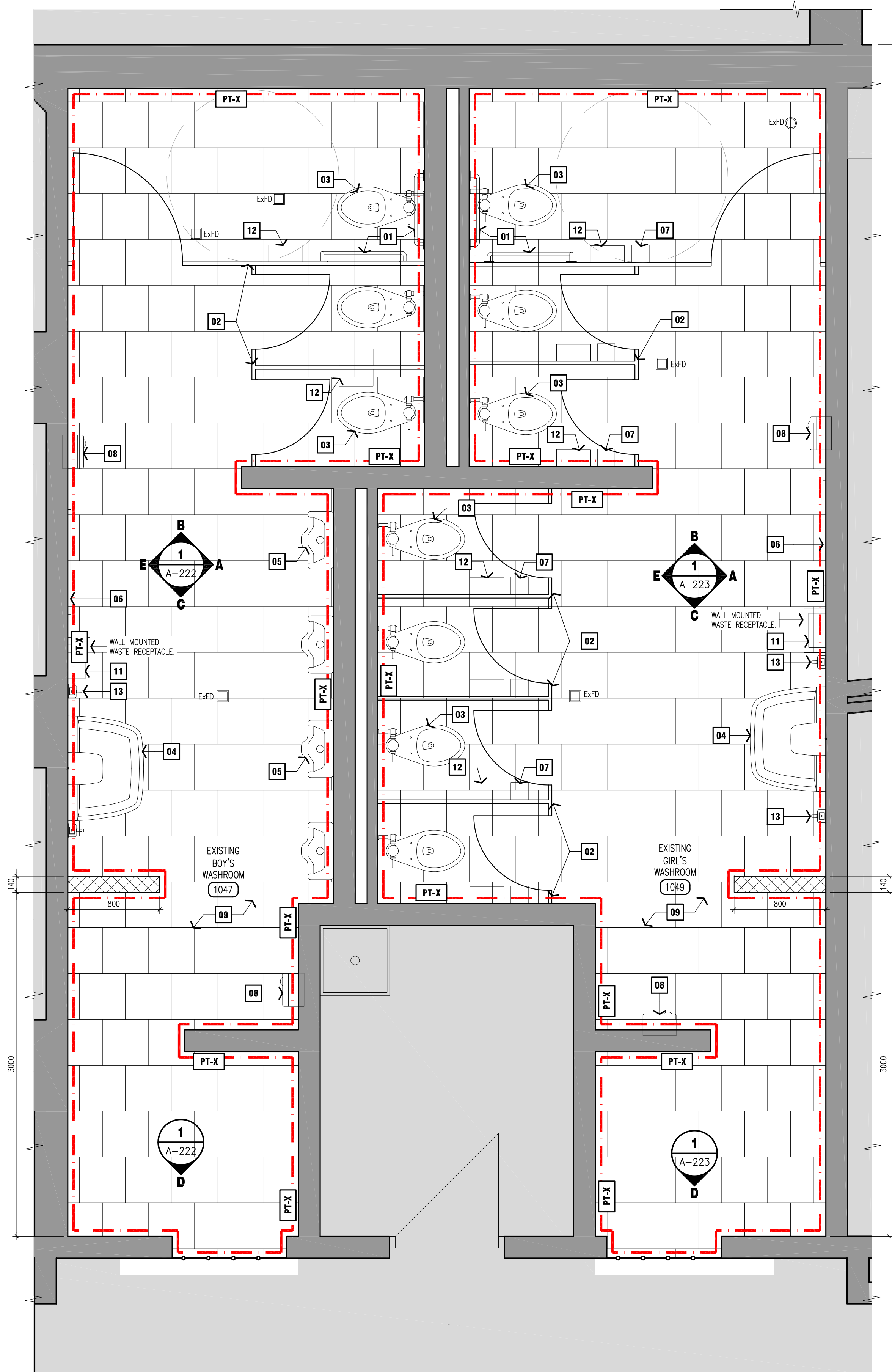
reference

project no. 23-075 client reference number

sheet no. **A-11002**

6

D



1 EXISTING BOY'S AND GIRL'S WASHROOMS
1047 & 1049
scale: 1 : 25

2 RESERVED
scale: XXXX

GENERAL NOTES

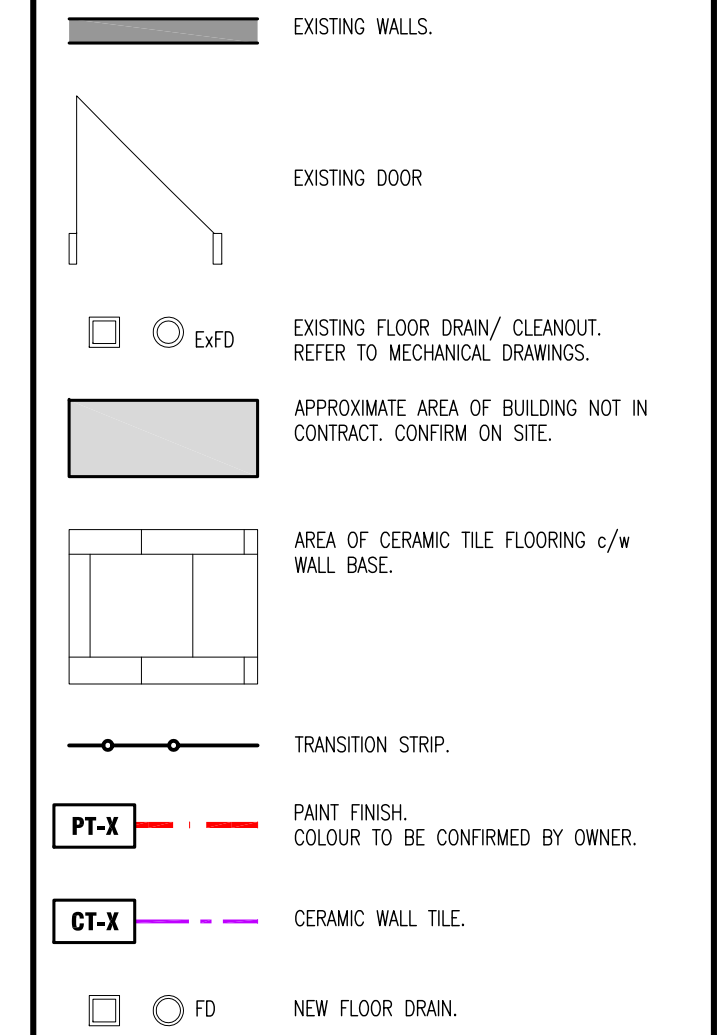
- CONTRACTOR MUST VERIFY ALL DIMENSIONS AND BE RESPONSIBLE FOR THE SAME. REPORT ANY ERRORS OR OMISSIONS TO THE ARCHITECT IN WRITING PRIOR TO COMMENCING WITH THE WORK. PRINTS ARE NOT TO BE SCALED.
- THIS DRAWING IS TO BE READ IN CONJUNCTION WITH ALL OTHER ARCHITECTURAL, CIVIL, LANDSCAPE, STRUCTURAL, MECHANICAL & ELECTRICAL DRAWINGS FOR A COMPLETE SCOPE OF WORK.
- VERIFY HEIGHT OF ALL WASHROOM ACCESSORIES, URINALS, SINKS & HAND DRYERS WITH SCHOOL BOARD PROJECT REPRESENTATIVE PRIOR TO INSTALLATION.
- PAINTED FINISHES SHALL EXTEND BEHIND ALL MILLWORK & WALL MOUNTED ACCESSORIES.
- HATCH PATTERNS ARE FOR GRAPHIC REPRESENTATION ONLY AND NOT REPRESENTATIVE OF TRUE SIZE OR COURSING OF TILE.
- EXISTING FLOOR SLAB IN AREAS OF NEW CERAMIC TILE ARE TO BE DEPRESSED, CHIPPED/ GROUND DOWN AS REQUIRED TO ENSURE FLUSH TRANSITION BETWEEN NEW CERAMIC TILE AND ADJACENT FLOOR FINISHES.
- ENSURE ALL SURFACES ARE CLEAN AND FREE OF DEBRIS PRIOR TO PAINTING.
- INSTALL HEAVY DUTY PRE-FINISHED COVER PLATE OVER PREVIOUSLY REMOVED WASHROOM ACCESSORIES.

DRAWING NOTES

- 01** NEW WALL MOUNTED GRAB BARS. SUPPLIED AND INSTALLED BY GENERAL CONTRACTOR.
- 02** NEW TOILET PARTITIONS. SUPPLIED AND INSTALLED BY GENERAL CONTRACTOR.
- 03** NEW TOILETS. REFER TO MECHANICAL DRAWINGS.
- 04** NEW SINKS. REFER TO MECHANICAL DRAWINGS.
- 05** NEW WALL MOUNT URINALS. REFER TO MECHANICAL DRAWINGS.
- 06** NEW WALL MOUNTED MIRRORS. SUPPLIED AND INSTALLED BY GENERAL CONTRACTOR.
- 07** NEW SANITARY PRODUCT DISPOSALS. SUPPLIED AND INSTALLED BY GENERAL CONTRACTOR.
- 08** NEW HAND DRYERS. SUPPLIED AND INSTALLED BY GENERAL CONTRACTOR. REFER TO ELECTRICAL DRAWINGS.
- 09** NEW CERAMIC TILE FLOOR FINISH AND WALL BASE.
- 10** RESERVED.
- 11** NEW PAPER TOWEL DISPENSERS. SUPPLIED BY OWNER AND INSTALLED BY GENERAL CONTRACTOR.
- 12** NEW TOILET PAPER DISPENSERS. SUPPLIED BY OWNER AND INSTALLED BY GENERAL CONTRACTOR.
- 13** NEW SOAP DISPENSERS. SUPPLIED BY OWNER AND INSTALLED BY GENERAL CONTRACTOR.
- 14** RESERVED.
- 15** EXISTING DOOR AND FRAME TO BE PAINTED. REMOVE AND REINSTALL HARDWARE AND SIGNAGE.
- 16** RESERVED.
- 17** RESERVED.
- 18** NEW WALL MOUNTED SINK. REFER TO MECHANICAL DRAWINGS.
- 19** NEW HEAVY DUTY COAT HOOKS. SUPPLIED AND INSTALLED BY GENERAL CONTRACTOR.
- 20** RESERVED.
- 21** NEW HEAVY DUTY WALL MOUNTED SHELF SUPPLIED & INSTALLED BY GENERAL CONTRACTOR.
- 22** RESERVED.
- 23** RESERVED.
- 24** RESERVED.

CONCRETE SLAB CHIPPED/GROUND DOWN AND DEPRESSED IN AREAS WHERE CERAMIC TILE IS INSTALLED TO ENSURE FLUSH/LEVEL TRANSITION BETWEEN CERAMIC TILE AND ADJACENT FLOORING FINISH.

LEGEND

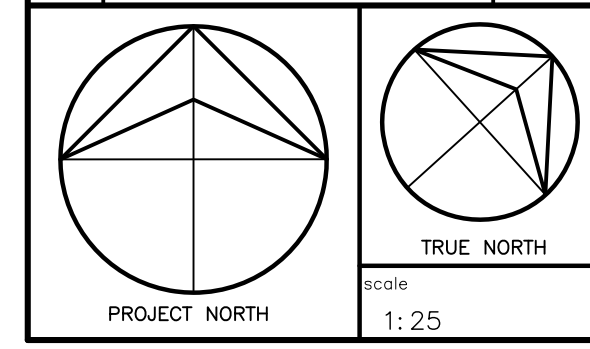


HWDSB

NOTE:
This drawing and all associated documentation are the confidential property of BJC architects + assoc. inc. and must be returned upon request. Any duplication, reuse, revision and/or distribution in part or whole without the prior written authorization of BJC architects + assoc. inc. is strictly prohibited. Each contractor will check and verify all dimensions and report all errors and omissions to the design professional whose seal is affixed to this drawing. Do not scale this drawing.
The information and material herein reflect the best judgement of BJC architects + assoc. inc., in light of the information available to them at the time of preparation of these documents. Any use which a third party makes of these documents, or any reliance on or decisions to be made based on them, is the sole responsibility of such third party. BJC architects + assoc. inc. accepts no responsibility for damages, if any, suffered by any third party as a result of decisions made or actions based on these documents. © BJC architects + assoc. inc. 2024

ISSUED FOR TENDER

02	ISSUED FOR TENDER	24.03.28
01	ISSUED FOR PERMIT	24.01.08



ONTARIO ASSOCIATION OF ARCHITECTS
BRJ
2024.03.28

drawn	MS
last worked on by	24.03.28 DNB
checked	BRJ
print date	2024.03.28

BJC
architects + assoc. inc.

client
HAMILTON-WENTWORTH DISTRICT SCHOOL BOARD
20 EDUCATION COURT HAMILTON ONTARIO

project
WATERDOWN SECONDARY SCHOOL WASHROOM & CHANGEROOM RENOVATIONS
215 PARKSIDE DRIVE WATERDOWN ONTARIO

drawing title
WASHROOMS 1047 & 1049 RENOVATION PLAN

reference

project no.	client reference number
23-075	
sheet no.	

A-11102

GENERAL NOTES

- CONTRACTOR MUST VERIFY ALL DIMENSIONS AND BE RESPONSIBLE FOR THE SAME. REPORT ANY ERRORS OR OMISSIONS TO THE ARCHITECT IN WRITING PRIOR TO COMMENCING WITH THE WORK. PRINTS ARE NOT TO BE SCALED.
- THIS DRAWING IS TO BE READ IN CONJUNCTION WITH ALL OTHER ARCHITECTURAL, CIVIL, LANDSCAPE, STRUCTURAL, MECHANICAL & ELECTRICAL DRAWINGS FOR A COMPLETE SCOPE OF WORK.
- VERIFY HEIGHT OF ALL WASHROOM ACCESSORIES, URINALS, SINKS & HAND DRYERS WITH SCHOOL BOARD PROJECT REPRESENTATIVE PRIOR TO INSTALLATION.
- PAINTED FINISHES SHALL EXTEND BEHIND ALL MILLWORK & WALL MOUNTED ACCESSORIES.
- HATCH PATTERNS ARE FOR GRAPHIC REPRESENTATION ONLY AND NOT REPRESENTATIVE OF TRUE SIZE OR COURSING OF TILE.
- EXISTING FLOOR SLAB IN AREAS OF NEW CERAMIC TILE ARE TO BE DEPRESSED, CHIPPED/ GROUND DOWN AS REQUIRED TO ENSURE FLUSH TRANSITION BETWEEN NEW CERAMIC TILE AND ADJACENT FLOOR FINISHES.
- ENSURE ALL SURFACES ARE CLEAN AND FREE OF DEBRIS PRIOR TO PAINTING.
- INSTALL HEAVY DUTY PRE-FINISHED COVER PLATE OVER PREVIOUSLY REMOVED WASHROOM ACCESSORIES.



NOTE:
This drawing and all associated documentation are the confidential property of BJC architects + assoc. inc. and must be returned upon request. Any duplication, reuse, revision and/or distribution in part or whole without the prior written authorization of BJC architects + assoc. inc. is strictly prohibited. Each contractor will check and verify all dimensions and report all errors and omissions to the design professional whose seal is affixed to this drawing. Do not scale this drawing.
The information and material herein reflect the best judgement of BJC architects + assoc. inc. in light of the information available to them at the time of preparation of these documents. Any use which a third party makes of these documents, or any reliance on or decisions to be made based on them, is the sole responsibility of such third party. BJC architects + assoc. inc. accepts no responsibility for damages, if any, suffered by any third party as a result of decisions made or actions based on these documents. © BJC architects + assoc. inc. 2024

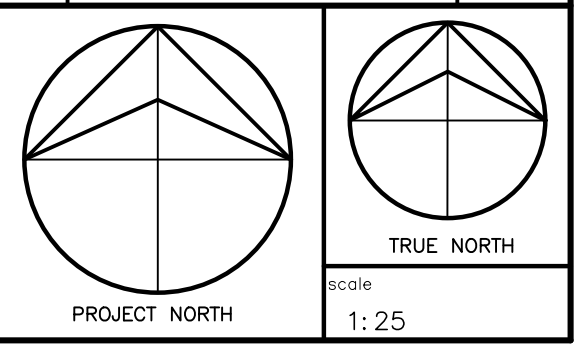
DRAWING NOTES

- NEW WALL MOUNTED GRAB BARS. SUPPLIED AND INSTALLED BY GENERAL CONTRACTOR.
- NEW TOILET PARTITIONS. SUPPLIED AND INSTALLED BY GENERAL CONTRACTOR.
- NEW TOILETS. REFER TO MECHANICAL DRAWINGS.
- NEW SINKS. REFER TO MECHANICAL DRAWINGS.
- NEW WALL MOUNT URINALS. REFER TO MECHANICAL DRAWINGS.
- NEW WALL MOUNTED MIRRORS. SUPPLIED AND INSTALLED BY GENERAL CONTRACTOR.
- NEW HEAVY DUTY OVERHEAD ROLLER SHUTTERS & TRACKS c/w O.H. SHROUDS.
- NEW HAND DRYERS. SUPPLIED AND INSTALLED BY GENERAL CONTRACTOR. REFER TO ELECTRICAL DRAWINGS.
- NEW CERAMIC TILE FLOOR FINISH AND WALL BASE.
- EXISTING HEATER TO REMAIN c/w NEW PAINT FINISH. REFER TO MECHANICAL DRAWINGS.
- NEW PAPER TOWEL DISPENSERS. SUPPLIED BY OWNER AND INSTALLED BY GENERAL CONTRACTOR.
- NEW TOILET PAPER DISPENSERS. SUPPLIED BY OWNER AND INSTALLED BY GENERAL CONTRACTOR.
- NEW SOAP DISPENSERS. SUPPLIED BY OWNER AND INSTALLED BY GENERAL CONTRACTOR.
- EXISTING FLOORING TO REMAIN.
- EXISTING DOOR AND FRAME TO BE PAINTED. REMOVE AND REINSTALL HARDWARE AND SIGNAGE.
- RESERVED.
- NEW WOOD BENCH BOARDS SECURED TO EXISTING WALL MOUNTED BRACKETS.
- RESERVED.
- NEW HEAVY DUTY COAT HOOKS ON NEW 38x300 SOLID WOOD BACKER BOARD SECURED TO WALL ABOVE BENCH. SUPPLIED AND INSTALLED BY GENERAL CONTRACTOR. VERIFY MOUNTING HEIGHT ON SITE WITH BOARD PROJECT MANAGER.
- RESERVED.
- NEW HEAVY DUTY WALL MOUNTED SHELF SUPPLIED & INSTALLED BY GENERAL CONTRACTOR.
- RESERVED.
- RESERVED.
- RESERVED.
- RESERVED.

CONCRETE SLAB CHIPPED/GROUND DOWN AND DEPRESSED IN AREAS WHERE CERAMIC TILE IS INSTALLED TO ENSURE FLUSH/ LEVEL TRANSITION BETWEEN CERAMIC TILE AND ADJACENT FLOOR FINISH.

ISSUED FOR TENDER

No.	REVISIONS	date
02	ISSUED FOR TENDER	24.03.28
01	ISSUED FOR PERMIT	24.01.08



drawn by MS
last worked on by 24.03.28
checked by BRJ
print date 2024-03-28

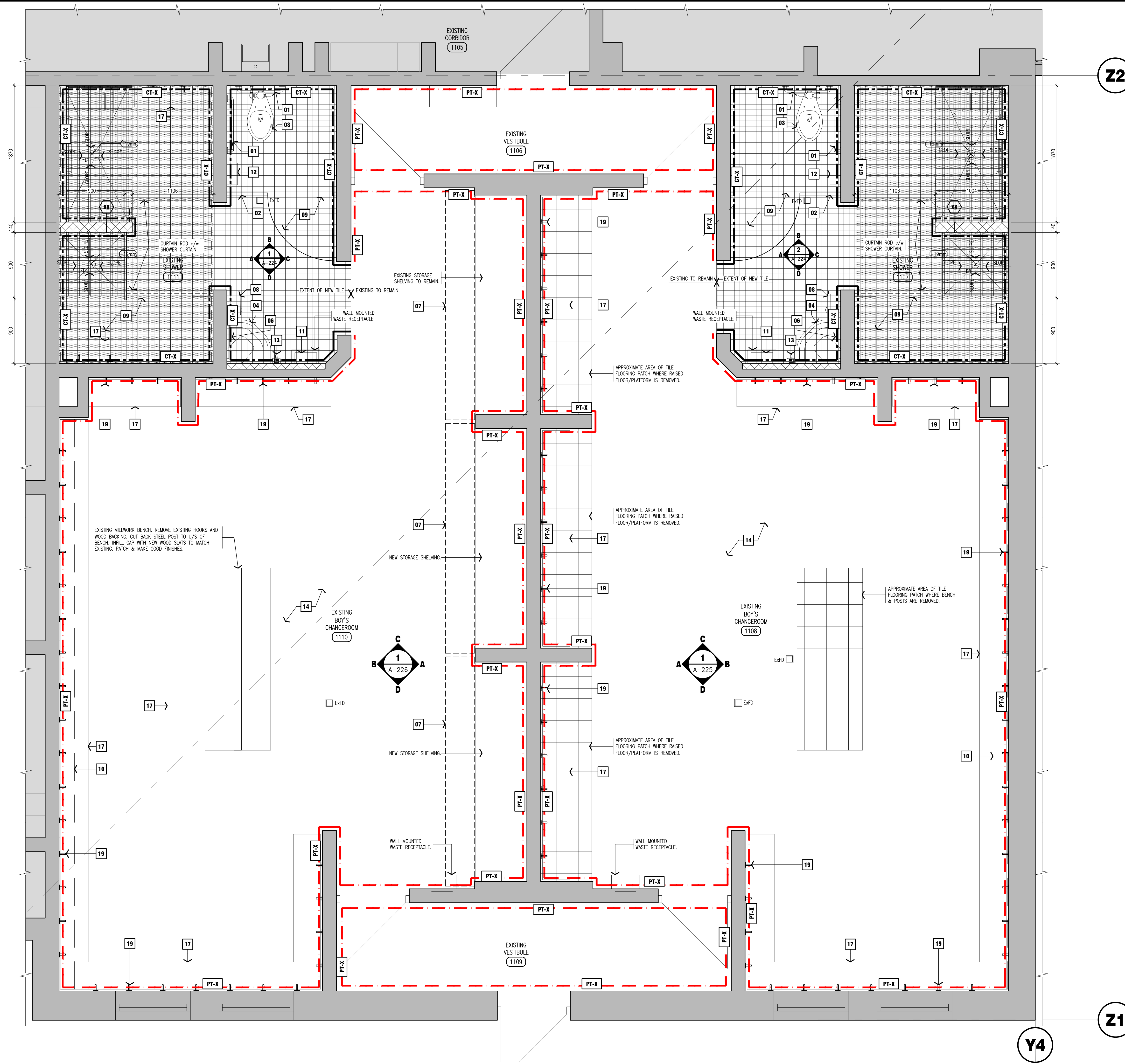


client
HAMILTON-WENTWORTH DISTRICT SCHOOL BOARD
20 EDUCATION COURT
HAMILTON ONTARIO

project
WATERDOWN SECONDARY SCHOOL WASHROOM & CHANGEROOM RENOVATIONS
215 PARKSIDE DRIVE
WATERDOWN ONTARIO

drawing title
CHANGEROOMS 1108 & 1110 RENOVATION PLAN

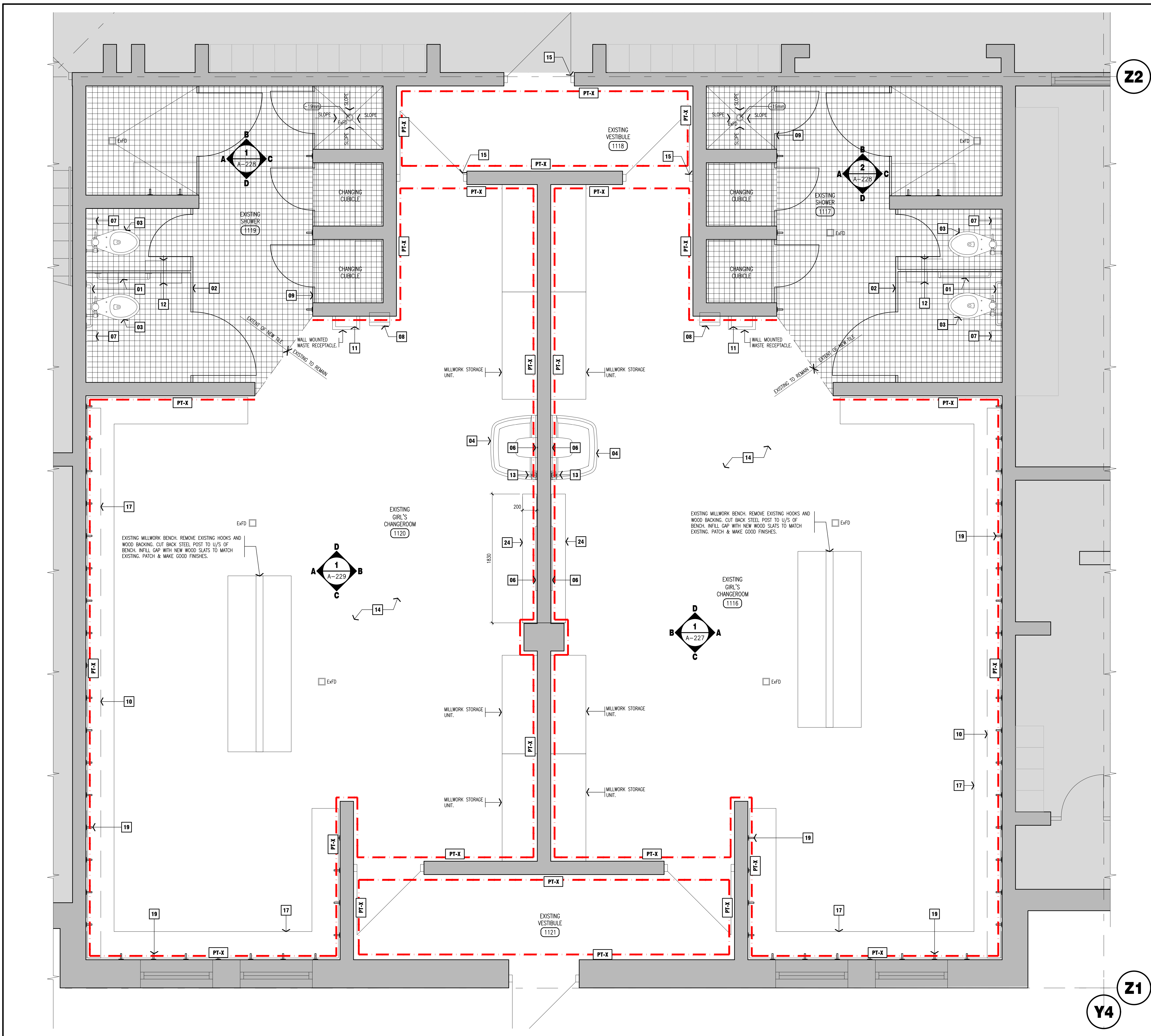
reference	project no. 23-075	client reference number
sheet no.	A - 112 02	



22

21

Y4



GENERAL NOTES

- CONTRACTOR MUST VERIFY ALL DIMENSIONS AND BE RESPONSIBLE FOR THE SAME. REPORT ANY ERRORS OR OMISSIONS TO THE ARCHITECT IN WRITING PRIOR TO COMMENCING WITH THE WORK. PRINTS ARE NOT TO BE SCALED.
- THIS DRAWING IS TO BE READ IN CONJUNCTION WITH ALL OTHER ARCHITECTURAL, CIVIL, LANDSCAPE, STRUCTURAL, MECHANICAL & ELECTRICAL DRAWINGS FOR A COMPLETE SCOPE OF WORK.
- VERIFY HEIGHT OF ALL WASHROOM ACCESSORIES, URINALS, SINKS & HAND DRYERS WITH SCHOOL BOARD PROJECT REPRESENTATIVE PRIOR TO INSTALLATION.
- PAINTED FINISHES SHALL EXTEND BEHIND ALL MILLWORK & WALL MOUNTED ACCESSORIES.
- HATCH PATTERNS ARE FOR GRAPHIC REPRESENTATION ONLY AND NOT REPRESENTATIVE OF TRUE SIZE OR COURSING OF TILE.
- EXISTING FLOOR SLAB IN AREAS OF NEW CERAMIC TILE ARE TO BE DEPRESSED, CHIPPED/GROUND DOWN AS REQUIRED TO ENSURE FLUSH TRANSITION BETWEEN NEW CERAMIC TILE AND ADJACENT FLOOR FINISHES.
- ENSURE ALL SURFACES ARE CLEAN AND FREE OF DEBRIS PRIOR TO PAINTING.
- INSTALL HEAVY DUTY PRE-FINISHED CHROME PLATE OVER PREVIOUSLY REMOVED WASHROOM ACCESSORIES.

DRAWING NOTES

- NEW WALL MOUNTED GRAB BARS. SUPPLIED AND INSTALLED BY GENERAL CONTRACTOR.
- NEW TOILET PARTITIONS. SUPPLIED AND INSTALLED BY GENERAL CONTRACTOR.
- NEW TOILETS. REFER TO MECHANICAL DRAWINGS.
- NEW SINKS. REFER TO MECHANICAL DRAWINGS.
- RESERVED.
- NEW WALL MOUNTED MIRRORS. SUPPLIED AND INSTALLED BY GENERAL CONTRACTOR.
- NEW SANITARY PRODUCT DISPOSALS. SUPPLIED AND INSTALLED BY GENERAL CONTRACTOR.
- NEW HAND DRYERS. SUPPLIED AND INSTALLED BY GENERAL CONTRACTOR. REFER TO ELECTRICAL DRAWINGS.
- NEW CERAMIC TILE FLOOR FINISH AND WALL BASE.
- EXISTING HEATER TO REMAIN c/w NEW PAINT FINISH. REFER TO MECHANICAL DRAWINGS.
- NEW PAPER TOWEL DISPENSERS. SUPPLIED BY OWNER AND INSTALLED BY GENERAL CONTRACTOR.
- NEW TOILET PAPER DISPENSERS. SUPPLIED BY OWNER AND INSTALLED BY GENERAL CONTRACTOR.
- NEW SOAP DISPENSERS. SUPPLIED BY OWNER AND INSTALLED BY GENERAL CONTRACTOR.
- EXISTING FLOORING TO REMAIN.
- EXISTING DOOR AND FRAME TO BE PAINTED. REMOVE AND REINSTALL HARDWARE AND SIGNAGE.
- RESERVED.
- EXISTING WOOD BENCH BOARD TO BE SANDED AND REFINISHED. REPLACE ANY BROKEN OR DAMAGED BOARDS WITH NEW.
- RESERVED.
- NEW HEAVY DUTY COAT HOOKS ON NEW 38x300 SOLID WOOD BACKER BOARD SECURED TO WALL ABOVE BENCH. SUPPLIED AND INSTALLED BY GENERAL CONTRACTOR. VERIFY MOUNTING HEIGHT ON SITE WITH BOARD PROJECT MANAGER.
- RESERVED.
- RESERVED.
- RESERVED.
- RESERVED.
- NEW HEAVY DUTY STAINLESS STEEL SHELVING SECURED TO EXISTING BLOCK WALL. CONFIRM MOUNTING HEIGHT ON SITE WITH BOARD PROJECT MANAGER.

CONCRETE SLAB CHIPPED/GROUND DOWN AND DEPRESSED IN AREAS WHERE CERAMIC TILE IS INSTALLED TO ENSURE FLUSH/LEVEL TRANSITION BETWEEN CERAMIC TILE AND ADJACENT FLOOR FINISH.

LEGEND

- EXISTING WALLS.
- EXISTING DOOR.
- EXISTING FLOOR DRAIN.
- APPROXIMATE AREA OF BUILDING NOT IN CONTRACT. CONFIRM ON SITE.
- AREA OF MOSAIC CERAMIC TILE FLOORING c/w WALL BASE.
- TRANSITION STRIP.
- PAINT FINISH. COLOUR TO BE CONFIRMED BY OWNER.
- CERAMIC WALL TILE.
- NEW FLOOR DRAIN. REFER TO MECHANICAL DRAWINGS.
- APPROXIMATE AREA OF SLAB/ FLOORING TO BE PATCHED TO AS REQUIRED TO FACILITATE NEW PLUMBING AND DRAINAGE. COORDINATE WITH MECHANICAL DRAWINGS.




NOTE: This drawing and all associated documentation are the confidential property of BJC architects + assoc. inc. and must be returned upon request. Any duplication, reuse, revision and/or distribution in part or whole without the prior written authorization of BJC architects + assoc. inc. is strictly prohibited. Each contractor will check and verify all dimensions and report all errors and omissions to the design professional whose seal is affixed to this drawing. Do not scale this drawing.

The information and material herein reflect the best judgement of BJC architects + assoc. inc. in light of the information available to them at the time of preparation of these documents. Any use which a third party makes of these documents, or any reliance on or decisions to be made based on them, is the sole responsibility of such third party. BJC architects + assoc. inc. accepts no responsibility for damages, if any, suffered by any third party as a result of decisions made or actions based on these documents. © BJC architects + assoc. inc. 2024

ISSUED FOR TENDER

No.	REVISIONS	date
02	ISSUED FOR TENDER	24.03.28
01	ISSUED FOR PERMIT	24.01.08

No.	REVISIONS	date



drawn MS
last worked on by 24.03.28 DNB
checked BRJ
print date 2024.03.28

BJC
architects + assoc. inc.

client
HAMILTON-WENTWORTH DISTRICT SCHOOL BOARD
20 EDUCATION COURT
HAMILTON ONTARIO

project
WATERDOWN SECONDARY SCHOOL WASHROOM & CHANGEROOM RENOVATIONS
215 PARKSIDE DRIVE
WATERDOWN ONTARIO

drawing title
CHANGEROOMS 1116 & 1120 DEMOLITION PLAN

reference

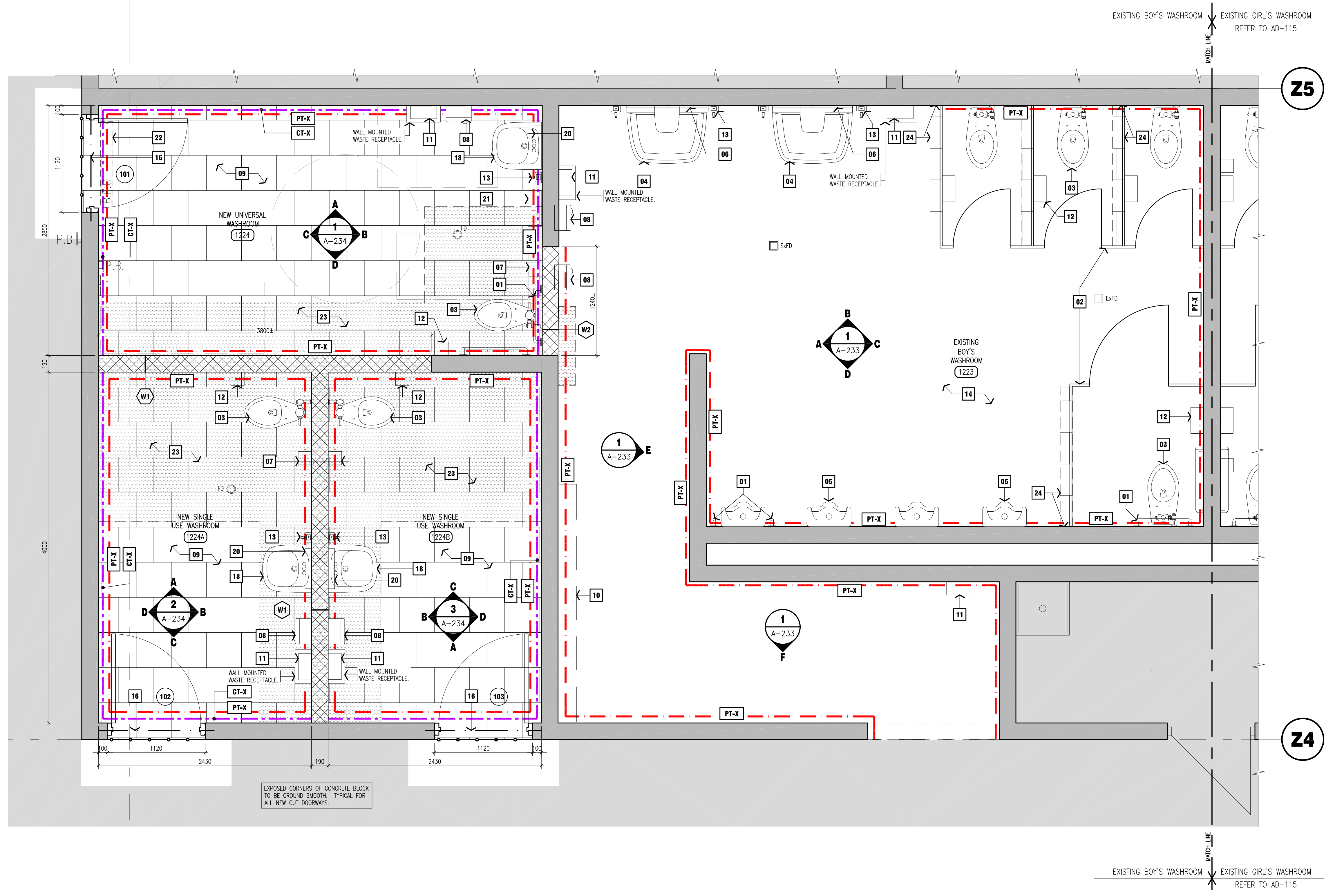
project no. 23-075	client reference number
--------------------	-------------------------

sheet no.
A - 113 02

Y2

25

24



- ### GENERAL NOTES
- CONTRACTOR MUST VERIFY ALL DIMENSIONS AND BE RESPONSIBLE FOR THE SAME. REPORT ANY ERRORS OR OMISSIONS TO THE ARCHITECT IN WRITING PRIOR TO COMMENCING WITH THE WORK. PRINTS ARE NOT TO BE SCALED.
 - THIS DRAWING IS TO BE READ IN CONJUNCTION WITH ALL OTHER ARCHITECTURAL, CIVIL, LANDSCAPE, STRUCTURAL, MECHANICAL & ELECTRICAL DRAWINGS FOR A COMPLETE SCOPE OF WORK.
 - VERIFY HEIGHT OF ALL WASHROOM ACCESSORIES, URINALS, SINKS & HAND DRYERS WITH SCHOOL BOARD PROJECT REPRESENTATIVE PRIOR TO INSTALLATION.
 - PAINTED FINISHES SHALL EXTEND BEHIND ALL MILLWORK & WALL MOUNTED ACCESSORIES.
 - HATCH PATTERNS ARE FOR GRAPHIC REPRESENTATION ONLY AND NOT REPRESENTATIVE OF TRUE SIZE OR COURSE OF TILE.
 - EXISTING FLOOR SLAB IN AREAS OF NEW CERAMIC TILE ARE TO BE DEPRESSED, CHIPPED/ GROUND DOWN AS REQUIRED TO ENSURE FLUSH TRANSITION BETWEEN NEW CERAMIC TILE AND ADJACENT FLOOR FINISHES.
 - ENSURE ALL SURFACES ARE CLEAN AND FREE OF DEBRIS PRIOR TO PAINTING.
 - INSTALL HEAVY DUTY PRE-FINISHED COVER PLATE OVER PREVIOUSLY REMOVED WASHROOM ACCESSORIES.

- ### DRAWING NOTES
- NEW WALL MOUNTED GRAB BARS. SUPPLIED AND INSTALLED BY GENERAL CONTRACTOR.
 - NEW TOILET PARTITIONS. SUPPLIED AND INSTALLED BY GENERAL CONTRACTOR.
 - NEW TOILETS. REFER TO MECHANICAL DRAWINGS.
 - NEW SINKS. REFER TO MECHANICAL DRAWINGS.
 - NEW WALL MOUNT URINALS. REFER TO MECHANICAL DRAWINGS.
 - NEW WALL MOUNTED MIRRORS. SUPPLIED AND INSTALLED BY GENERAL CONTRACTOR.
 - NEW SANITARY PRODUCT DISPOSALS. SUPPLIED AND INSTALLED BY GENERAL CONTRACTOR.
 - NEW HAND DRYERS. SUPPLIED AND INSTALLED BY GENERAL CONTRACTOR. REFER TO ELECTRICAL DRAWINGS.
 - NEW CERAMIC TILE FLOOR FINISH AND WALL BASE.
 - EXISTING HEATER TO REMAIN c/w NEW PAINT FINISH. REFER TO MECHANICAL DRAWINGS.
 - NEW PAPER TOWEL DISPENSERS. SUPPLIED BY OWNER AND INSTALLED BY GENERAL CONTRACTOR.
 - NEW TOILET PAPER DISPENSERS. SUPPLIED BY OWNER AND INSTALLED BY GENERAL CONTRACTOR.
 - NEW SOAP DISPENSERS. SUPPLIED BY OWNER AND INSTALLED BY GENERAL CONTRACTOR.
 - EXISTING FLOORING TO REMAIN.
 - RESERVED.
 - NEW LINTEL TO SUIT NEW DOOR OPENING IN EXISTING WALL. COORDINATE WITH STRUCTURAL.
 - RESERVED.
 - NEW WALL MOUNTED SINK. REFER TO MECHANICAL DRAWINGS.
 - NEW HEAVY DUTY COAT HOOKS. SUPPLIED AND INSTALLED BY GENERAL CONTRACTOR.
 - NEW TILTED WALL MOUNTED MIRROR SUPPLIED & INSTALLED BY GENERAL CONTRACTOR.
 - NEW HEAVY DUTY WALL MOUNTED SHELF SUPPLIED & INSTALLED BY GENERAL CONTRACTOR.
 - NEW BARRIER-FREE DOOR OPERATOR. REFER TO ELECTRICAL DRAWINGS.
 - APPROXIMATE AREA OF NEW FLOOR SLAB. REFER TO MECHANICAL DRAWINGS.
 - APPROXIMATE AREA OF WALL AND FLOOR, WHERE BLOCK WALL IS REMOVED, TO BE PATCHED TO MATCH EXISTING ADJACENT.
- CONCRETE SLAB CHIPPED/GROUND DOWN AND DEPRESSED IN AREAS WHERE CERAMIC TILE IS INSTALLED TO ENSURE FLUSH/ LEVEL TRANSITION BETWEEN CERAMIC TILE AND ADJACENT FLOORING FINISH.

- ### LEGEND
- EXISTING WALLS.
 - EXISTING DOOR
 - EXISTING FLOOR DRAIN/ CLEANOUT. REFER TO MECHANICAL DRAWINGS.
 - APPROXIMATE AREA OF BUILDING NOT IN CONTRACT. CONFIRM ON SITE.
 - AREA OF CERAMIC TILE FLOORING c/w WALL BASE.
 - TRANSITION STRIP.
 - PT-X PAINT FINISH. COLOUR TO BE CONFIRMED BY OWNER.
 - CT-X CERAMIC WALL TILE TO 1200mm HIGH A.F.F.
 - NEW FLOOR DRAIN. REFER TO MECHANICAL DRAWINGS.
 - APPROXIMATE AREA OF SLAB/ FLOORING TO BE PATCHED TO AS REQUIRED TO FACILITATE NEW PLUMBING AND DRAINAGE. COORDINATE WITH MECHANICAL DRAWINGS.

HWDSB

NOTE:
This drawing and all associated documentation are the confidential property of BJC architects + assoc. inc. and must be returned upon request. Any duplication, reuse, revision and/or distribution in part or whole without the prior written authorization of BJC architects + assoc. inc. is strictly prohibited. Each contractor will check and verify all dimensions and report all errors and omissions to the design professional whose seal is affixed to this drawing. Do not scale this drawing.
The information and material herein reflect the best judgement of BJC architects + assoc. inc., in light of the information available to them at the time of preparation of these documents. Any use which a third party makes of these documents, or any reliance on or decisions to be made based on them, is the sole responsibility of such third party. BJC architects + assoc. inc. accepts no responsibility for damages, if any, suffered by any third party as a result of decisions made or actions based on these documents. © BJC architects + assoc. inc. 2024

ISSUED FOR TENDER

02	ISSUED FOR TENDER	24.03.28
01	ISSUED FOR PERMIT	24.01.08
No.	REVISIONS	date

PROJECT NORTH

TRUE NORTH

scale: 1:25

ONTARIO ASSOCIATION OF ARCHITECTS
BARRY JOHNSON
LICENCE 8584

drawn	MS
last worked on by	24.03.28 DNB
checked	BRJ
print date	2024.03.28

BJC
architects + assoc. inc.

client
HAMILTON-WENTWORTH DISTRICT SCHOOL BOARD
20 EDUCATION COURT
HAMILTON ONTARIO

project
WATERDOWN SECONDARY SCHOOL WASHROOM & CHANGEROOM RENOVATIONS
215 PARKSIDE DRIVE
WATERDOWN ONTARIO

drawing title
BOY'S WASHROOM/ CHANGEROOM 1223 & 1224 RENOVATION PLAN

project no.	client reference number
23-075	
sheet no.	

A - 114 02

GENERAL NOTES

- CONTRACTOR MUST VERIFY ALL DIMENSIONS AND BE RESPONSIBLE FOR THE SAME. REPORT ANY ERRORS OR OMISSIONS TO THE ARCHITECT IN WRITING PRIOR TO COMMENCING WITH THE WORK. PRINTS ARE NOT TO BE SCALED.
- THIS DRAWING IS TO BE READ IN CONJUNCTION WITH ALL OTHER ARCHITECTURAL, CIVIL, LANDSCAPE, STRUCTURAL, MECHANICAL & ELECTRICAL DRAWINGS FOR A COMPLETE SCOPE OF WORK.
- VERIFY HEIGHT OF ALL WASHROOM ACCESSORIES, URINALS, SINKS & HAND DRYERS WITH SCHOOL BOARD PROJECT REPRESENTATIVE PRIOR TO INSTALLATION.
- PAINTED FINISHES SHALL EXTEND BEHIND ALL MILLWORK & WALL MOUNTED ACCESSORIES.
- HATCH PATTERNS ARE FOR GRAPHIC REPRESENTATION ONLY AND NOT REPRESENTATIVE OF TRUE SIZE OR COURSING OF TILE.
- EXISTING FLOOR SLAB IN AREAS OF NEW CERAMIC TILE ARE TO BE DEPRESSED, CHIPPED/ GROUND DOWN AS REQUIRED TO ENSURE FLUSH TRANSITION BETWEEN NEW CERAMIC TILE AND ADJACENT FLOOR FINISHES.
- ENSURE ALL SURFACES ARE CLEAN AND FREE OF DEBRIS PRIOR TO PAINTING.
- INSTALL HEAVY DUTY PRE-FINISHED COVER PLATE OVER PREVIOUSLY REMOVED WASHROOM ACCESSORIES.
- GENERAL CONTRACTOR TO SUPPLY AND INSTALL NEW HEAVY DUTY STEEL COVER PLATE OVER PREVIOUSLY REMOVED WASHROOM ACCESSORIES.

DRAWING NOTES

- NEW WALL MOUNTED GRAB BARS, SUPPLIED AND INSTALLED BY GENERAL CONTRACTOR.
- NEW TOILET PARTITIONS, SUPPLIED AND INSTALLED BY GENERAL CONTRACTOR.
- NEW TOILETS, REFER TO MECHANICAL DRAWINGS.
- NEW BRADLEY SINKS, REFER TO MECHANICAL DRAWINGS.
- NEW WALL MOUNT URINALS, REFER TO MECHANICAL DRAWINGS.
- NEW WALL MOUNTED MIRRORS, SUPPLIED AND INSTALLED BY GENERAL CONTRACTOR.
- NEW SANITARY PRODUCT DISPOSALS, SUPPLIED AND INSTALLED BY GENERAL CONTRACTOR.
- NEW HAND DRYERS, SUPPLIED AND INSTALLED BY GENERAL CONTRACTOR. REFER TO ELECTRICAL DRAWINGS.
- NEW CERAMIC TILE FLOOR FINISH AND WALL BASE.
- EXISTING HEATER TO REMAIN c/w NEW PAINT FINISH. REFER TO MECHANICAL DRAWINGS.
- NEW PAPER TOWEL DISPENSERS, SUPPLIED BY OWNER AND INSTALLED BY GENERAL CONTRACTOR.
- NEW TOILET PAPER DISPENSERS, SUPPLIED BY OWNER AND INSTALLED BY GENERAL CONTRACTOR.
- NEW SOAP DISPENSERS, SUPPLIED BY OWNER AND INSTALLED BY GENERAL CONTRACTOR.
- EXISTING FLOORING TO REMAIN.
- RESERVED.
- NEW LANTEL TO SUIT NEW DOOR OPENING IN EXISTING WALL. COORDINATE WITH STRUCTURAL.
- NEW MILLWORK BENCH.
- NEW WALL MOUNTED SINK. REFER TO MECHANICAL DRAWINGS.
- NEW HEAVY DUTY COAT HOOKS, SUPPLIED AND INSTALLED BY GENERAL CONTRACTOR.
- NEW TILED WALL MOUNTED MIRROR SUPPLIED & INSTALLED BY GENERAL CONTRACTOR.
- NEW HEAVY DUTY WALL MOUNTED SHELF SUPPLIED & INSTALLED BY GENERAL CONTRACTOR.
- RESERVED.
- APPROXIMATE AREA OF NEW FLOOR SLAB. REFER TO MECHANICAL DRAWINGS.
- APPROXIMATE AREA OF WALL AND FLOOR, WHERE BLOCK WALL IS REMOVED, TO BE PATCHED TO MATCH EXISTING ADJACENT.
- CONCRETE SLAB CHIPPED/GROUND DOWN AND DEPRESSED IN AREAS WHERE CERAMIC TILE IS INSTALLED TO ENSURE FLUSH/ LEVEL TRANSITION BETWEEN CERAMIC TILE AND ADJACENT FLOORING FINISH.

LEGEND

- EXISTING WALLS.
- EXISTING DOOR
- EXISTING FLOOR DRAIN/ CLEANOUT, REFER TO MECHANICAL DRAWINGS.
- APPROXIMATE AREA OF BUILDING NOT IN CONTRACT, CONFIRM ON SITE.
- AREA OF CERAMIC TILE FLOORING c/w WALL BASE.
- AREA OF MOSAIC CERAMIC TILE FLOORING c/w WALL BASE.
- TRANSITION STRIP.
- PAINT FINISH, COLOUR TO BE CONFIRMED BY OWNER.
- CERAMIC WALL TILE TO 1200mm HIGH A.F.F.
- NEW FLOOR DRAIN, REFER TO MECHANICAL DRAWINGS.
- APPROXIMATE AREA OF SLAB/ FLOORING TO BE PATCHED TO AS REQUIRED TO FACILITATE NEW PLUMBING AND DRAINAGE. COORDINATE WITH MECHANICAL DRAWINGS.

HWDSB

NOTE:
This drawing and all associated documentation are the confidential property of BJC architects + assoc. inc. and must be returned upon request. Any duplication, reuse, revision and/or distribution in part or whole without the prior written authorization of BJC architects + assoc. inc. is strictly prohibited. Each contractor will check and verify all dimensions and report all errors and omissions to the design professional whose seal is affixed to this drawing. Do not scale this drawing.
The information and material herein reflect the best judgement of BJC architects + assoc. inc., in light of the information available to them at the time of preparation of these documents. Any use which a third party makes of these documents, or any reliance on or decisions to be made based on them, is the sole responsibility of such third party. BJC architects + assoc. inc. accepts no responsibility for damages, if any, suffered by any third party as a result of decisions made or actions based on these documents.
© BJC architects + assoc. inc. 2024

ISSUED FOR TENDER

No.	REVISIONS	date
02	ISSUED FOR TENDER	24.03.28
01	ISSUED FOR PERMIT	24.01.08

No.	REVISIONS	date

drawn by MS
last worked on by 24.03.28
checked by BRJ
print date 2024.03.28

BJC

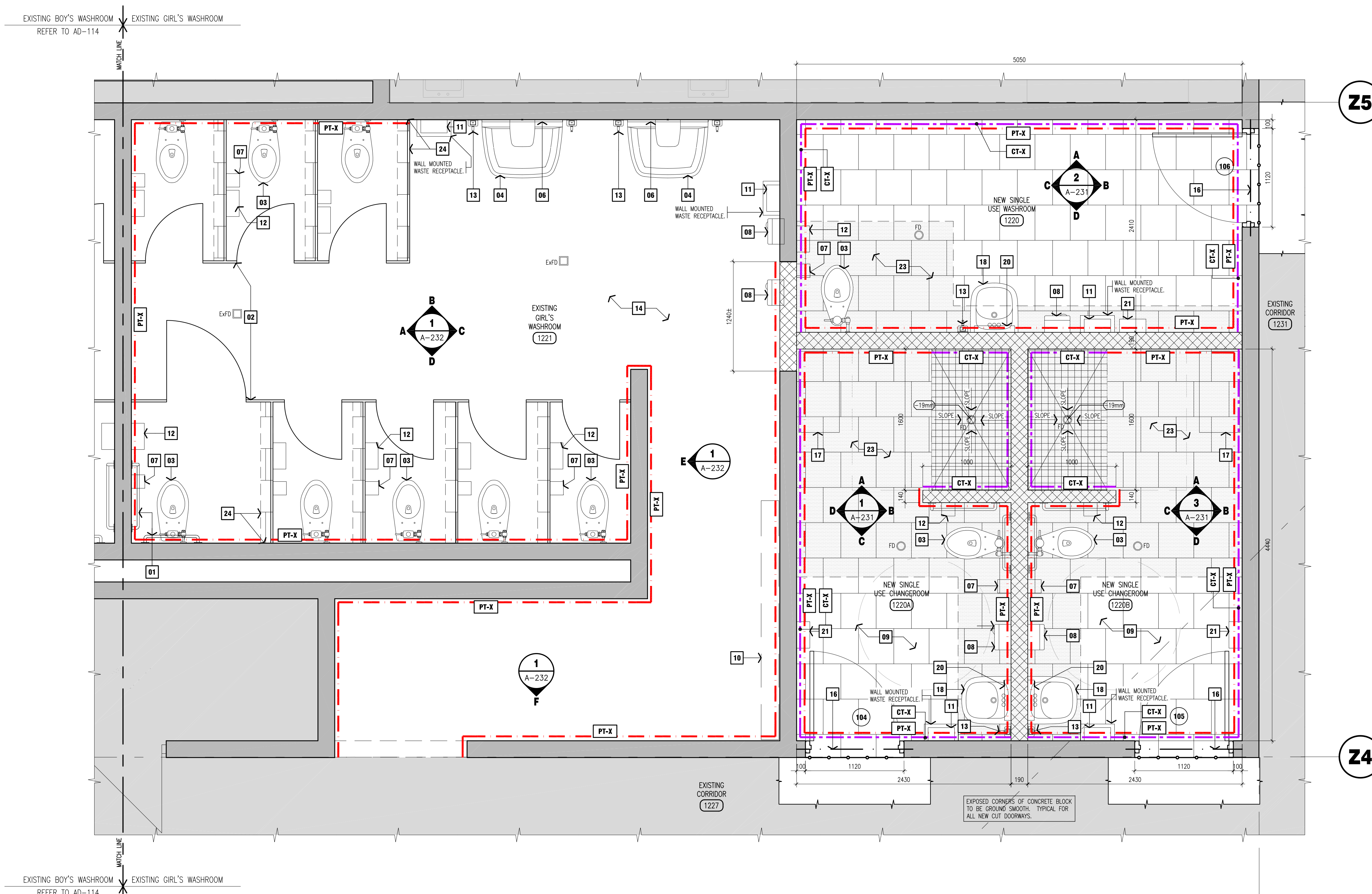
architects + assoc. inc.

client
HAMILTON-WENTWORTH DISTRICT SCHOOL BOARD
20 EDUCATION COURT
HAMILTON ONTARIO

project
WATERDOWN SECONDARY SCHOOL WASHROOM & CHANGEROOM RENOVATIONS
215 PARKSIDE DRIVE
WATERDOWN ONTARIO

drawing title
GIRL'S WASHROOM/ CHANGEROOM 1220 & 1221 RENOVATION PLAN

reference	
project no.	client reference number
23-075	
sheet no.	
A - 115 02	



25

24

Y3

EXISTING BOY'S WASHROOM
REFER TO AD-114

EXISTING GIRL'S WASHROOM

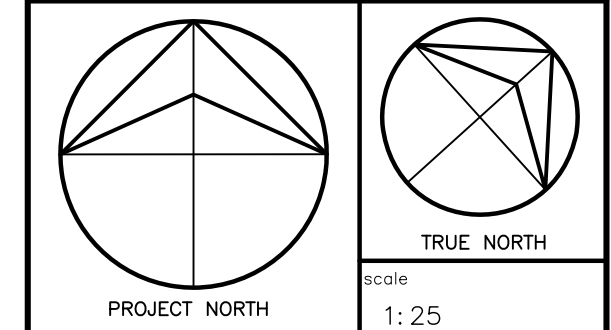
EXISTING BOY'S WASHROOM
REFER TO AD-114

EXISTING GIRL'S WASHROOM

NOTE:
This drawing and all associated documentation are the confidential property of BJC architects + assoc. inc. and must be returned upon request. Any duplication, reuse, revision and/or distribution in part or whole without the prior written authorization of BJC architects + assoc. inc. is strictly prohibited. Each contractor will check and verify all dimensions and report all errors and omissions to the design professional whose seal is affixed to this drawing. Do not scale this drawing.
The information and material herein reflect the best judgement of BJC architects + assoc. inc., in light of the information available to them at the time of preparation of these documents. Any use which a third party makes of these documents, or any reliance on or decisions to be made based on them, is the sole responsibility of such third party. BJC architects + assoc. inc. accepts no responsibility for damages, if any, suffered by any third party as a result of decisions made or actions based on these documents. © BJC architects + assoc. inc. 2024

ISSUED FOR TENDER

02	ISSUED FOR TENDER	24.03.28
01	ISSUED FOR PERMIT	24.01.08
No.	REVISIONS	date



	drawn	MS
	last worked on by	24.03.28 MS
	checked	BRJ
	print date	2024.03.28

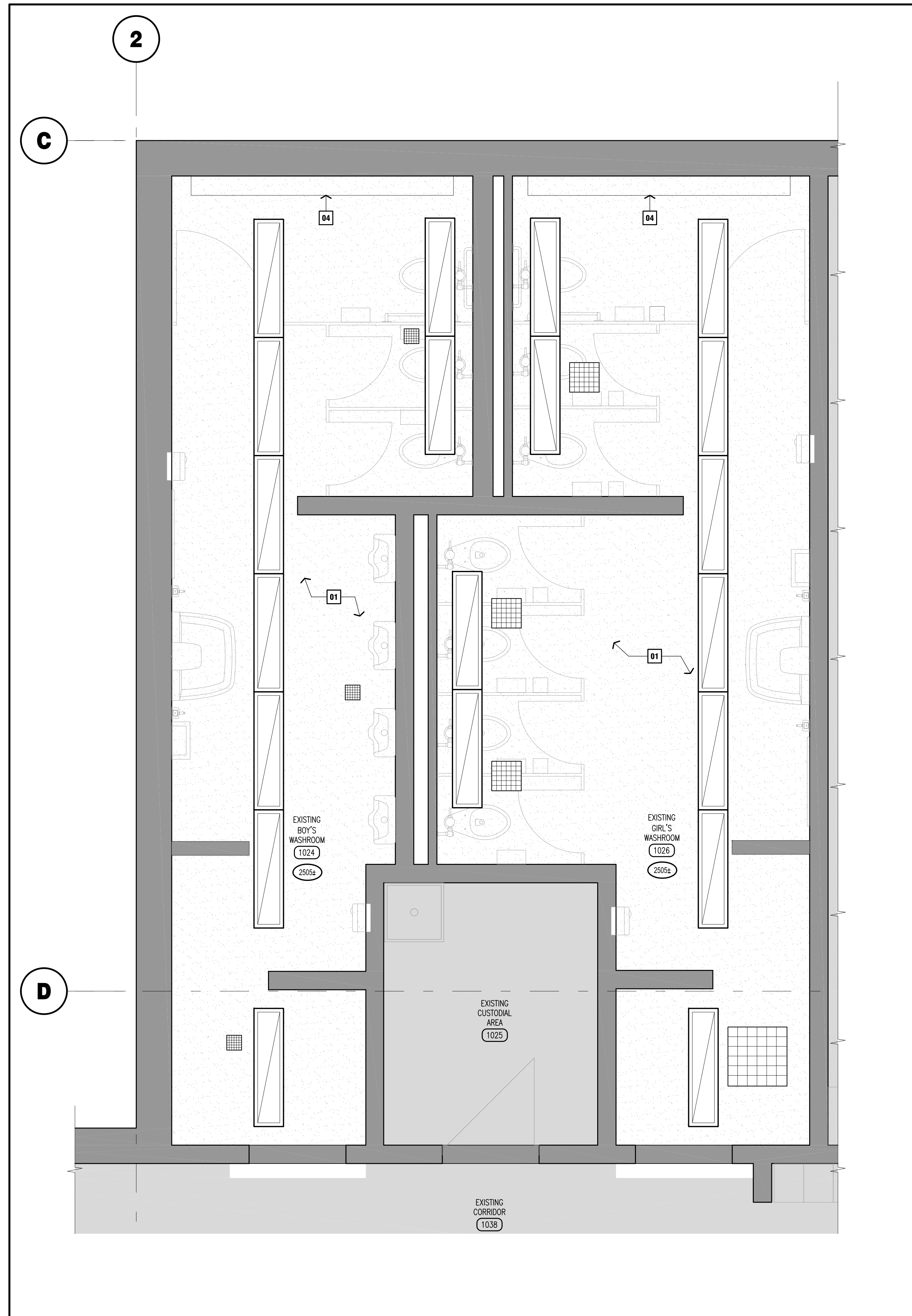


client
HAMILTON-WENTWORTH DISTRICT SCHOOL BOARD
20 EDUCATION COURT HAMILTON ONTARIO


project
WATERDOWN SECONDARY SCHOOL WASHROOM & CHANGEROOM RENOVATIONS
215 PARKSIDE DRIVE WATERDOWN ONTARIO

drawing title
RENOVATION WASHROOM RCP 1024 & 1026


reference	project no.	client reference number
	23-075	
	sheet no.	A-11802



1 EXISTING BOY'S AND GIRL'S WASHROOMS 1024 & 1026 scale: 1 : 25



2 RESERVED scale: X:XXX



3 RESERVED scale: X:XXX

GENERAL NOTES

- CONTRACTOR MUST VERIFY ALL DIMENSIONS AND BE RESPONSIBLE FOR THE SAME. REPORT ANY ERRORS OR OMISSIONS TO THE ARCHITECT IN WRITING PRIOR TO COMMENCING WITH THE WORK. PRINTS ARE NOT TO BE SCALED.
- THIS DRAWING IS TO BE READ IN CONJUNCTION WITH ALL OTHER ARCHITECTURAL, CIVIL, LANDSCAPE, STRUCTURAL, MECHANICAL & ELECTRICAL DRAWINGS FOR A COMPLETE SCOPE OF WORK.
- HATCH PATTERNS ARE FOR GRAPHIC REPRESENTATION ONLY AND NOT REPRESENTATIVE OF TRUE SIZE OR COURSING OF TILE.
- ALL CEILING TILE, GRID, HANGERS, CLIPS & ACCESSORIES TO BE INSTALLED TO MEET SEISMIC CLASS "DEF". INSTALL SYSTEM IN STRICT COMPLIANCE WITH CEILING SYSTEM GUIDELINES.

DRAWING NOTES

- 01** NEW 5/8" ABUSE RESISTANT GYPSUM BOARD CEILING. PAINTED. HEIGHT TO MATCH EXISTING CEILING.
- 02** RESERVED.
- 03** EXISTING ACOUSTIC CEILING TILE & SUSPENSION SYSTEM.
- 04** EXISTING HEATER TO REMAIN. NEW PAINT FINISH. REFER TO MECHANICAL DRAWINGS.

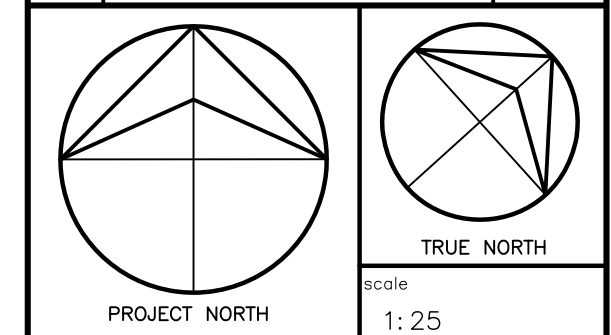
LEGEND

- AREA OF WORK NOT IN CONTRACT SCOPE.
- EXISTING WALLS.
- NEW GYPSUM BOARD CEILING, PAINT FINISH.
- EXISTING ACOUSTIC TILE CEILING AND T-BAR SUSPENSION SYSTEM.
- CEILING ELEVATION MARKER ABOVE FINISHED FLOOR LEVEL.
- TYPICAL LIGHT FIXTURE (REFER TO ELECTRICAL DRAWINGS).
- TYPICAL MECHANICAL GRILLS & DIFFUSERS (REFER TO MECHANICAL DRAWINGS).

NOTE:
 This drawing and all associated documentation are the confidential property of BJC architects + assoc. inc. and must be returned upon request. Any duplication, reuse, revision and/or distribution in part or whole without the prior written authorization of BJC architects + assoc. inc. is strictly prohibited. Each contractor will check and verify all dimensions and report all errors and omissions to the design professional whose seal is affixed to this drawing. Do not scale this drawing.
 The information and material herein reflect the best judgement of BJC architects + assoc. inc., in light of the information available to them at the time of preparation of these documents. Any use which a third party makes of these documents, or any reliance on or decisions to be made based on them, is the sole responsibility of such third party. BJC architects + assoc. inc. accepts no responsibility for damages, if any, suffered by any third party as a result of decisions made or actions based on these documents.
 © BJC architects + assoc. inc. 2024

ISSUED FOR TENDER

02	ISSUED FOR TENDER	24.03.28
01	ISSUED FOR PERMIT	24.01.08
No.	REVISIONS	date



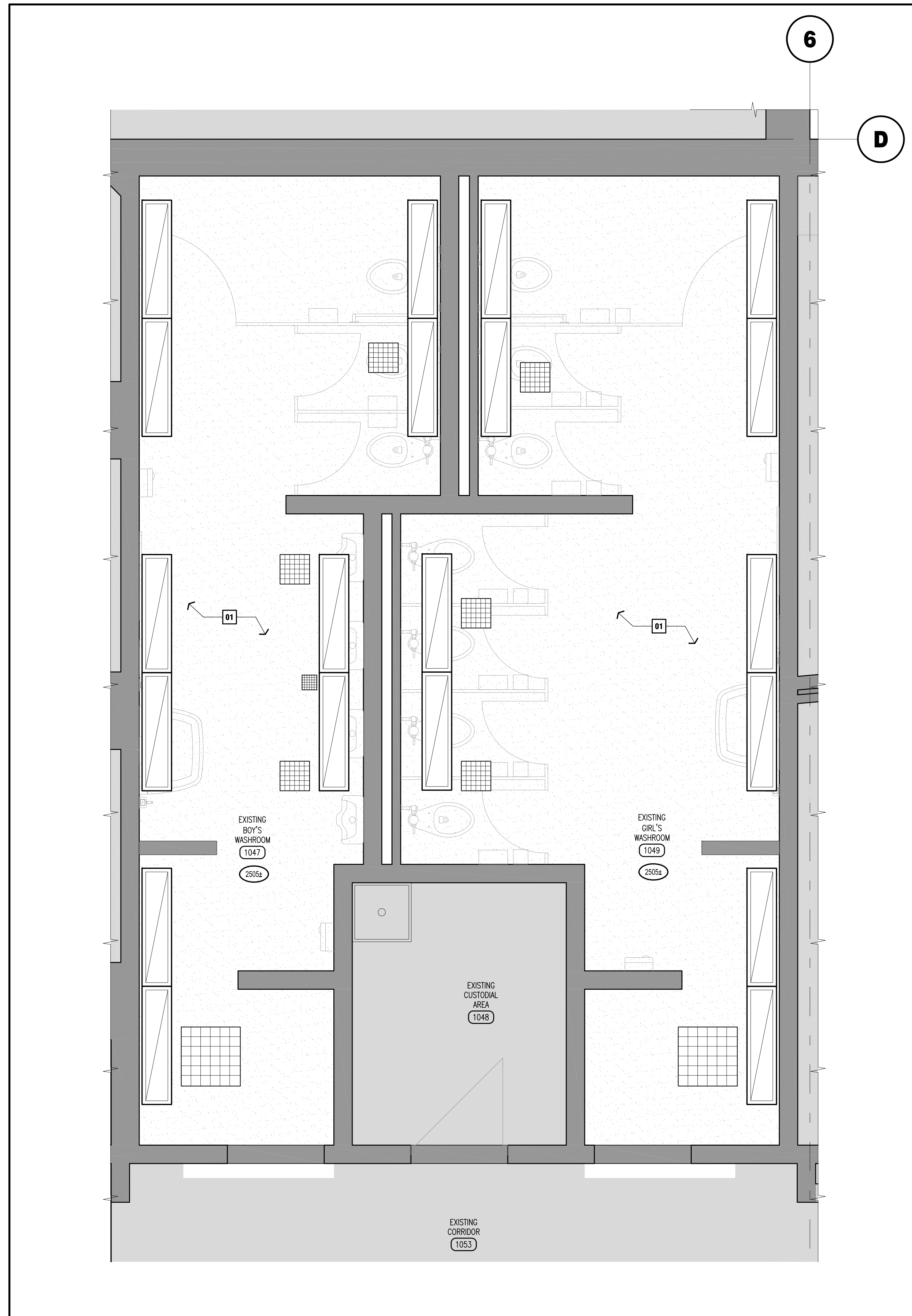
	drawn	MS
	last worked on by	24.03.28 MS
	checked	BRJ
	print date	2024.03.28




client
HAMILTON-WENTWORTH DISTRICT SCHOOL BOARD
 20 EDUCATION COURT HAMILTON ONTARIO
 project
WATERDOWN SECONDARY SCHOOL WASHROOM & CHANGEROOM RENOVATIONS
 215 PARKSIDE DRIVE WATERDOWN ONTARIO

drawing title
WASHROOMS 1047 & 1049 RENOVATION RCP

reference	project no.	client reference number
	23-075	
	sheet no.	
	A-11902	



1 EXISTING BOY'S AND GIRL'S WASHROOMS 1047 & 1049
 scale: 1 : 25



2 RESERVED
 scale: XXXX

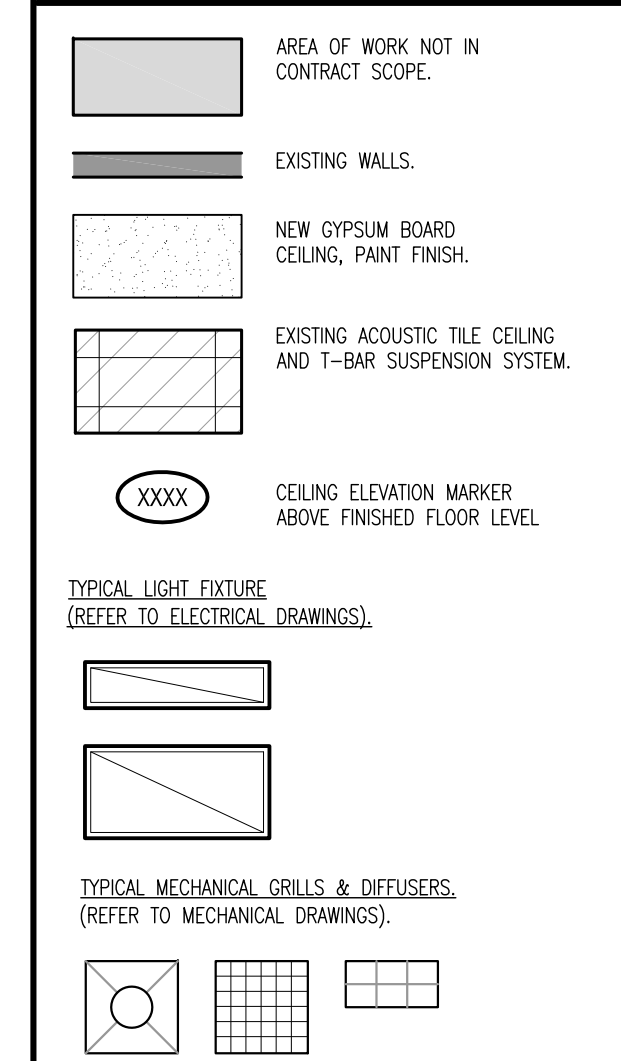
GENERAL NOTES

- CONTRACTOR MUST VERIFY ALL DIMENSIONS AND BE RESPONSIBLE FOR THE SAME. REPORT ANY ERRORS OR OMISSIONS TO THE ARCHITECT IN WRITING PRIOR TO COMMENCING WITH THE WORK. PRINTS ARE NOT TO BE SCALED.
- THIS DRAWING IS TO BE READ IN CONJUNCTION WITH ALL OTHER ARCHITECTURAL, CIVIL, LANDSCAPE, STRUCTURAL, MECHANICAL & ELECTRICAL DRAWINGS FOR A COMPLETE SCOPE OF WORK.
- AT EXTERIOR & INTERIOR FIRE RATED WALL(S), ENSURE ALL PENETRATIONS & GAPS ARE FIRE STOPPED/ SEALED, WITH AN APPROVED FIRE STOP MATERIAL TO MAINTAIN DESIGNATED RATING OF DESIGN AS REQUIRED.
- HATCH PATTERNS ARE FOR GRAPHIC REPRESENTATION ONLY AND NOT REPRESENTATIVE OF TRUE SIZE OR COURSE OF TILE.
- ALL CEILING TILE, GRID, HANGERS, CLIPS & ACCESSORIES TO BE INSTALLED TO MEET SEISMIC CLASS "DEF". INSTALL SYSTEM IN STRICT COMPLIANCE WITH CEILING SYSTEM GUIDELINES.

DRAWING NOTES

- 01** NEW 3/4" ABUSE RESISTANT GYPSUM BOARD CEILING. PAINTED. HEIGHT TO MATCH EXISTING CEILING.
- 02** RESERVED.
- 03** RESERVED.
- 04** EXISTING HEATER TO REMAIN, NEW PAINT FINISH. REFER TO MECHANICAL DRAWINGS.

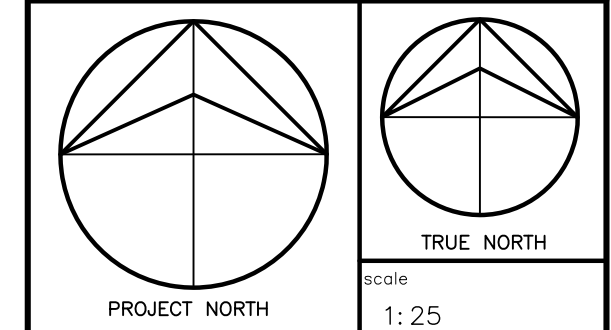
LEGEND



NOTE:
This drawing and all associated documentation are the confidential property of BJC architects + assoc. inc. and must be returned upon request. Any duplication, reuse, revision and/or distribution in part or whole without the prior written authorization of BJC architects + assoc. inc. is strictly prohibited. Each contractor will check and verify all dimensions and report all errors and omissions to the design professional whose seal is affixed to this drawing. Do not scale this drawing.
The information and material herein reflect the best judgement of BJC architects + assoc. inc. in light of the information available to them at the time of preparation of these documents. Any use which a third party makes of these documents, or any reliance on or decisions to be made based on them, is the sole responsibility of such third party. BJC architects + assoc. inc. accepts no responsibility for damages, if any, suffered by any third party as a result of decisions made or actions based on these documents.
© BJC architects + assoc. inc. 2024

ISSUED FOR TENDER

02	ISSUED FOR TENDER	24.03.28
01	ISSUED FOR PERMIT	24.01.08
No.	REVISIONS	date



	drawn	MS
	last worked on by	24.03.28 MS
	checked	BRJ
	print date	2024.03.28
	license	28854



client
HAMILTON-WENTWORTH DISTRICT SCHOOL BOARD
20 EDUCATION COURT HAMILTON ONTARIO

project
WATERDOWN SECONDARY SCHOOL WASHROOM & CHANGEROOM RENOVATIONS
215 PARKSIDE DRIVE WATERDOWN ONTARIO

drawing title
CHANGEROOMS 1108 & 1110 RENOVATION RCP

reference	project no. 23-075	client reference number
sheet no.	A - 120 02	

Z2

Z1

Y4

GENERAL NOTES

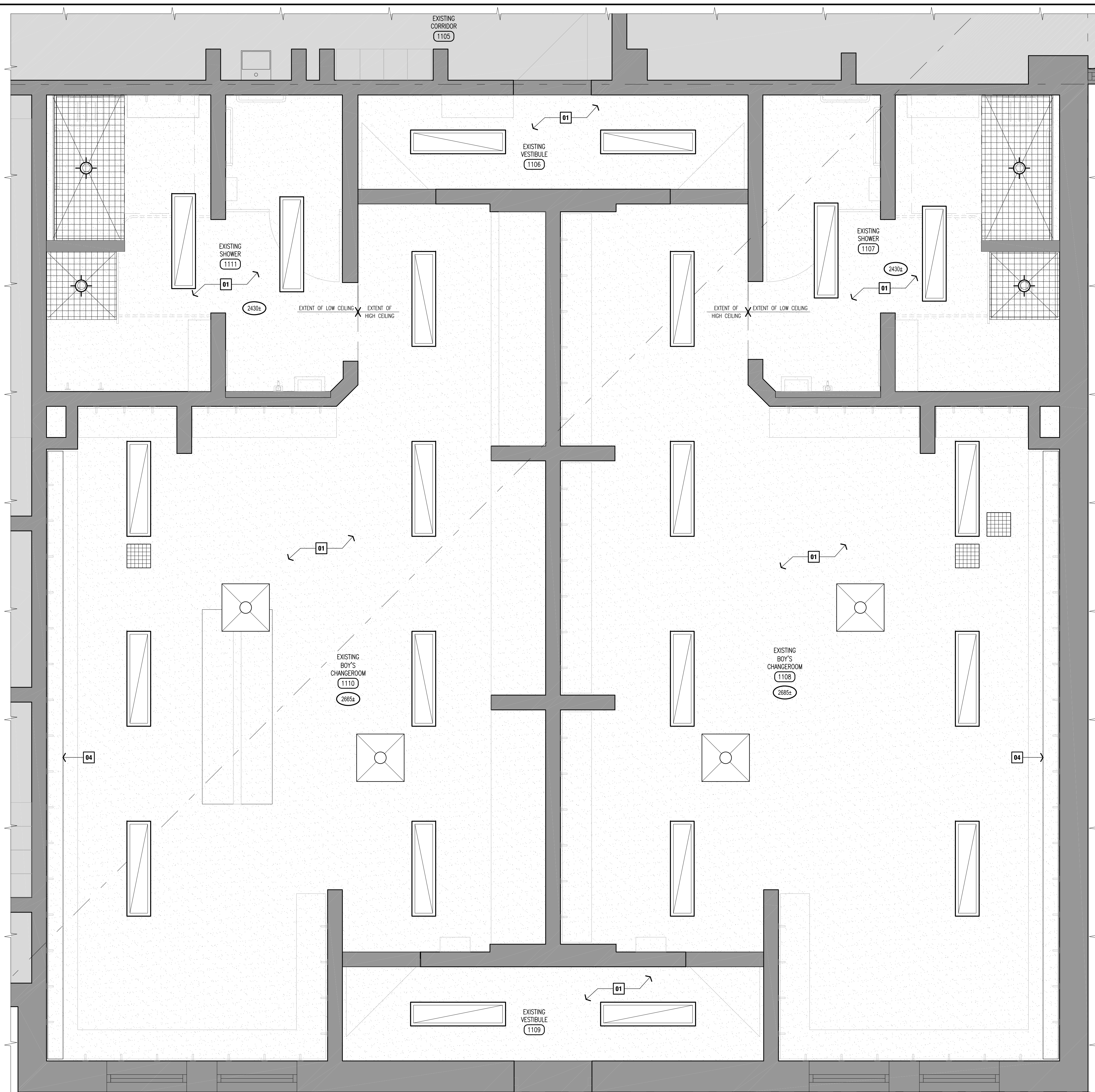
- CONTRACTOR MUST VERIFY ALL DIMENSIONS AND BE RESPONSIBLE FOR THE SAME. REPORT ANY ERRORS OR OMISSIONS TO THE ARCHITECT IN WRITING PRIOR TO COMMENCING WITH THE WORK. PRINTS ARE NOT TO BE SCALED.
- THIS DRAWING IS TO BE READ IN CONJUNCTION WITH ALL OTHER ARCHITECTURAL, CIVIL, LANDSCAPE, STRUCTURAL, MECHANICAL & ELECTRICAL DRAWINGS FOR A COMPLETE SCOPE OF WORK.
- HATCH PATTERNS ARE FOR GRAPHIC REPRESENTATION ONLY AND NOT REPRESENTATIVE OF TRUE SIZE OR COURSING OF TILE.
- ALL CEILING TILE, GRID, HANGERS, CLIPS & ACCESSORIES TO BE INSTALLED TO MEET SEISMIC CLASS "DEF". INSTALL SYSTEM IN STRICT COMPLIANCE WITH CEILING SYSTEM GUIDELINES.

DRAWING NOTES

- 01** NEW 5/8" ABUSE RESISTANT GYPSUM BOARD CEILING, PAINTED. HEIGHT TO MATCH EXISTING CEILING.
- 02** RESERVED.
- 03** RESERVED.
- 04** EXISTING HEATER TO REMAIN, NEW PAINT FINISH. REFER TO MECHANICAL DRAWINGS.

LEGEND

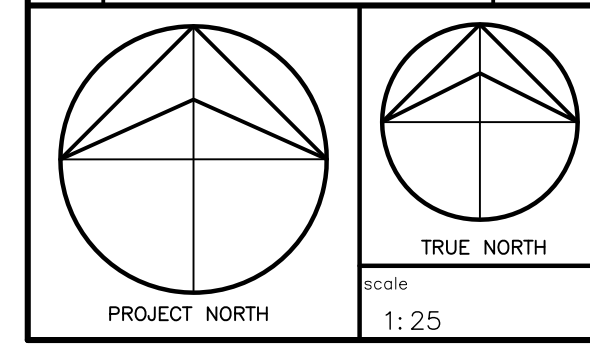
- AREA OF WORK NOT IN CONTRACT SCOPE.
- EXISTING WALLS.
- NEW GYPSUM BOARD CEILING, PAINT FINISH.
- EXISTING ACOUSTIC TILE CEILING AND T-BAR SUSPENSION SYSTEM.
- CEILING ELEVATION MARKER ABOVE FINISHED FLOOR LEVEL.
- TYPICAL LIGHT FIXTURE (REFER TO ELECTRICAL DRAWINGS).
- TYPICAL MECHANICAL GRILLS & DIFFUSERS (REFER TO MECHANICAL DRAWINGS).



NOTE:
This drawing and all associated documentation are the confidential property of BJC architects + assoc. inc. and must be returned upon request. Any duplication, reuse, revision and/or distribution in part or whole without the prior written authorization of BJC architects + assoc. inc. is strictly prohibited. Each contractor will check and verify all dimensions and report all errors and omissions to the design professional whose seal is affixed to this drawing. Do not scale this drawing.
The information and material herein reflect the best judgement of BJC architects + assoc. inc. in light of the information available to them at the time of preparation of these documents. Any use which a third party makes of these documents, or any reliance on or decisions to be made based on them, is the sole responsibility of such third party. BJC architects + assoc. inc. accepts no responsibility for damages, if any, suffered by any third party as a result of decisions made or actions based on these documents.
© BJC architects + assoc. inc. 2024

ISSUED FOR TENDER

02	ISSUED FOR TENDER	24.03.28
01	ISSUED FOR PERMIT	24.01.08
No.	REVISIONS	date



	drawn	MS
	last worked on by	24.03.28 MS
	checked	BRJ
	print date	2024.03.28



client
HAMILTON-WENTWORTH DISTRICT SCHOOL BOARD
20 EDUCATION COURT
HAMILTON ONTARIO

project
WATERDOWN SECONDARY SCHOOL WASHROOM & CHANGEROOM RENOVATIONS
215 PARKSIDE DRIVE
WATERDOWN ONTARIO

drawing title
CHANGEROOMS 1116 & 1120 RENOVATION RCP

reference	project no.	client reference number
	23-075	
reference	sheet no.	

A - 121 02

Z2

Z1

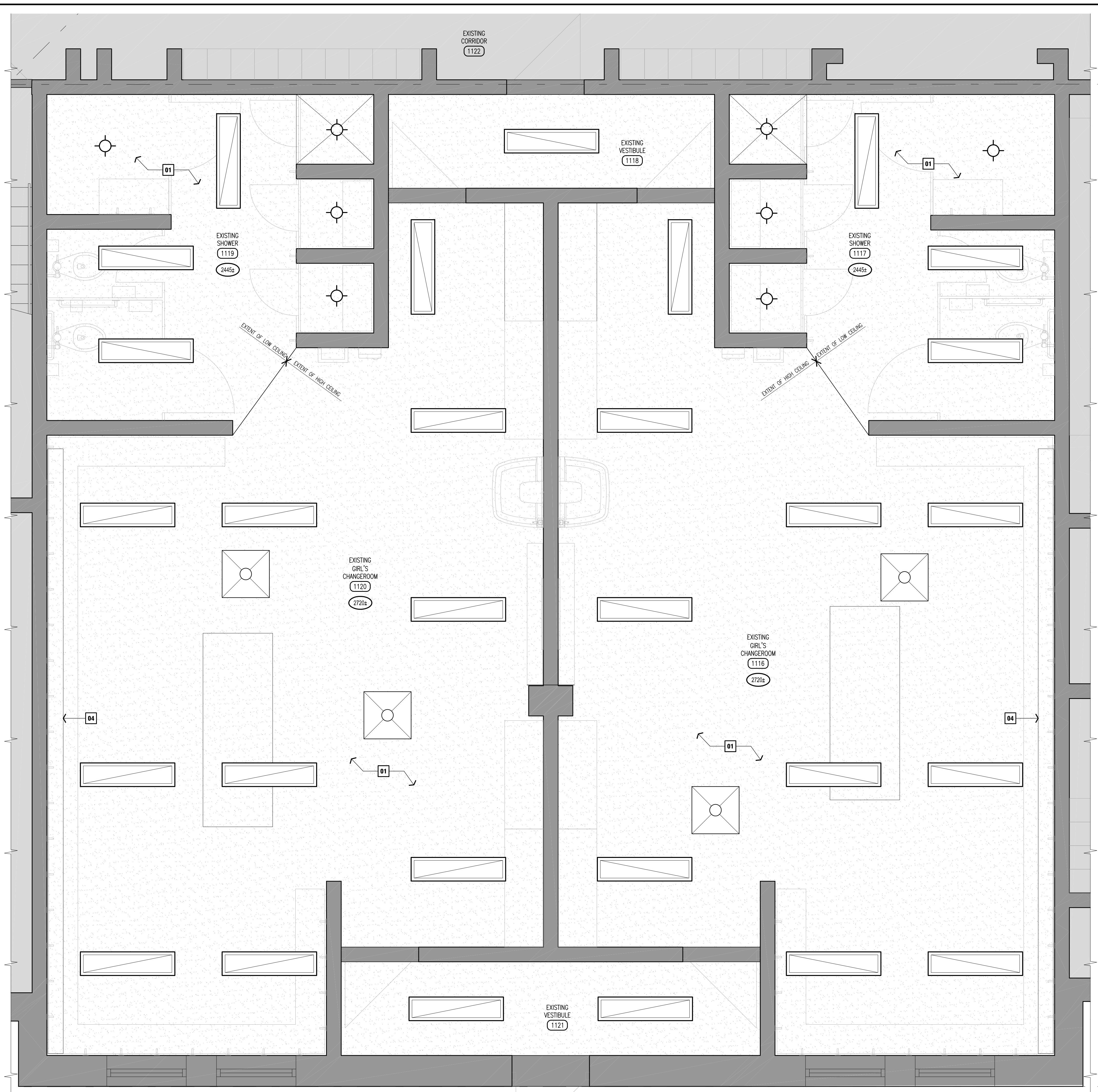
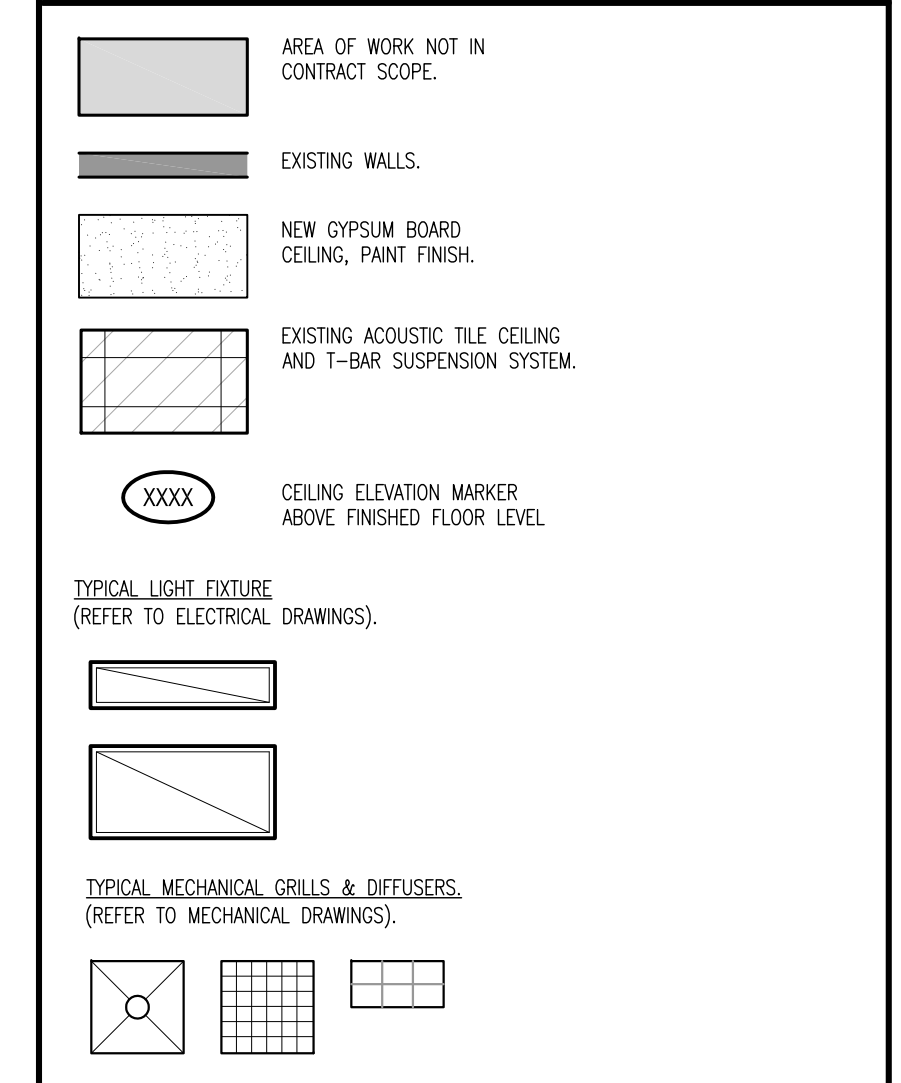
GENERAL NOTES

- CONTRACTOR MUST VERIFY ALL DIMENSIONS AND BE RESPONSIBLE FOR THE SAME. REPORT ANY ERRORS OR OMISSIONS TO THE ARCHITECT IN WRITING PRIOR TO COMMENCING WITH THE WORK. PRINTS ARE NOT TO BE SCALED.
- THIS DRAWING IS TO BE READ IN CONJUNCTION WITH ALL OTHER ARCHITECTURAL, CIVIL, LANDSCAPE, STRUCTURAL, MECHANICAL & ELECTRICAL DRAWINGS FOR A COMPLETE SCOPE OF WORK.
- HATCH PATTERNS ARE FOR GRAPHIC REPRESENTATION ONLY AND NOT REPRESENTATIVE OF TRUE SIZE OR COURSING OF TILE.
- ALL CEILING TILE, GRID, HANGERS, CLIPS & ACCESSORIES TO BE INSTALLED TO MEET SEISMIC CLASS "DEF". INSTALL SYSTEM IN STRICT COMPLIANCE WITH CEILING SYSTEM GUIDELINES.

DRAWING NOTES

- 01** NEW 5/8" ABUSE RESISTANT GYPSUM BOARD CEILING, PAINTED. HEIGHT TO MATCH EXISTING CEILING.
- 02** RESERVED.
- 03** RESERVED.
- 04** EXISTING HEATER TO REMAIN, NEW PAINT FINISH. REFER TO MECHANICAL DRAWINGS.

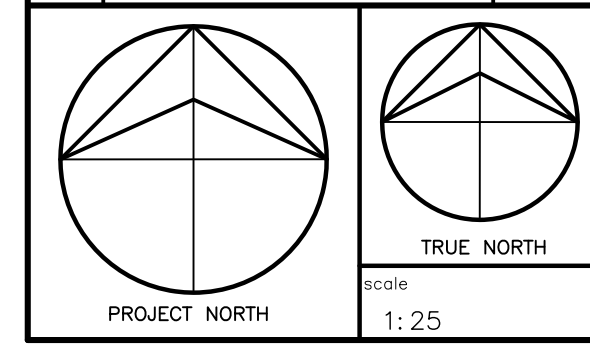
LEGEND



NOTE:
This drawing and all associated documentation are the confidential property of BJC architects + assoc. inc. and must be returned upon request. Any duplication, reuse, revision and/or distribution in part or whole without the prior written authorization of BJC architects + assoc. inc. is strictly prohibited. Each contractor will check and verify all dimensions and report all errors and omissions to the design professional whose seal is affixed to this drawing. Do not scale this drawing.
The information and material herein reflect the best judgement of BJC architects + assoc. inc., in light of the information available to them at the time of preparation of these documents. Any use which a third party makes of these documents, or any reliance on or decisions to be made based on them, is the sole responsibility of such third party. BJC architects + assoc. inc. accepts no responsibility for damages, if any, suffered by any third party as a result of decisions made or actions based on these documents.
© BJC architects + assoc. inc. 2024

ISSUED FOR TENDER

02	ISSUED FOR TENDER	24.03.28
01	ISSUED FOR PERMIT	24.01.08
No.	REVISIONS	date



	drawn	MS
	last worked on by	24.03.28 MS
	checked	BRJ
	print date	2024.03.28



client
HAMILTON-WENTWORTH DISTRICT SCHOOL BOARD
20 EDUCATION COURT
HAMILTON ONTARIO

project
WATERDOWN SECONDARY SCHOOL WASHROOM & CHANGEROOM RENOVATIONS
215 PARKSIDE DRIVE
WATERDOWN ONTARIO

drawing title
BOY'S WASHROOM/CHANGEROOM 1223 & 1224 RENOVATION RCP

reference	
project no.	client reference number
23-075	
sheet no.	

A - 122 02

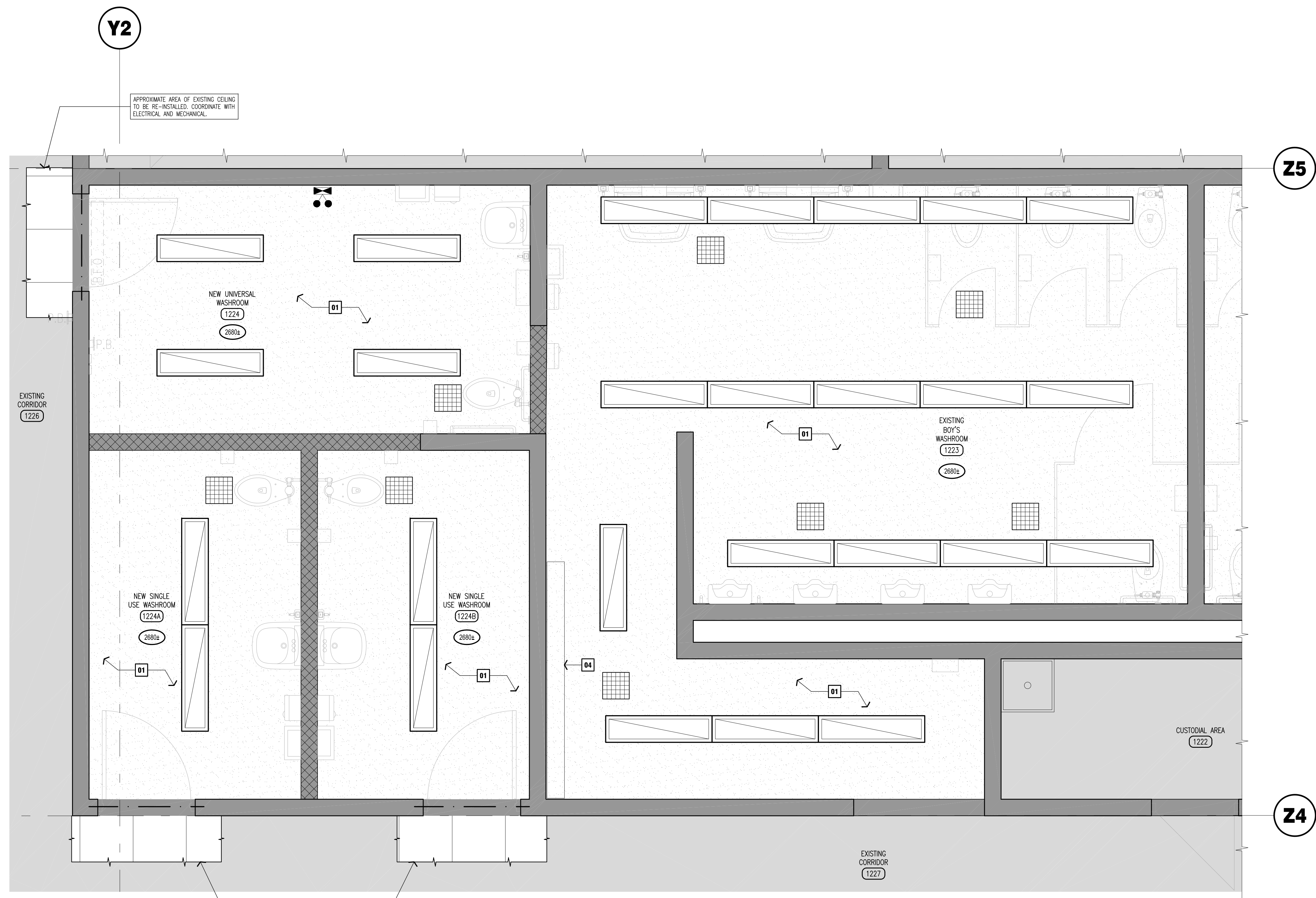
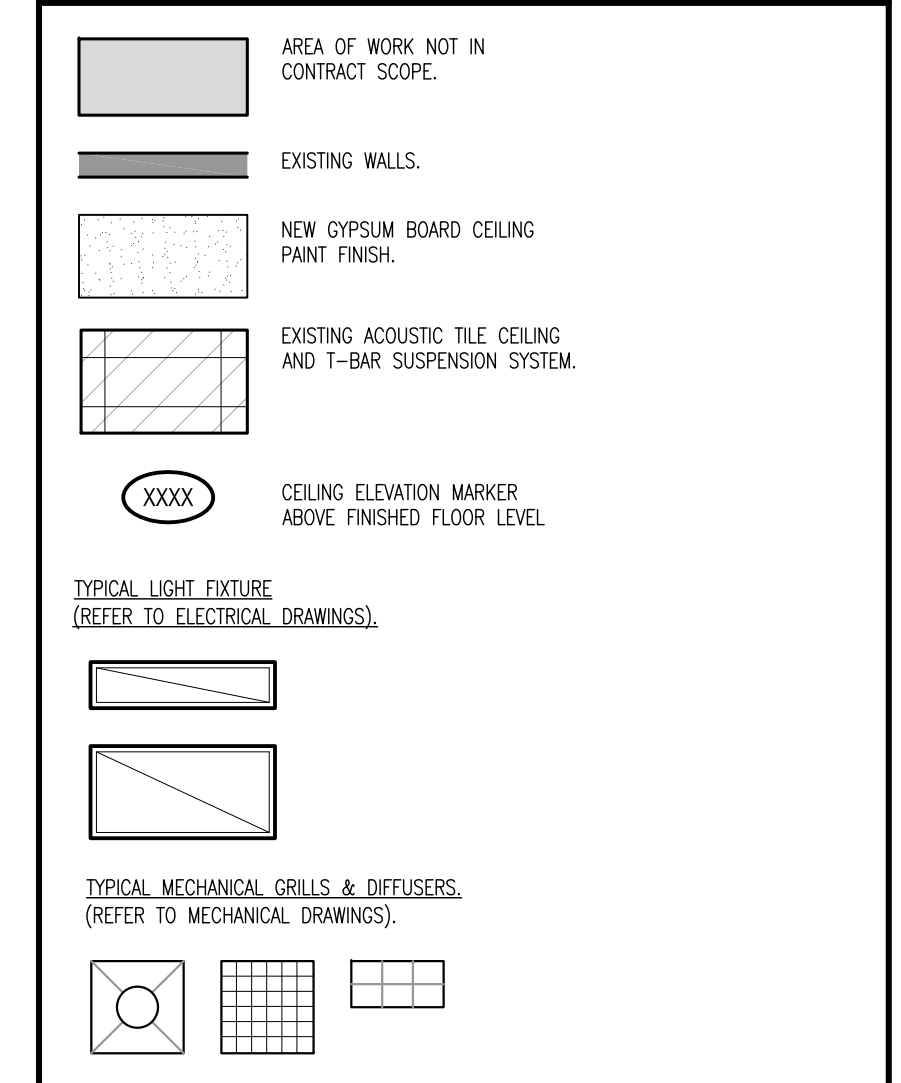
GENERAL NOTES

- CONTRACTOR MUST VERIFY ALL DIMENSIONS AND BE RESPONSIBLE FOR THE SAME. REPORT ANY ERRORS OR OMISSIONS TO THE ARCHITECT IN WRITING PRIOR TO COMMENCING WITH THE WORK. PRINTS ARE NOT TO BE SCALED.
- THIS DRAWING IS TO BE READ IN CONJUNCTION WITH ALL OTHER ARCHITECTURAL, CIVIL, LANDSCAPE, STRUCTURAL, MECHANICAL & ELECTRICAL DRAWINGS FOR A COMPLETE SCOPE OF WORK.
- AT EXTERIOR & INTERIOR FIRE RATED WALL(S), ENSURE ALL PENETRATIONS & GAPS ARE FIRE STOPPED/ SEALED, WITH AN APPROVED FIRE STOP MATERIAL TO MAINTAIN DESIGNATED RATING OF DESIGN AS REQUIRED.
- HATCH PATTERNS ARE FOR GRAPHIC REPRESENTATION ONLY AND NOT REPRESENTATIVE OF TRUE SIZE OR COURSE OF TILE.
- ALL CEILING TILE, GRID, HANGERS, CLIPS & ACCESSORIES TO BE INSTALLED TO MEET SEISMIC CLASS "DEF". INSTALL SYSTEM IN STRICT COMPLIANCE WITH CEILING SYSTEM GUIDELINES.

DRAWING NOTES

- 01** NEW 5/8" ABUSE RESISTANT GYPSUM BOARD CEILING, PAINTED. HEIGHT TO MATCH EXISTING CEILING.
- 02** RESERVED.
- 03** RESERVED.
- 04** EXISTING HEATER TO REMAIN, NEW PAINT FINISH. REFER TO MECHANICAL DRAWINGS.

LEGEND



Y2

Z5

Z4

APPROXIMATE AREA OF EXISTING CEILING TO BE RE-INSTALLED. COORDINATE WITH ELECTRICAL AND MECHANICAL.

APPROXIMATE AREA OF EXISTING CEILING TO BE RE-INSTALLED. COORDINATE WITH ELECTRICAL AND MECHANICAL.

EXISTING CORRIDOR (1226)

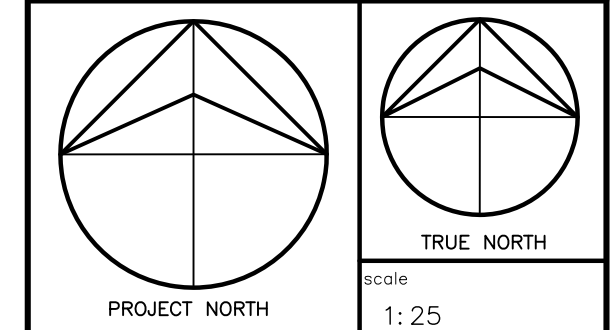
EXISTING CORRIDOR (1227)

CUSTODIAL AREA (1222)

NOTE:
This drawing and all associated documentation are the confidential property of BJC architects + assoc. inc. and must be returned upon request. Any duplication, reuse, revision and/or distribution in part or whole without the prior written authorization of BJC architects + assoc. inc. is strictly prohibited. Each contractor will check and verify all dimensions and report all errors and omissions to the design professional whose seal is affixed to this drawing. Do not scale this drawing.
The information and material herein reflect the best judgement of BJC architects + assoc. inc., in light of the information available to them at the time of preparation of these documents. Any use which a third party makes of these documents, or any reliance on or decisions to be made based on them, is the sole responsibility of such third party. BJC architects + assoc. inc. accepts no responsibility for damages, if any, suffered by any third party as a result of decisions made or actions based on these documents.
© BJC architects + assoc. inc. 2024

ISSUED FOR TENDER

02	ISSUED FOR TENDER	24.03.28
01	ISSUED FOR PERMIT	24.01.08
No.	REVISIONS	date



	drawn	MS
	last worked on by	MS
	checked	BRJ
	print date	2024.03.28



client
HAMILTON-WENTWORTH DISTRICT SCHOOL BOARD

20 EDUCATION COURT
HAMILTON ONTARIO

project
WATERDOWN SECONDARY SCHOOL WASHROOM & CHANGEROOM RENOVATIONS

215 PARKSIDE DRIVE
WATERDOWN ONTARIO

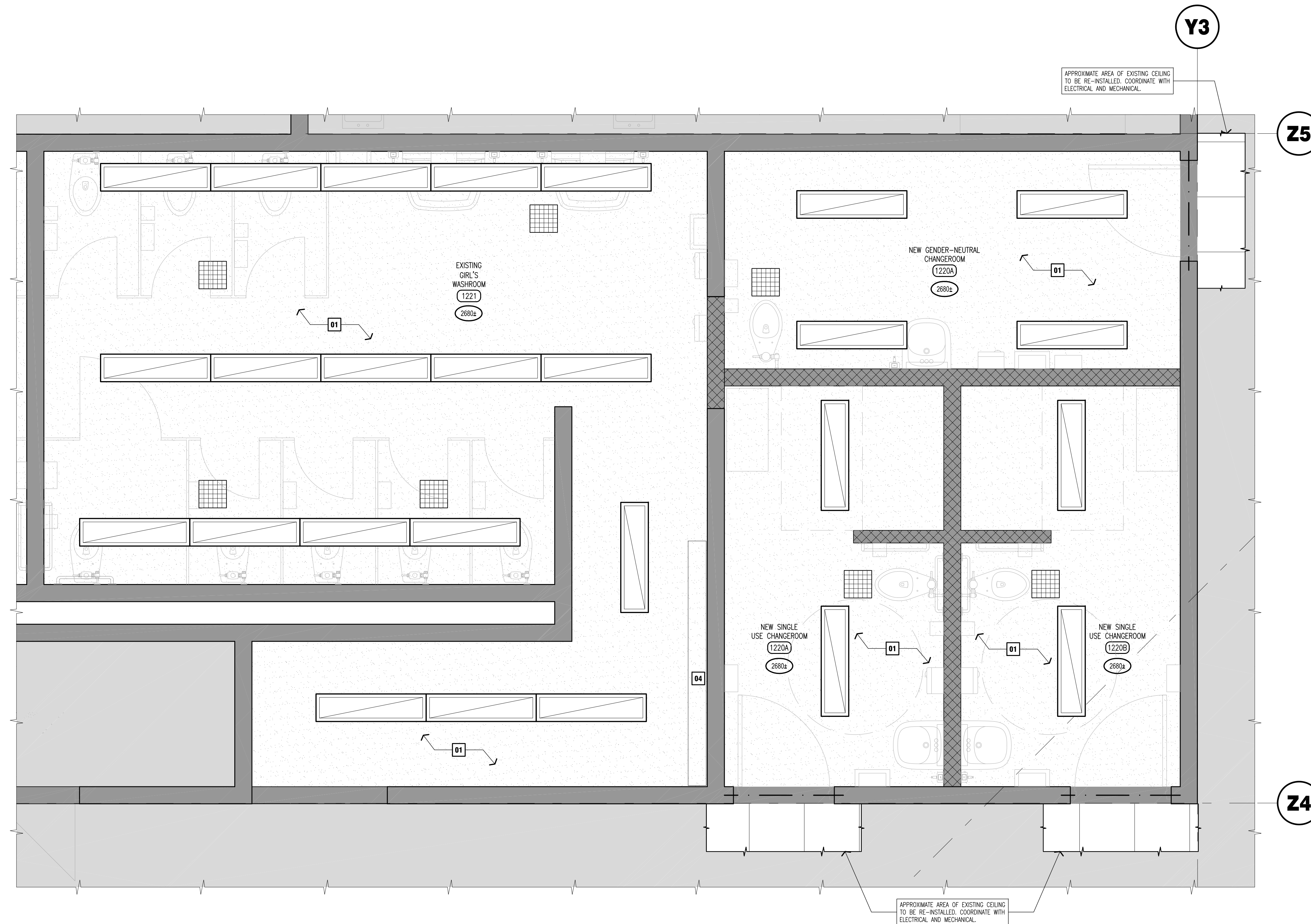
drawing title
GIRL'S WASHROOM/CHANGEROOM 1220 & 1221 RENOVATION RCP

reference

project no. 23-075 client reference number

sheet no.

A - 123 02



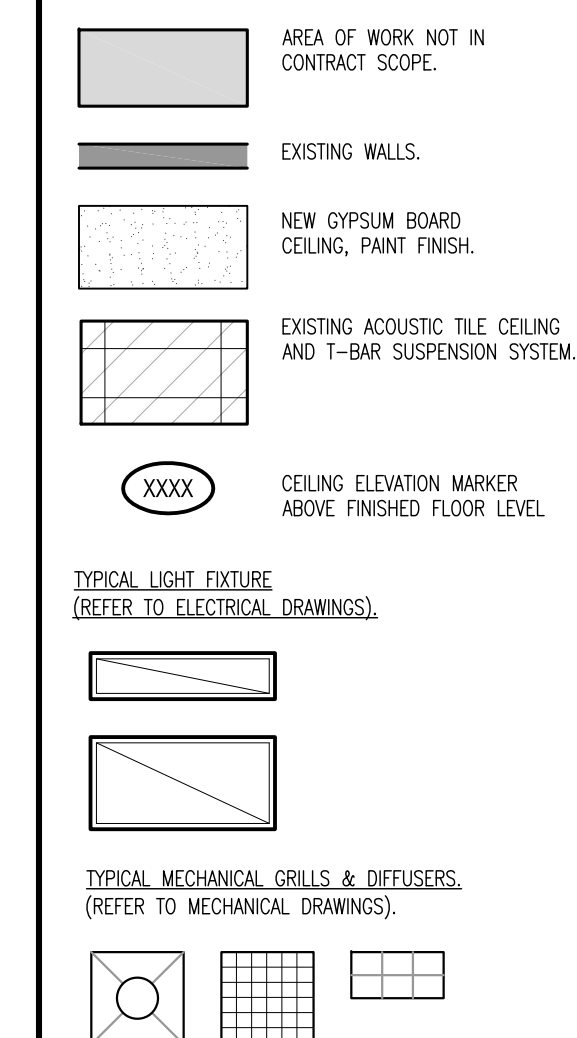
GENERAL NOTES

- CONTRACTOR MUST VERIFY ALL DIMENSIONS AND BE RESPONSIBLE FOR THE SAME. REPORT ANY ERRORS OR OMISSIONS TO THE ARCHITECT IN WRITING PRIOR TO COMMENCING WITH THE WORK. PRINTS ARE NOT TO BE SCALED.
- THIS DRAWING IS TO BE READ IN CONJUNCTION WITH ALL OTHER ARCHITECTURAL, CIVIL, LANDSCAPE, STRUCTURAL, MECHANICAL & ELECTRICAL DRAWINGS FOR A COMPLETE SCOPE OF WORK.
- HATCH PATTERNS ARE FOR GRAPHIC REPRESENTATION ONLY AND NOT REPRESENTATIVE OF TRUE SIZE OR COURSING OF TILE.
- ALL CEILING TILE, GRID, HANGERS, CLIPS & ACCESSORIES TO BE INSTALLED TO MEET SEISMIC CLASS "DEF". INSTALL SYSTEM IN STRICT COMPLIANCE WITH CEILING SYSTEM GUIDELINES.

DRAWING NOTES

- 01** NEW 5/8" ABUSE & MOISTURE RESISTANT GYPSUM BOARD CEILING, PAINTED. HEIGHT TO MATCH EXISTING CEILING.
- 02** RESERVED.
- 03** RESERVED.
- 04** EXISTING HEATER TO REMAIN, NEW PAINT FINISH. REFER TO MECHANICAL DRAWINGS.

LEGEND




APPROXIMATE AREA OF EXISTING CEILING TO BE RE-INSTALLED. COORDINATE WITH ELECTRICAL AND MECHANICAL.

APPROXIMATE AREA OF EXISTING CEILING TO BE RE-INSTALLED. COORDINATE WITH ELECTRICAL AND MECHANICAL.

NOTE:
This drawing and all associated documentation are the confidential property of BJC architects + assoc. inc. and must be returned upon request. Any duplication, reuse, revision and/or distribution in part or whole without the prior written authorization of BJC architects + assoc. inc. is strictly prohibited. Each contractor will check and verify all dimensions and report all errors and omissions to the design professional whose seal is affixed to this drawing. Do not scale this drawing.
The information and material herein reflect the best judgement of BJC architects + assoc. inc., in light of the information available to them at the time of preparation of these documents. Any use which a third party makes of these documents, or any reliance on or decisions to be made based on them, is the sole responsibility of such third party. BJC architects + assoc. inc. accepts no responsibility for damages, if any, suffered by any third party as a result of decisions made or actions based on these documents.
© BJC architects + assoc. inc. 2024

ISSUED FOR TENDER

02	ISSUED FOR TENDER	24.03.28
01	ISSUED FOR PERMIT	24.01.08
No.	REVISIONS	date
		scale
		1:25

	drawn	DNB
	last worked on by	24.04.09 TG
	checked	BRJ
	print date	2024.03.28



client
HAMILTON-WENTWORTH DISTRICT SCHOOL BOARD
20 EDUCATION COURT HAMILTON ONTARIO

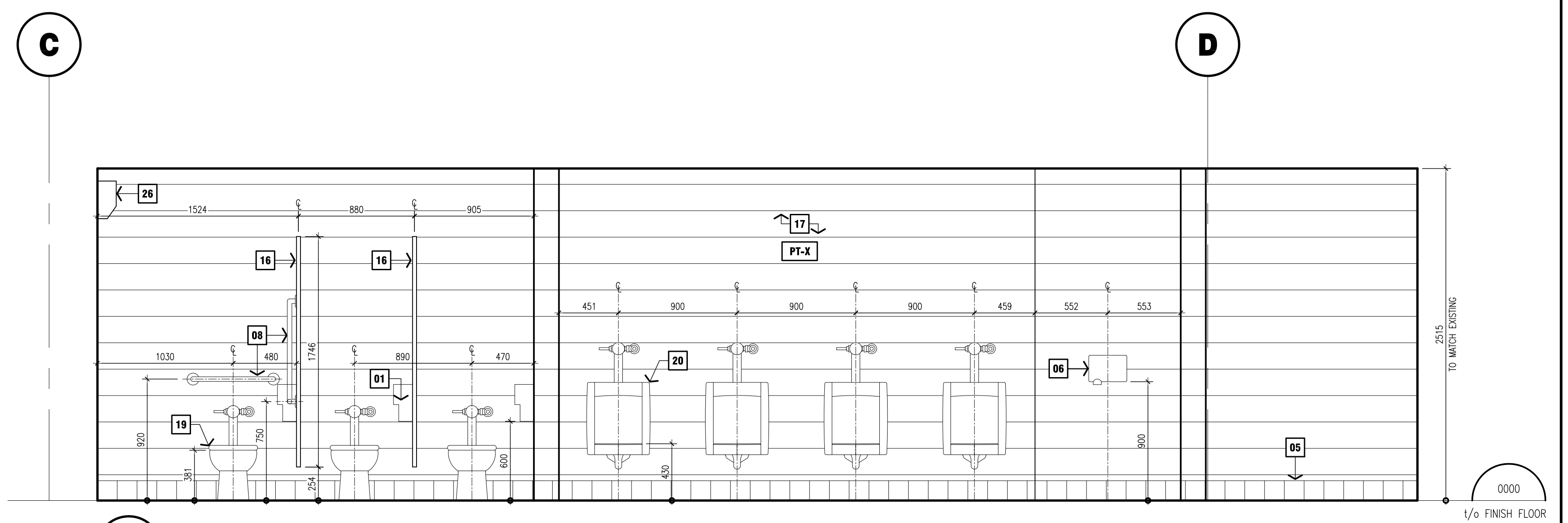
project
WATERDOWN SECONDARY SCHOOL WASHROOM & CHANGEROOM RENOVATIONS
215 PARKSIDE DRIVE WATERDOWN ONTARIO

drawing title
WASHROOM ELEVATIONS (1024)

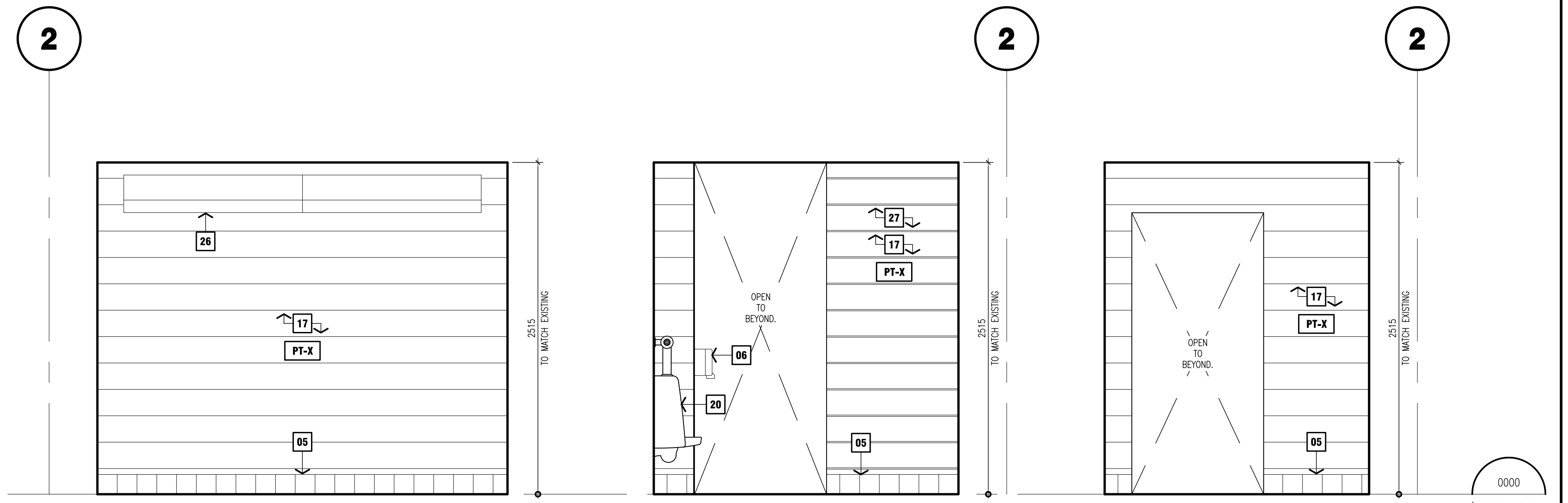
reference	
project no.	client reference number
23-075	
sheet no.	
A - 220 02	

DRAWING NOTES

- 01 TOILET PAPER DISPENSER, SUPPLIED BY OWNER & INSTALLED BY GENERAL CONTRACTOR.
- 02 SOAP DISPENSER, SUPPLIED BY OWNER & INSTALLED BY GENERAL CONTRACTOR.
- 03 SANITARY NAPKIN DISPOSAL, SUPPLIED & INSTALLED BY THE GENERAL CONTRACTOR.
- 04 TILTED MIRROR AS PER O.B.C. REQUIREMENTS, SUPPLIED & INSTALLED BY THE GENERAL CONTRACTOR.
- 05 CERAMIC TILE WALL BASE.
- 06 HAND DRYER, SUPPLIED & INSTALLED BY THE GENERAL CONTRACTOR.
- 07 RESERVED.
- 08 GRAB BAR AS PER O.B.C. REQUIREMENTS, SUPPLIED & INSTALLED BY THE GENERAL CONTRACTOR.
- 09 RESERVED.
- 10 RESERVED.
- 11 RESERVED.
- 12 RESERVED.
- 13 RESERVED.
- 14 RESERVED.
- 15 RESERVED.
- 16 WASHROOM PARTITION.
- 17 PAINTED FINISH ON WALLS.
- 18 FLOOR MOUNTED BRADLEY SINK FIXTURE.
- 19 TOILET FIXTURE.
- 20 URINAL FIXTURE.
- 21 RESERVED.
- 22 CERAMIC TILE WALL FINISH.
- 23 DOOR & FRAME TO BE PAINTED ON BOTH SIDES.
- 24 WALL MOUNTED SINK FIXTURE AS PER O.B.C. REQUIREMENTS.
- 25 WALL MOUNTED PAPER TOWEL DISPENSER, SUPPLIED & INSTALLED BY THE GENERAL CONTRACTOR.
- 26 EXISTING WALL MOUNTED HEATER UNIT TO BE CLEANED & PAINTED.
- 27 CONCRETE BLOCK WALL.
- 28 RESERVED.
- 29 RESERVED.
- 30 WASTE RECEPTACLE, SUPPLIED & INSTALLED BY THE GENERAL CONTRACTOR.
- 31 EXISTING SHOWER BASE, FLOOR & WALL TILES TO REMAIN ARE TO BE STEAM CLEANED.
- 32 ANY EXISTING WALL OR FLOOR TILES TO REMAIN, WHICH ARE DAMAGED OR STAINED, ARE TO BE REMOVED & REPLACED WITH RECLAIMED EXISTING TILES OR NEW TO MATCH EXISTING.
- 33 ALL LOOSE, MISSING OR DETERIORATED FLOOR & WALL TILE GROUT IS TO BE REMOVED & REPOINTED TO MATCH EXISTING.
- 34 WALL MOUNTED MIRROR TO BE SUPPLIED & INSTALLED BY THE GENERAL CONTRACTOR.



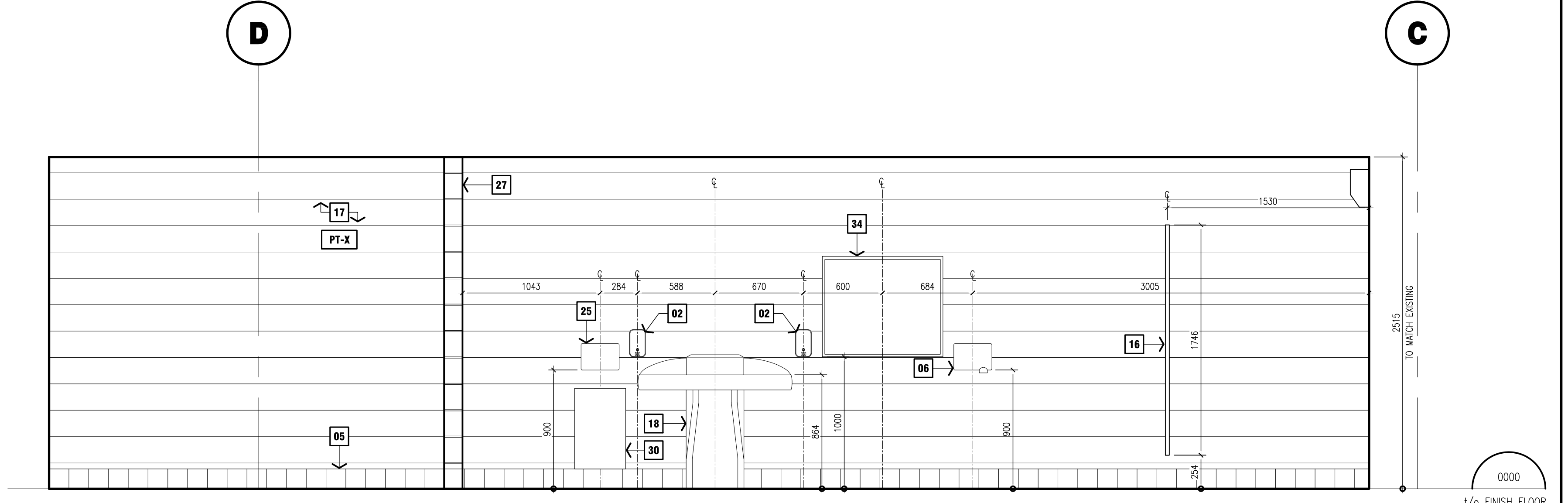
A EAST ELEVATION



B NORTH ELEVATION

C SOUTH ELEVATION

C SOUTH ELEVATION (AT ENTRY)




D WEST ELEVATION

NOTE:
This drawing and all associated documentation are the confidential property of BJC architects + assoc. inc. and must be returned upon request. Any duplication, reuse, revision and/or distribution in part or whole without the prior written authorization of BJC architects + assoc. inc. is strictly prohibited. Each contractor will check and verify all dimensions and report all errors and omissions to the design professional whose seal is affixed to this drawing. Do not scale this drawing.
The information and material herein reflect the best judgement of BJC architects + assoc. inc., in light of the information available to them at the time of preparation of these documents. Any use which a third party makes of these documents, or any reliance on or decisions to be made based on them, is the sole responsibility of such third party. BJC architects + assoc. inc. accepts no responsibility for damages, if any, suffered by any third party as a result of decisions made or actions based on these documents.
© BJC architects + assoc. inc. 2024

ISSUED FOR TENDER

02	ISSUED FOR TENDER	24.03.28
01	ISSUED FOR PERMIT	24.01.08
No.	REVISIONS	date
scale 1:25		

	drawn	DNB
	last worked on by	24.04.09 TG
	checked	BRJ
	print date	2024.03.28



client
HAMILTON-WENTWORTH DISTRICT SCHOOL BOARD
20 EDUCATION COURT
HAMILTON ONTARIO

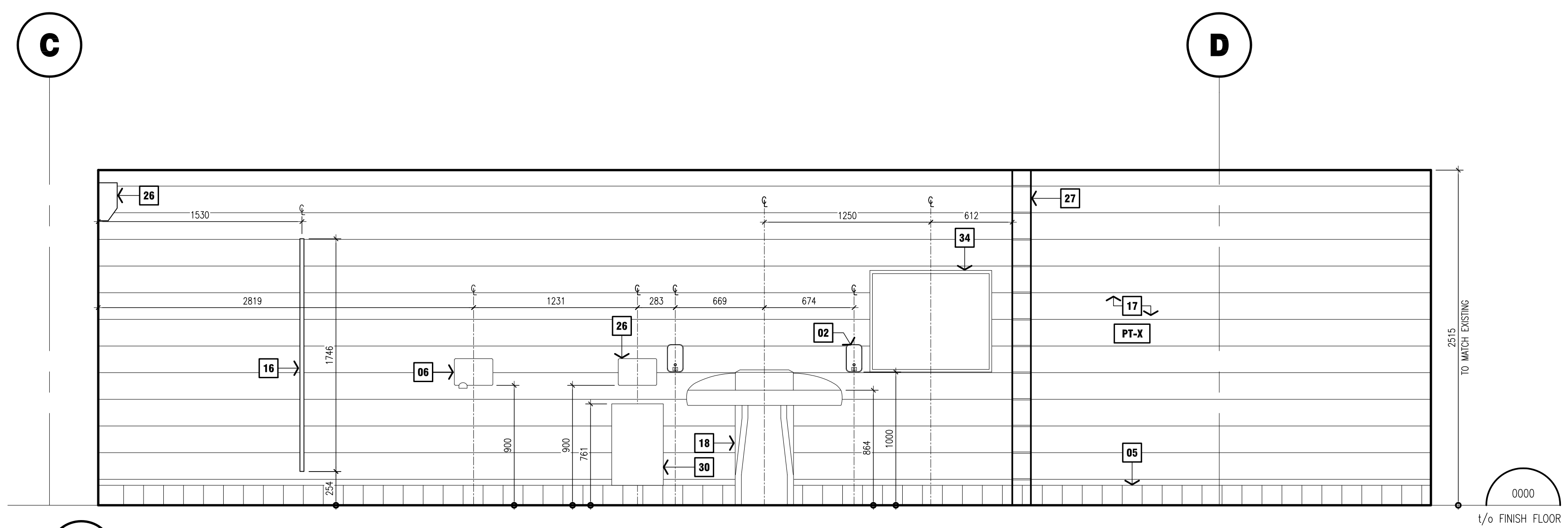
project
WATERDOWN SECONDARY SCHOOL WASHROOM & CHANGEROOM RENOVATIONS
215 PARKSIDE DRIVE
WATERDOWN ONTARIO

drawing title
WASHROOM ELEVATIONS (1026)

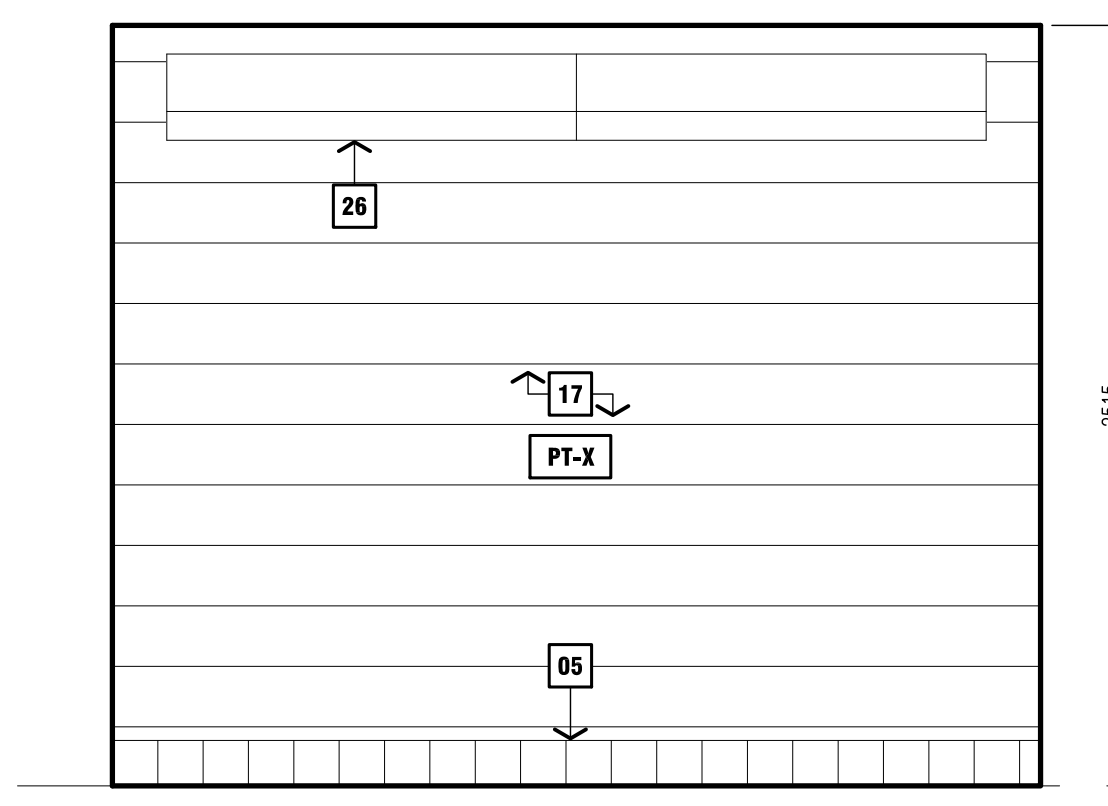
reference	
project no.	23-075
client reference number	
sheet no.	A - 221 02

DRAWING NOTES

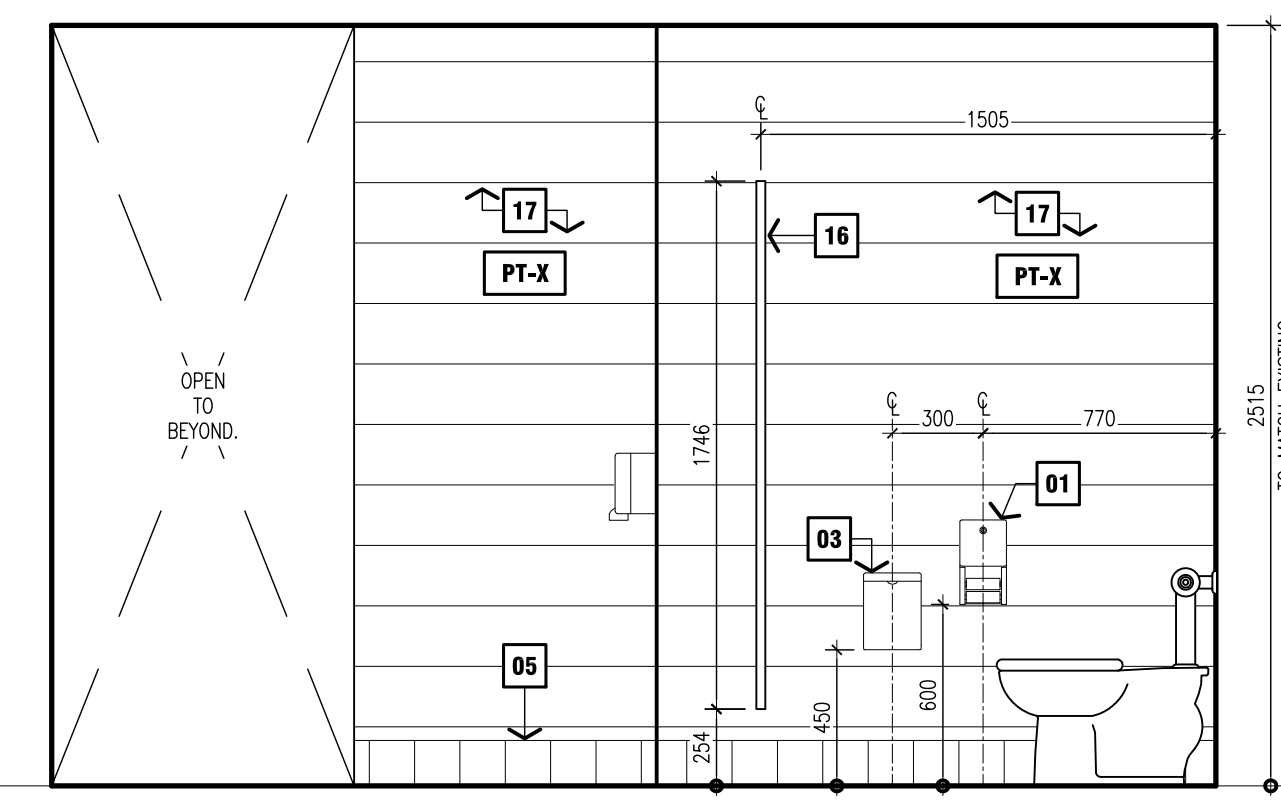
- 01** TOILET PAPER DISPENSER, SUPPLIED BY OWNER & INSTALLED BY GENERAL CONTRACTOR.
- 02** SOAP DISPENSER, SUPPLIED BY OWNER & INSTALLED BY GENERAL CONTRACTOR.
- 03** SANITARY NAPKIN DISPOSAL, SUPPLIED & INSTALLED BY THE GENERAL CONTRACTOR.
- 04** TILED MIRROR AS PER O.B.C. REQUIREMENTS, SUPPLIED & INSTALLED BY THE GENERAL CONTRACTOR.
- 05** CERAMIC TILE WALL BASE.
- 06** HAND DRYER, SUPPLIED & INSTALLED BY THE GENERAL CONTRACTOR.
- 07** RESERVED.
- 08** GRAB BAR AS PER O.B.C. REQUIREMENTS, SUPPLIED & INSTALLED BY THE GENERAL CONTRACTOR.
- 09** RESERVED.
- 10** RESERVED.
- 11** RESERVED.
- 12** RESERVED.
- 13** RESERVED.
- 14** RESERVED.
- 15** RESERVED.
- 16** WASHROOM PARTITION.
- 17** PAINTED FINISH ON WALLS.
- 18** FLOOR MOUNTED BRADLEY SINK FIXTURE.
- 19** TOILET FIXTURE.
- 20** RESERVED.
- 21** RESERVED.
- 22** RESERVED.
- 23** DOOR & FRAME TO BE PAINTED ON BOTH SIDES.
- 24** RESERVED.
- 25** WALL MOUNTED PAPER TOWEL DISPENSER, SUPPLIED & INSTALLED BY THE GENERAL CONTRACTOR.
- 26** EXISTING WALL MOUNTED HEATER UNIT TO BE CLEANED & PAINTED.
- 27** CONCRETE BLOCK WALL.
- 28** RESERVED.
- 29** RESERVED.
- 30** WASTE RECEPTACLE, SUPPLIED & INSTALLED BY THE GENERAL CONTRACTOR.
- 31** RESERVED.
- 32** ANY EXISTING WALL OR FLOOR TILES TO REMAIN, WHICH ARE DAMAGED OR STAINED, ARE TO BE REMOVED & REPLACED WITH RECLAIMED EXISTING TILES OR NEW TO MATCH EXISTING.
- 33** ALL LOOSE, MISSING OR DETERIORATED FLOOR & WALL TILE GROUT IS TO BE REMOVED & REPOINTED TO MATCH EXISTING.
- 34** MIRROR TO BE SUPPLIED & INSTALLED BY THE GENERAL CONTRACTOR.



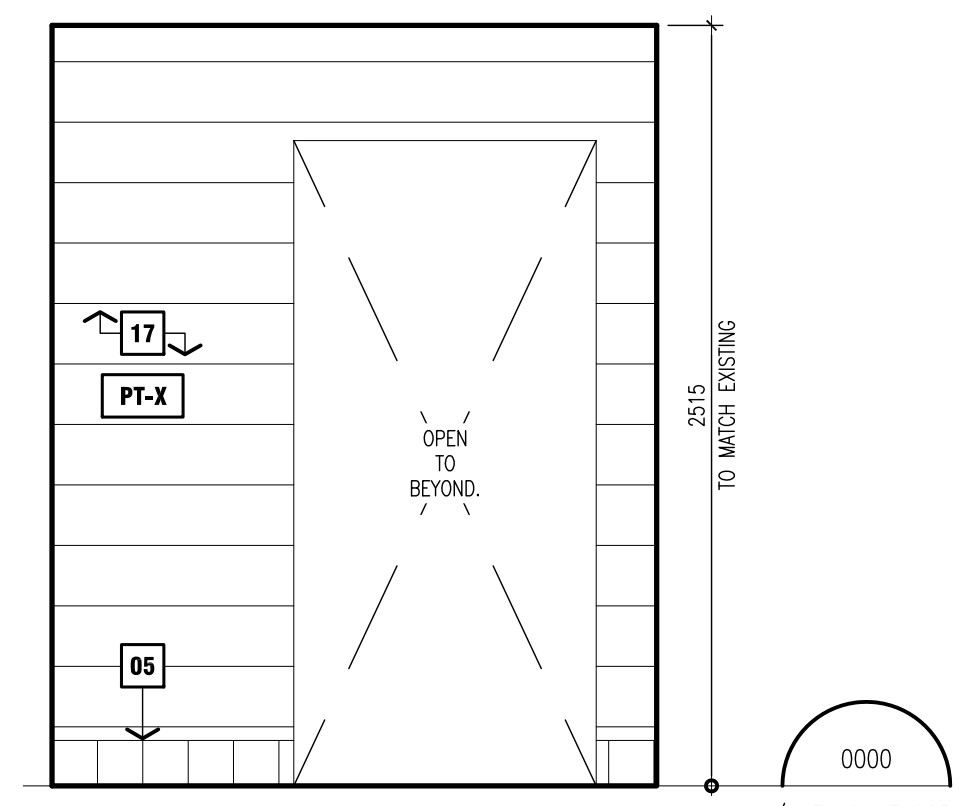
A EAST ELEVATION



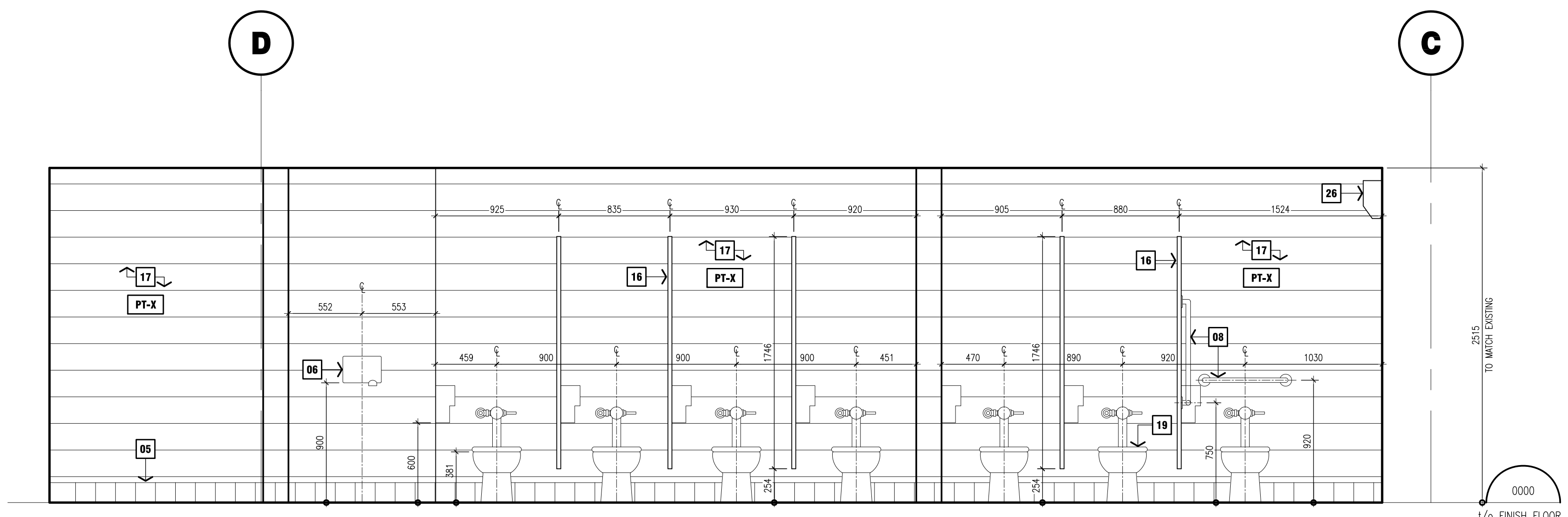
B NORTH ELEVATION



C SOUTH ELEVATION



D SOUTH ELEVATION (AT ENTRY)




E WEST ELEVATION

NOTE:
This drawing and all associated documentation are the confidential property of BJC architects + assoc. inc. and must be returned upon request. Any duplication, reuse, revision and/or distribution in part or whole without the prior written authorization of BJC architects + assoc. inc. is strictly prohibited. Each contractor will check and verify all dimensions and report all errors and omissions to the design professional whose seal is affixed to this drawing. Do not scale this drawing.
The information and material herein reflect the best judgement of BJC architects + assoc. inc., in light of the information available to them at the time of preparation of these documents. Any use which a third party makes of these documents, or any reliance on or decisions to be made based on them, is the sole responsibility of such third party. BJC architects + assoc. inc. accepts no responsibility for damages, if any, suffered by any third party as a result of decisions made or actions based on these documents.
© BJC architects + assoc. inc. 2024

ISSUED FOR TENDER

02	ISSUED FOR TENDER	24.03.28
01	ISSUED FOR PERMIT	24.01.08
No.	REVISIONS	date
scale 1:25		

	drawn	DNB
	last worked on by	24.04.09 TG
	checked	BRJ
	print date	2024.03.28



client
HAMILTON-WENTWORTH DISTRICT SCHOOL BOARD
20 EDUCATION COURT HAMILTON ONTARIO

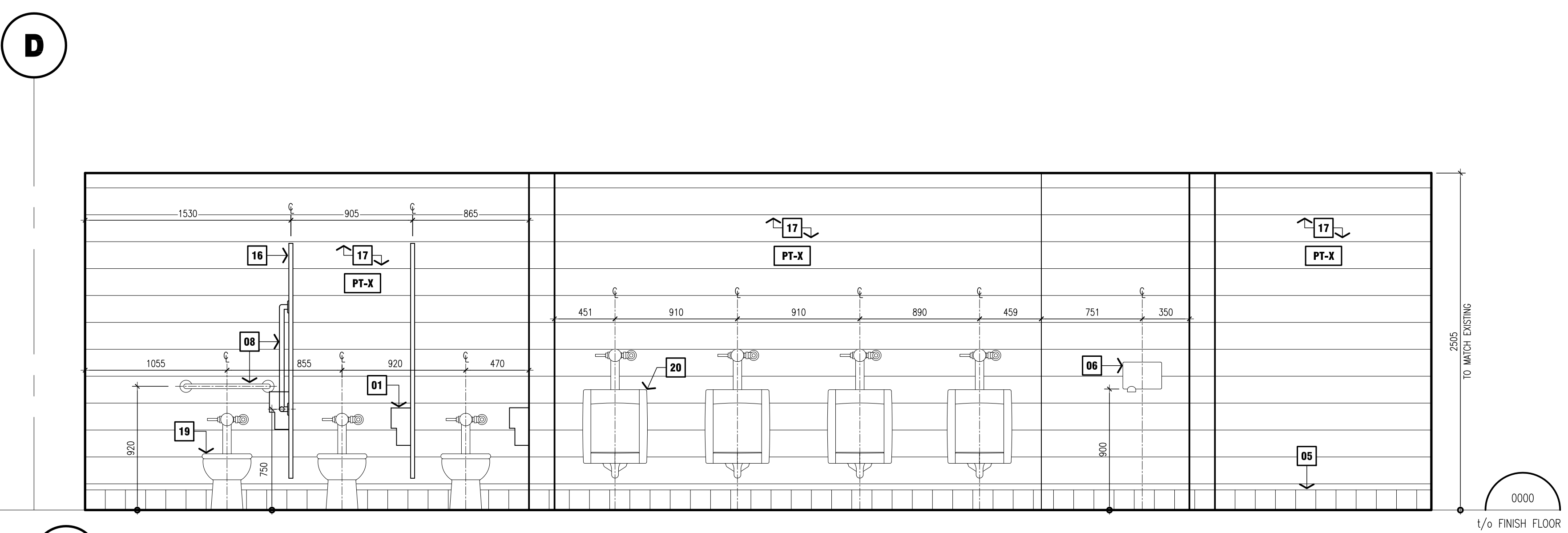
project
WATERDOWN SECONDARY SCHOOL WASHROOM & CHANGEROOM RENOVATIONS
215 PARKSIDE DRIVE WATERDOWN ONTARIO

drawing title
WASHROOM ELEVATIONS (1047)

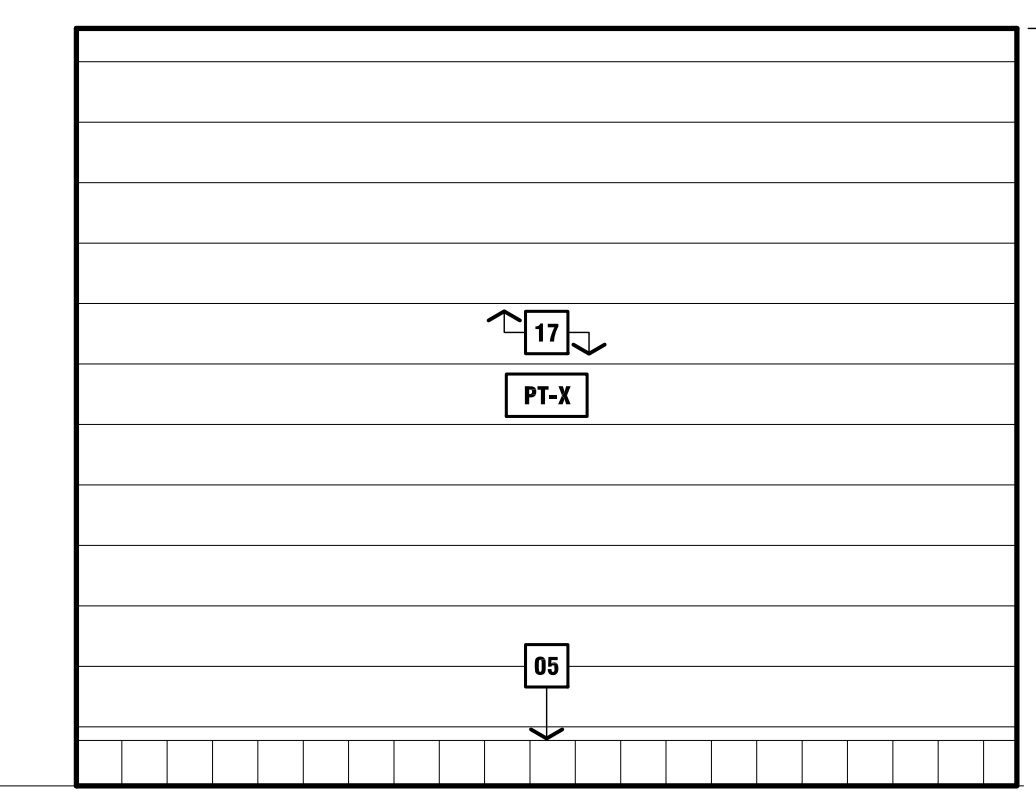
reference	project no. 23-075	client reference number
sheet no.	A - 222 02	

DRAWING NOTES

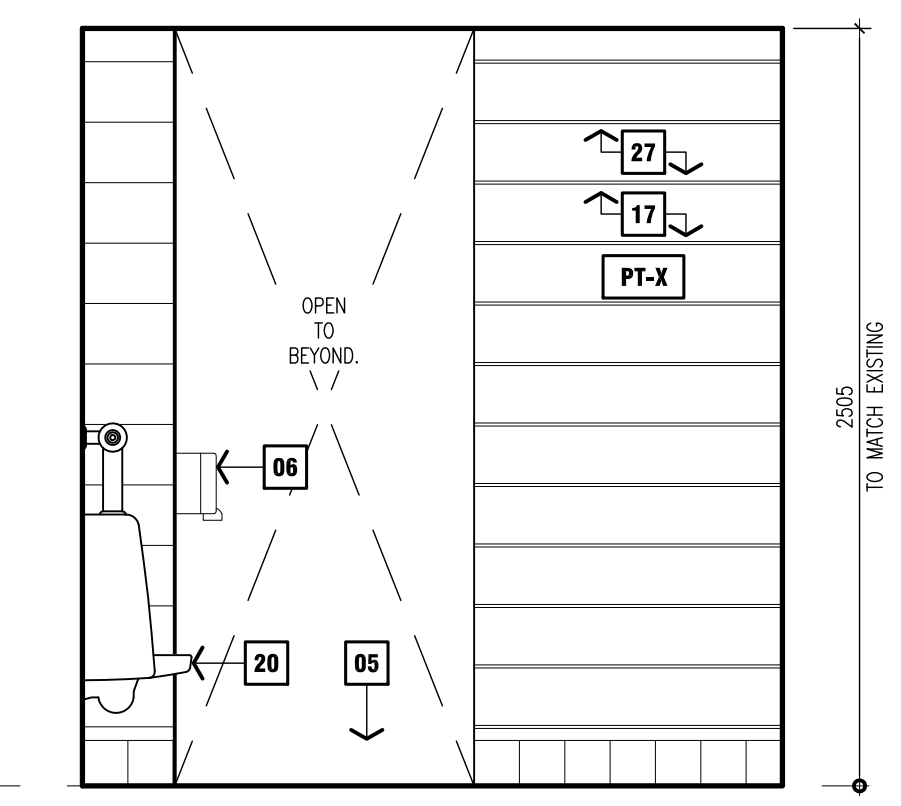
- 01** TOILET PAPER DISPENSER, SUPPLIED BY OWNER & INSTALLED BY GENERAL CONTRACTOR.
- 02** SOAP DISPENSER, SUPPLIED BY OWNER & INSTALLED BY GENERAL CONTRACTOR.
- 03** SANITARY NAPKIN DISPOSAL, SUPPLIED & INSTALLED BY THE GENERAL CONTRACTOR.
- 04** TILTED MIRROR AS PER O.B.C. REQUIREMENTS, SUPPLIED & INSTALLED BY THE GENERAL CONTRACTOR.
- 05** CERAMIC TILE WALL BASE.
- 06** HAND DRYER, SUPPLIED & INSTALLED BY THE GENERAL CONTRACTOR.
- 07** RESERVED.
- 08** GRAB BAR AS PER O.B.C. REQUIREMENTS, SUPPLIED & INSTALLED BY THE GENERAL CONTRACTOR.
- 09** RESERVED.
- 10** RESERVED.
- 11** RESERVED.
- 12** RESERVED.
- 13** RESERVED.
- 14** RESERVED.
- 15** RESERVED.
- 16** WASHROOM PARTITION.
- 17** PAINTED FINISH ON WALLS.
- 18** FLOOR MOUNTED BRADLEY SINK FIXTURE.
- 19** TOILET FIXTURE.
- 20** URINAL FIXTURE.
- 21** RESERVED.
- 22** RESERVED.
- 23** DOOR & FRAME TO BE PAINTED ON BOTH SIDES.
- 24** RESERVED.
- 25** WALL MOUNTED PAPER TOWEL DISPENSER, SUPPLIED & INSTALLED BY THE GENERAL CONTRACTOR.
- 26** RESERVED.
- 27** NEW CONCRETE BLOCK WALL.
- 28** RESERVED.
- 29** RESERVED.
- 30** WASTE RECEPTACLE, SUPPLIED & INSTALLED BY THE GENERAL CONTRACTOR.
- 31** RESERVED.
- 32** ANY EXISTING WALL OR FLOOR TILES TO REMAIN, WHICH ARE DAMAGED OR STAINED, ARE TO BE REMOVED & REPLACED WITH RECLAIMED EXISTING TILES OR NEW TO MATCH EXISTING.
- 33** ALL LOOSE, MISSING OR DETERIORATED FLOOR & WALL TILE GROUT IS TO BE REMOVED & REPOINTED TO MATCH EXISTING.
- 34** MIRROR TO BE SUPPLIED & INSTALLED BY THE GENERAL CONTRACTOR.



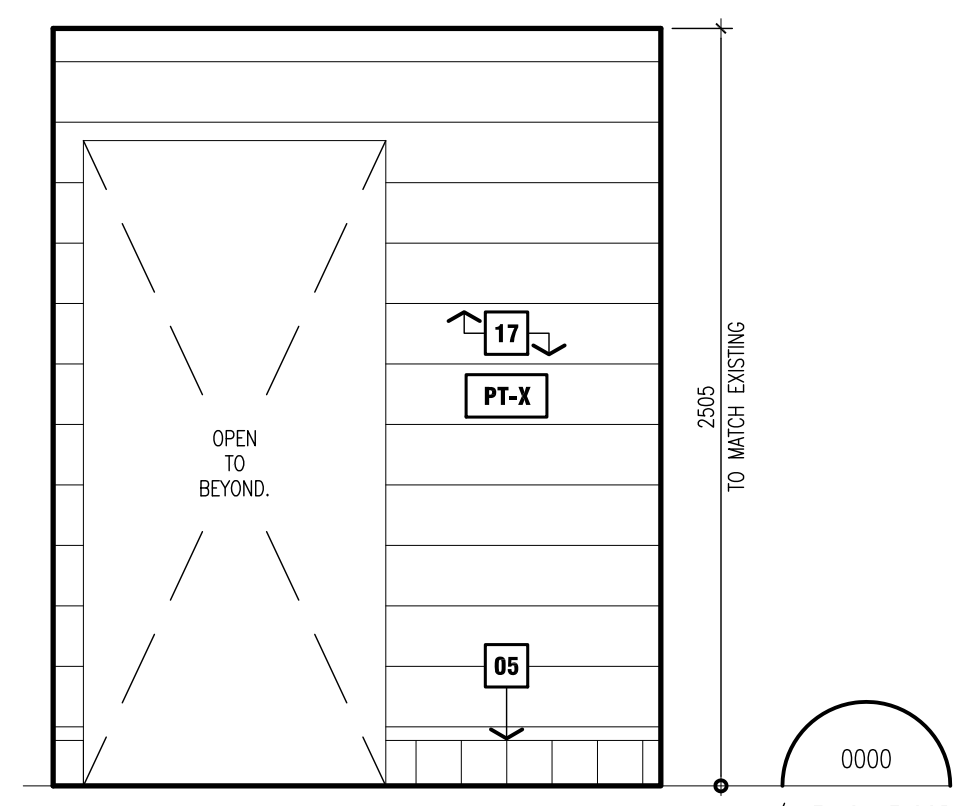
A EAST ELEVATION



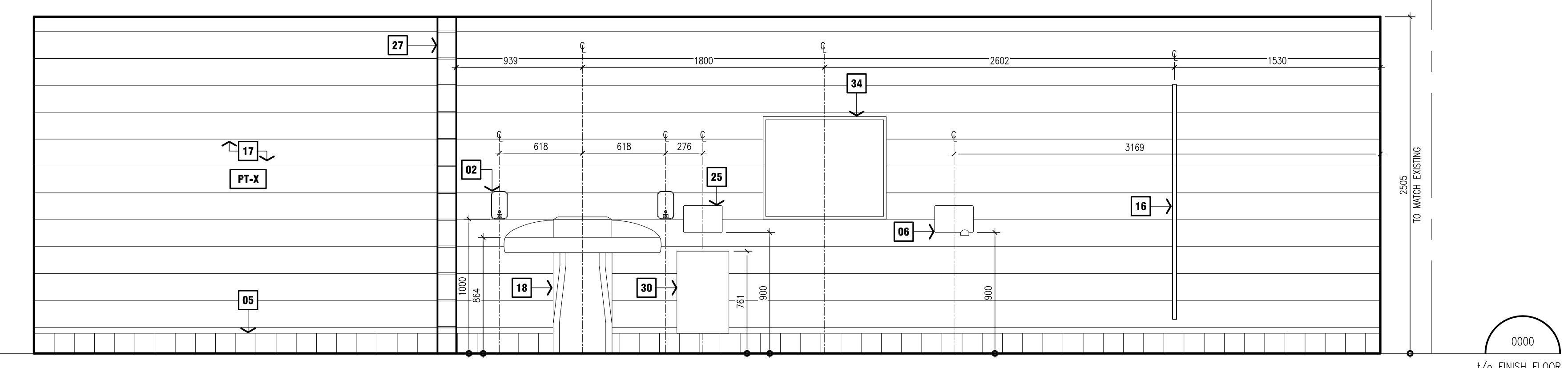
B NORTH ELEVATION



C SOUTH ELEVATION



D SOUTH ELEVATION (AT ENTRY)



E WEST ELEVATION

NOTE:
This drawing and all associated documentation are the confidential property of BJC architects + assoc. inc. and must be returned upon request. Any duplication, reuse, revision and/or distribution in part or whole without the prior written authorization of BJC architects + assoc. inc. is strictly prohibited. Each contractor will check and verify all dimensions and report all errors and omissions to the design professional whose seal is affixed to this drawing. Do not scale this drawing.
The information and material herein reflect the best judgement of BJC architects + assoc. inc., in light of the information available to them at the time of preparation of these documents. Any use which a third party makes of these documents, or any reliance on or decisions to be made based on them, is the sole responsibility of such third party. BJC architects + assoc. inc. accepts no responsibility for damages, if any, suffered by any third party as a result of decisions made or actions based on these documents. © BJC architects + assoc. inc. 2024

ISSUED FOR TENDER

02	ISSUED FOR TENDER	24.03.28
01	ISSUED FOR PERMIT	24.01.08
No.	REVISIONS	date
scale 1:25		

	drawn	DNB
	last worked on by	24.04.09 TG
	checked	BRJ
	print date	2024.03.28
	license	BSK



client
HAMILTON-WENTWORTH DISTRICT SCHOOL BOARD
20 EDUCATION COURT
HAMILTON ONTARIO

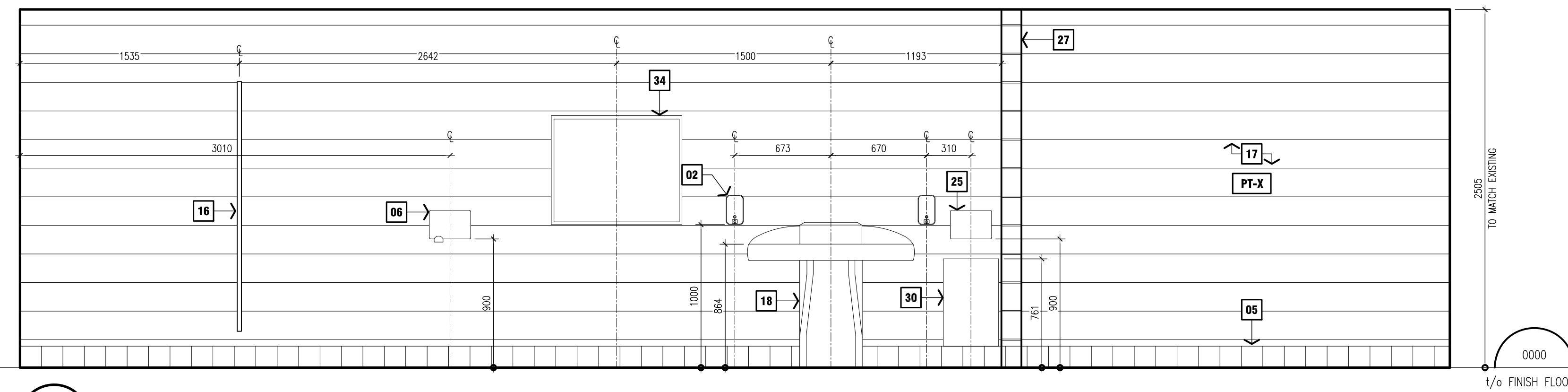
project
WATERDOWN SECONDARY SCHOOL WASHROOM & CHANGEROOM RENOVATIONS
215 PARKSIDE DRIVE
WATERDOWN ONTARIO

drawing title
WASHROOM ELEVATIONS (1049)

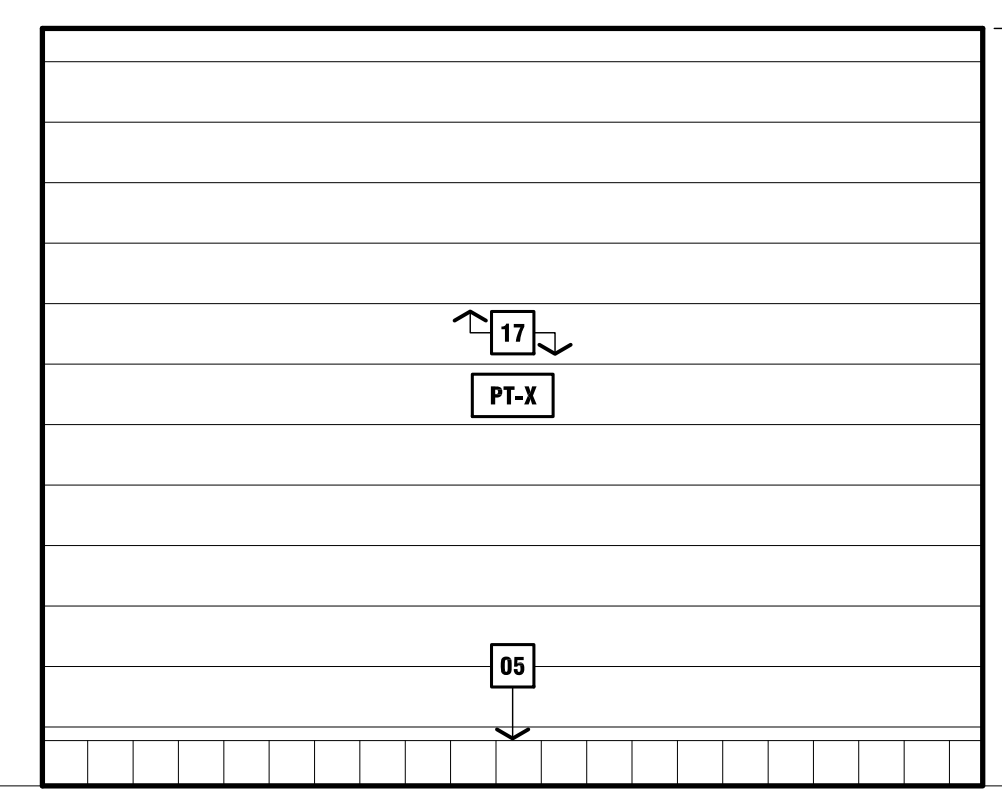
reference	project no.	client reference number
	23-075	
	sheet no.	
A - 223 02		

DRAWING NOTES

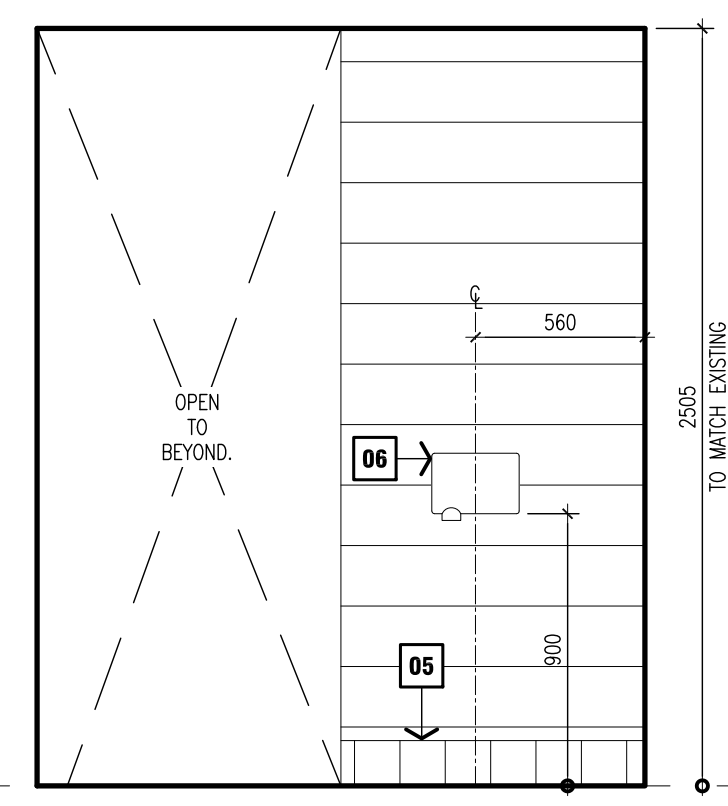
- 01 TOILET PAPER DISPENSER, SUPPLIED BY OWNER & INSTALLED BY GENERAL CONTRACTOR.
- 02 SOAP DISPENSER, SUPPLIED BY OWNER & INSTALLED BY GENERAL CONTRACTOR.
- 03 SANITARY NAPKIN DISPOSAL, SUPPLIED & INSTALLED BY THE GENERAL CONTRACTOR.
- 04 TILTED MIRROR AS PER O.B.C. REQUIREMENTS, SUPPLIED & INSTALLED BY THE GENERAL CONTRACTOR.
- 05 CERAMIC TILE WALL BASE.
- 06 HAND DRYER, SUPPLIED & INSTALLED BY THE GENERAL CONTRACTOR.
- 07 RESERVED.
- 08 GRAB BAR AS PER O.B.C. REQUIREMENTS, SUPPLIED & INSTALLED BY THE GENERAL CONTRACTOR.
- 09 RESERVED.
- 10 RESERVED.
- 11 RESERVED.
- 12 RESERVED.
- 13 RESERVED.
- 14 RESERVED.
- 15 RESERVED.
- 16 WASHROOM PARTITION.
- 17 PAINTED FINISH ON WALLS.
- 18 FLOOR MOUNTED BRADLEY SINK FIXTURE.
- 19 TOILET FIXTURE.
- 20 RESERVED.
- 21 RESERVED.
- 22 CERAMIC TILE WALL FINISH.
- 23 DOOR & FRAME TO BE PAINTED ON BOTH SIDES.
- 24 WALL MOUNTED SINK FIXTURE AS PER O.B.C. REQUIREMENTS.
- 25 WALL MOUNTED PAPER TOWEL DISPENSER, SUPPLIED & INSTALLED BY THE GENERAL CONTRACTOR.
- 26 RESERVED.
- 27 NEW CONCRETE BLOCK WALL.
- 28 RESERVED.
- 29 RESERVED.
- 30 WASTE RECEPTACLE, SUPPLIED & INSTALLED BY THE GENERAL CONTRACTOR.
- 31 RESERVED.
- 32 RESERVED.
- 33 RESERVED.
- 34 MIRROR TO BE SUPPLIED & INSTALLED BY THE GENERAL CONTRACTOR.



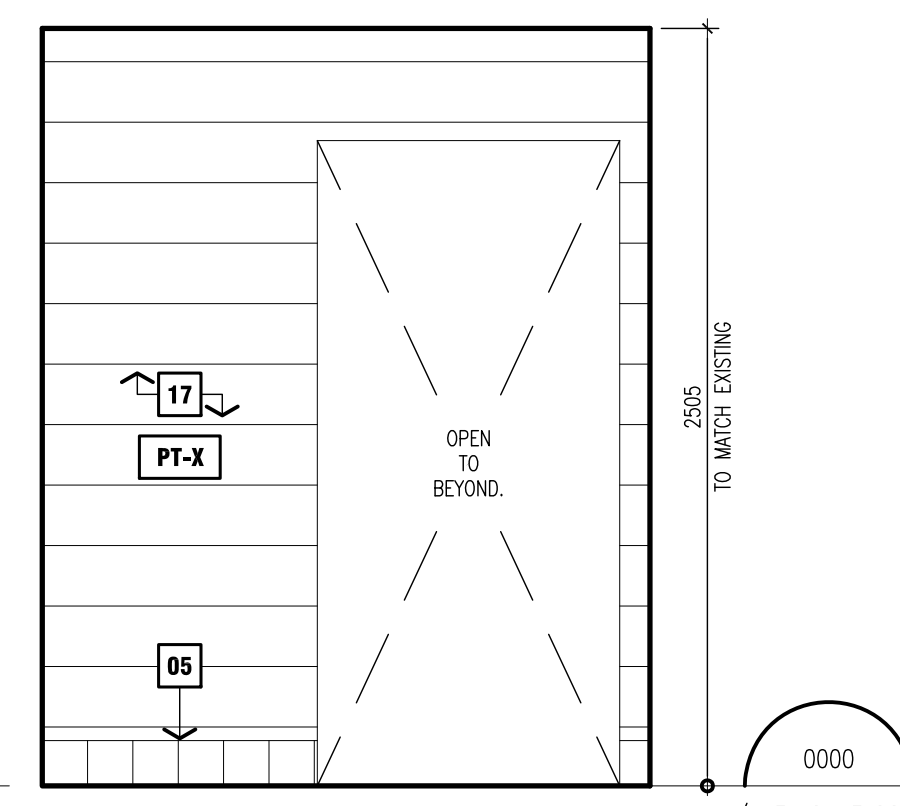
A EAST ELEVATION



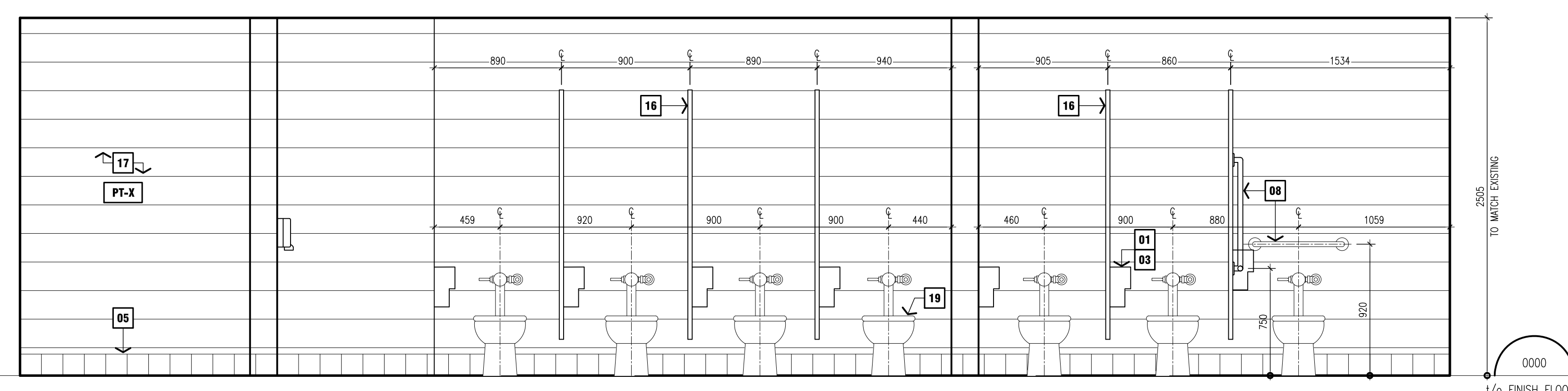
B NORTH ELEVATION



C SOUTH ELEVATION



D SOUTH ELEVATION (AT ENTRY)



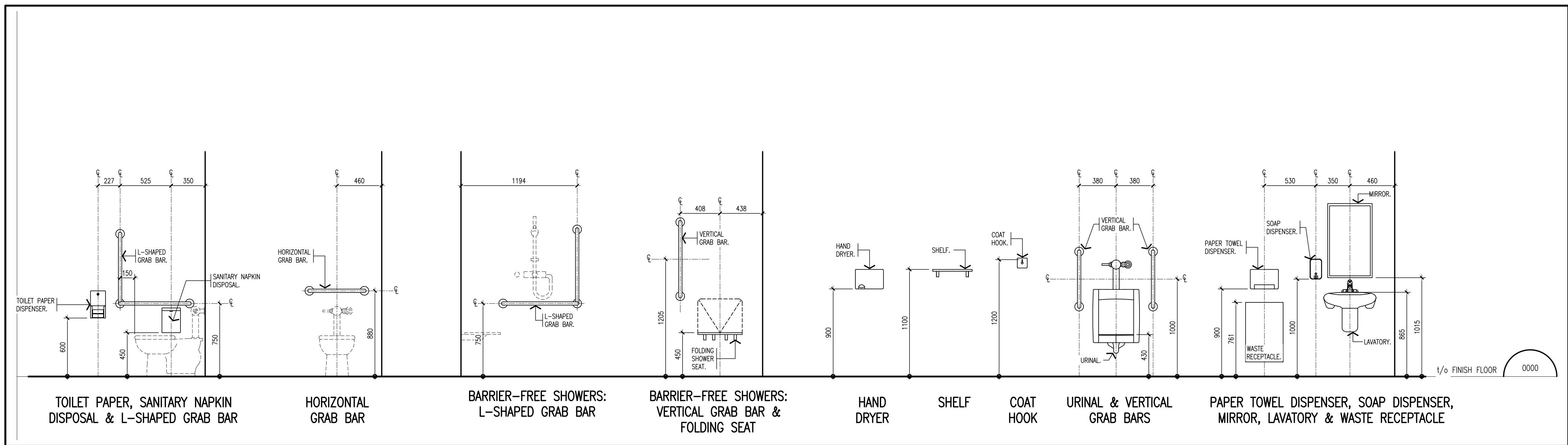
E WEST ELEVATION

1 INTERIOR ELEVATIONS GIRL'S WASHROOM 1049
FIRST FLOOR scale: 1:25

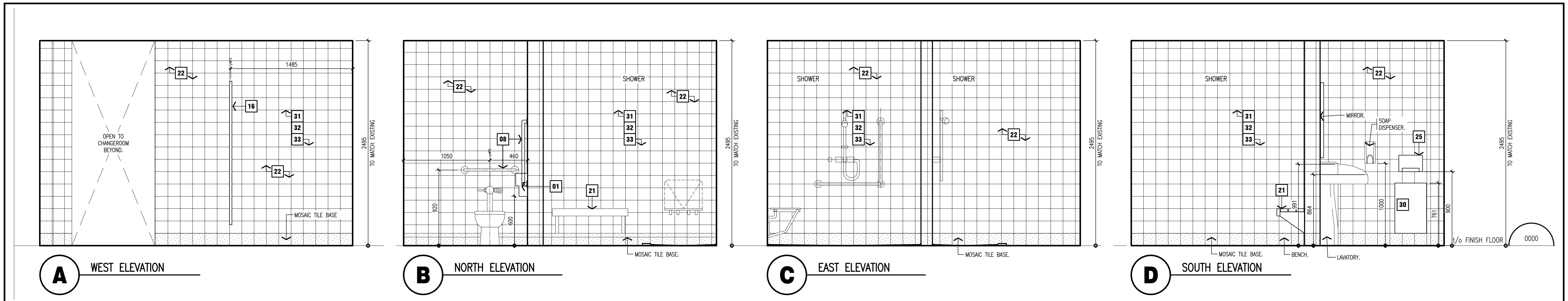
2 RESERVED scale: XXXX

DRAWING NOTES

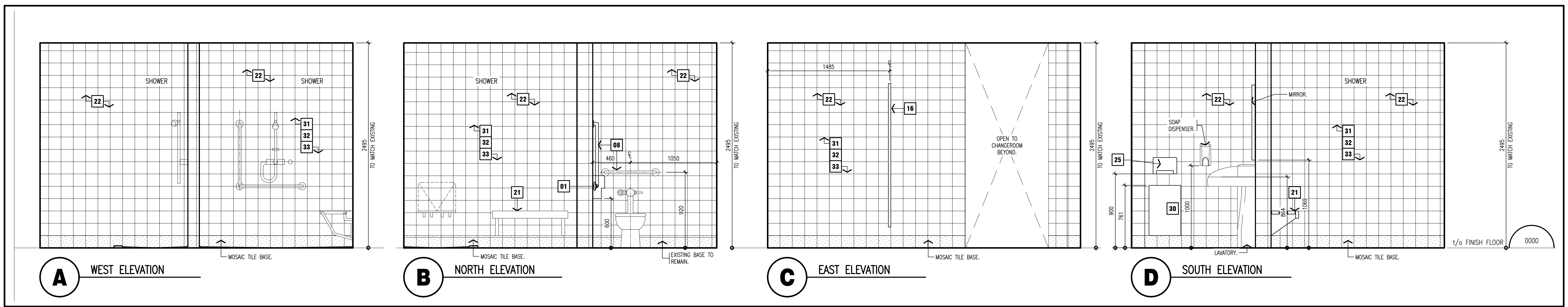
- 01 TOILET PAPER DISPENSER, SUPPLIED BY OWNER & INSTALLED BY GENERAL CONTRACTOR.
- 02 RESERVED.
- 03 RESERVED.
- 04 RESERVED.
- 05 RESERVED.
- 06 RESERVED.
- 07 RESERVED.
- 08 GRAB BAR AS PER O.B.C. REQUIREMENTS, SUPPLIED & INSTALLED BY THE GENERAL CONTRACTOR.
- 09 RESERVED.
- 10 RESERVED.
- 11 RESERVED.
- 12 RESERVED.
- 13 RESERVED.
- 14 RESERVED.
- 15 RESERVED.
- 16 WASHROOM PARTITION.
- 17 RESERVED.
- 18 RESERVED.
- 19 TOILET FIXTURE.
- 20 URINAL FIXTURE.
- 21 MILLWORK, BENCH ON STEEL SUPPORTS.
- 22 CERAMIC TILE WALL FINISH.
- 23 RESERVED.
- 24 RESERVED.
- 25 WALL MOUNTED PAPER TOWEL DISPENSER, SUPPLIED & INSTALLED BY THE GENERAL CONTRACTOR.
- 26 RESERVED.
- 27 RESERVED.
- 28 RESERVED.
- 29 RESERVED.
- 30 WASTE RECEPTACLE, SUPPLIED & INSTALLED BY THE GENERAL CONTRACTOR.
- 31 EXISTING SHOWER BASE, FLOOR & WALL TILES TO REMAIN ARE TO BE STEAM CLEANED.
- 32 ANY EXISTING WALL OR FLOOR TILES TO REMAIN, WHICH ARE DAMAGED OR STAINED, ARE TO BE REMOVED & REPLACED WITH RECLAIMED EXISTING TILES OR NEW TO MATCH EXISTING.
- 33 ALL LOOSE, MISSING OR DETERIORATED FLOOR & WALL TILE GROUT IS TO BE REMOVED & REPAINTED TO MATCH EXISTING.



1 MOUNTING HEIGHTS FOR WASHROOM EQUIPMENT & ACCESSORIES
TYPICAL
scale: 1:25



2 INTERIOR ELEVATIONS BOY'S SHOWER ROOM 1107
FIRST FLOOR
scale: 1:25



3 INTERIOR ELEVATIONS BOY'S SHOWER ROOM 1111
FIRST FLOOR
scale: 1:25

NOTE:
This drawing and all associated documentation are the confidential property of BJC architects + assoc. inc. and must be returned upon request. Any duplication, reuse, revision and/or distribution in part or whole without the prior written authorization of BJC architects + assoc. inc. is strictly prohibited. Each contractor will check and verify all dimensions and report all errors and omissions to the design professional whose seal is affixed to this drawing. Do not scale this drawing.
The information and material herein reflect the best judgement of BJC architects + assoc. inc. in light of the information available to them at the time of preparation of these documents. Any use which a third party makes of these documents, or any reliance on or decisions to be made based on them, is the sole responsibility of such third party. BJC architects + assoc. inc. accepts no responsibility for damages, if any, suffered by any third party as a result of decisions made or actions based on these documents.
© BJC architects + assoc. inc. 2024

ISSUED FOR TENDER

02	ISSUED FOR TENDER	24.03.28
01	ISSUED FOR PERMIT	24.01.08
No.	REVISIONS	date
		scale 1:25

ONTARIO ASSOCIATION OF ARCHITECTS
 DRAWN: DNB
 LAST WORKED ON: 24.04.09
 CHECKED: BRJ
 LICENSE: BSCA
 PRINT DATE: 2024.03.28

BJC
 architects + assoc. inc.

client
HAMILTON-WENTWORTH DISTRICT SCHOOL BOARD
 20 EDUCATION COURT
 HAMILTON ONTARIO

project
WATERDOWN SECONDARY SCHOOL WASHROOM & CHANGEROOM RENOVATIONS
 215 PARKSIDE DRIVE
 WATERDOWN ONTARIO

drawing title
SHOWER ROOM ELEVATIONS (1107 & 1111)

reference

project no. 23-075 client reference number

sheet no. **A - 224 02**

NOTE:
This drawing and all associated documentation are the confidential property of BJC architects + assoc. inc. and must be returned upon request. Any duplication, reuse, revision and/or distribution in part or whole without the prior written authorization of BJC architects + assoc. inc. is strictly prohibited. Each contractor will check and verify all dimensions and report all errors and omissions to the design professional whose seal is affixed to this drawing. Do not scale this drawing.
The information and material herein reflect the best judgement of BJC architects + assoc. inc. in light of the information available to them at the time of preparation of these documents. Any use which a third party makes of these documents, or any reliance on or decisions to be made based on them, is the sole responsibility of such third party. BJC architects + assoc. inc. accepts no responsibility for damages, if any, suffered by any third party as a result of decisions made or actions based on these documents.
© BJC architects + assoc. inc. 2024

ISSUED FOR TENDER

02	ISSUED FOR TENDER	24.03.28
01	ISSUED FOR PERMIT	24.01.08
No.	REVISIONS	date
scale		
1:25		

	drawn	DNB
	last worked on by	24.04.09 TG
	checked	BRJ
	print date	2024.03.28



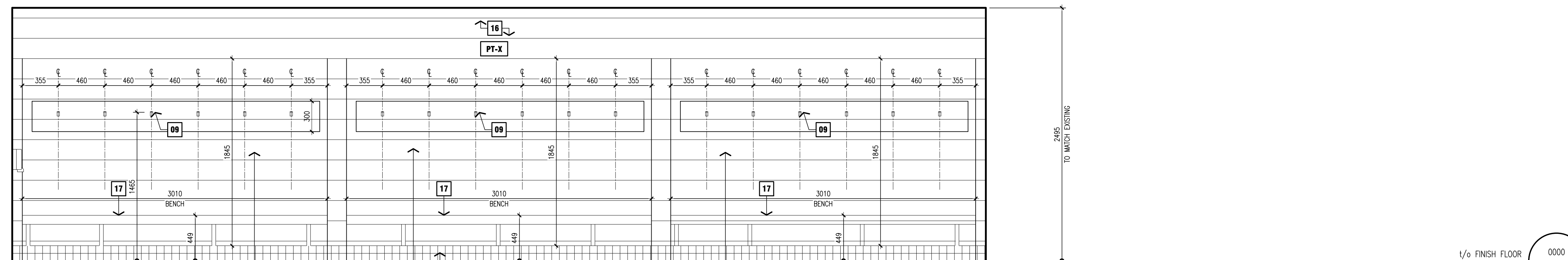
client
HAMILTON-WENTWORTH DISTRICT SCHOOL BOARD
20 EDUCATION COURT HAMILTON ONTARIO

project
WATERDOWN SECONDARY SCHOOL WASHROOM & CHANGEROOM RENOVATIONS
215 PARKSIDE DRIVE WATERDOWN ONTARIO

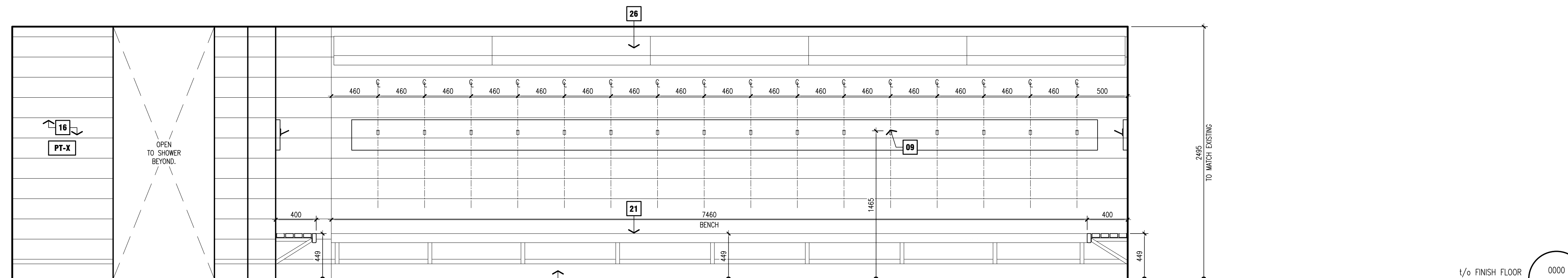
drawing title
CHANGEROOM ELEVATIONS (1108)

reference	
project no.	23-075
client reference number	
sheet no.	

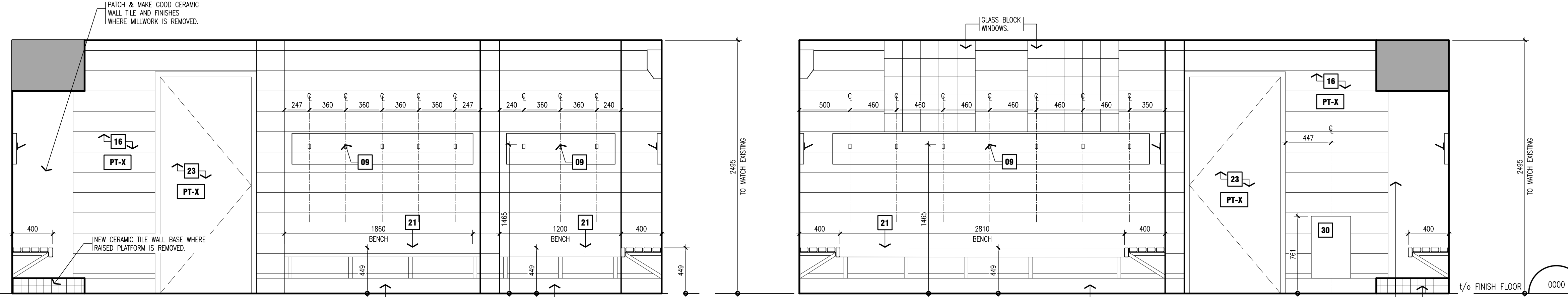
A - 225 02



A WEST ELEVATION



B EAST ELEVATION



C NORTH ELEVATION

D SOUTH ELEVATION

DRAWING NOTES

- 01 RESERVED.
- 02 SOAP DISPENSER, SUPPLIED BY OWNER & INSTALLED BY GENERAL CONTRACTOR.
- 03 RESERVED.
- 04 TILTED MIRROR AS PER O.B.C. REQUIREMENTS, SUPPLIED & INSTALLED BY THE GENERAL CONTRACTOR.
- 05 RESERVED.
- 06 HAND DRYER, SUPPLIED & INSTALLED BY THE GENERAL CONTRACTOR.
- 07 RESERVED.
- 08 RESERVED.
- 09 COAT HOOK MOUNTED ON PAINTED 38x200 WOOD BACKER BOARD SECURED TO EXISTING BLOCK WALL, SUPPLIED & INSTALLED BY THE GENERAL CONTRACTOR.
- 10 RESERVED.
- 11 RESERVED.
- 12 RESERVED.
- 13 RESERVED.
- 14 RESERVED.
- 15 RESERVED.
- 16 PAINTED FINISH ON WALLS.
- 17 NEW WOOD BENCH BOARDS ON EXISTING STEEL BRACKETS.
- 18 FLOOR MOUNTED BRADLEY SINK FIXTURE.
- 19 RESERVED.
- 20 RESERVED.
- 21 MILLWORK BENCH TO BE SANDED & REFINISHED ON EXISTING REFINISHED STEEL SUPPORTS, PATCH & REPLACE ANY BROKEN, DAMAGED OR MISSING PIECES.
- 22 RESERVED.
- 23 DOOR & FRAME TO BE PAINTED ON BOTH SIDES.
- 24 RESERVED.
- 25 RESERVED.
- 26 EXISTING WALL MOUNTED HEATER UNIT TO BE CLEANED & PAINTED.
- 27 RESERVED.
- 28 RESERVED.
- 29 RESERVED.
- 30 WASTE RECEPTACLE, SUPPLIED & INSTALLED BY THE GENERAL CONTRACTOR.
- 31 RESERVED.
- 32 RESERVED.
- 33 RESERVED.

NOTE:
This drawing and all associated documentation are the confidential property of BJC architects + assoc. inc. and must be returned upon request. Any duplication, reuse, revision and/or distribution in part or whole without the prior written authorization of BJC architects + assoc. inc. is strictly prohibited. Each contractor will check and verify all dimensions and report all errors and omissions to the design professional whose seal is affixed to this drawing. Do not scale this drawing.
The information and material herein reflect the best judgement of BJC architects + assoc. inc. in light of the information available to them at the time of preparation of these documents. Any use which a third party makes of these documents, or any reliance on or decisions to be made based on them, is the sole responsibility of such third party. BJC architects + assoc. inc. accepts no responsibility for damages, if any, suffered by any third party as a result of decisions made or actions based on these documents. © BJC architects + assoc. inc. 2024

ISSUED FOR TENDER

02	ISSUED FOR TENDER	24.03.28
01	ISSUED FOR PERMIT	24.01.08
No.	REVISIONS	date
		scale
		1:25

	drawn	DNB
	last worked on by	24.04.09 TG
	checked	BRJ
	print date	2024-03-28
	print scale	



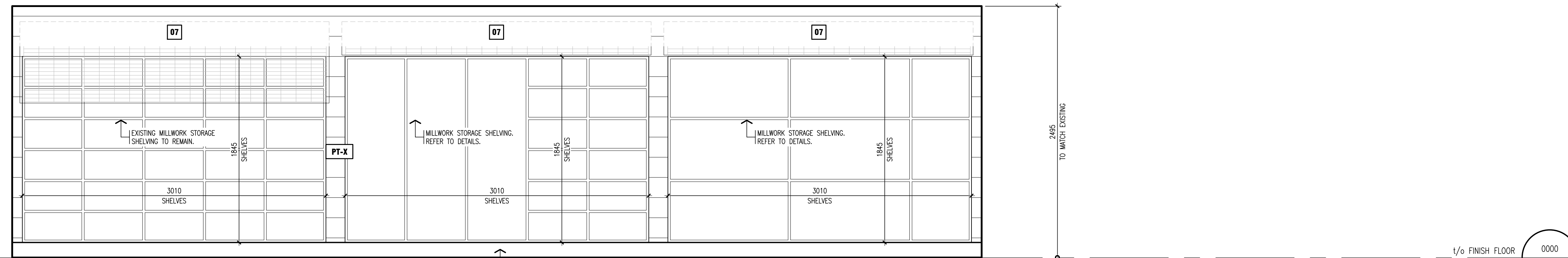
client
HAMILTON-WENTWORTH DISTRICT SCHOOL BOARD
20 EDUCATION COURT HAMILTON ONTARIO

project
WATERDOWN SECONDARY SCHOOL WASHROOM & CHANGEROOM RENOVATIONS
215 PARKSIDE DRIVE WATERDOWN ONTARIO

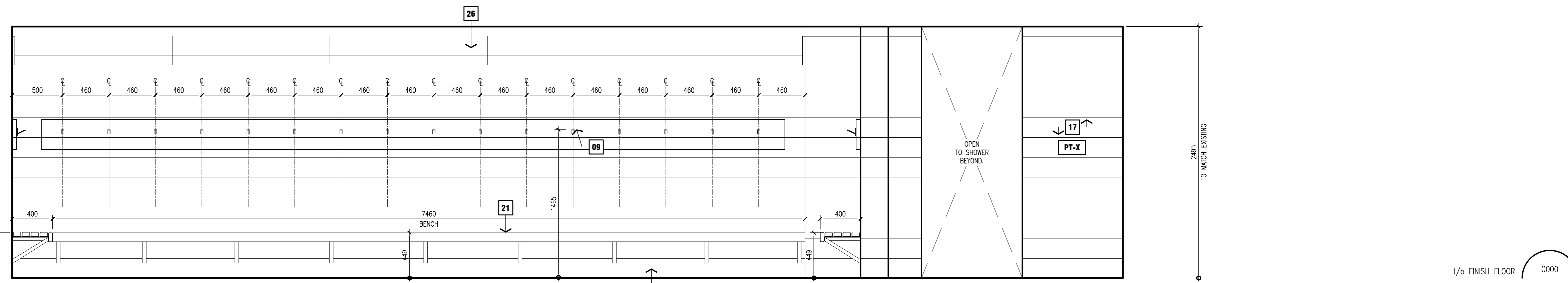
drawing title
CHANGEROOM ELEVATIONS (1110)

reference	project no.	client reference number
	23-075	
	sheet no.	

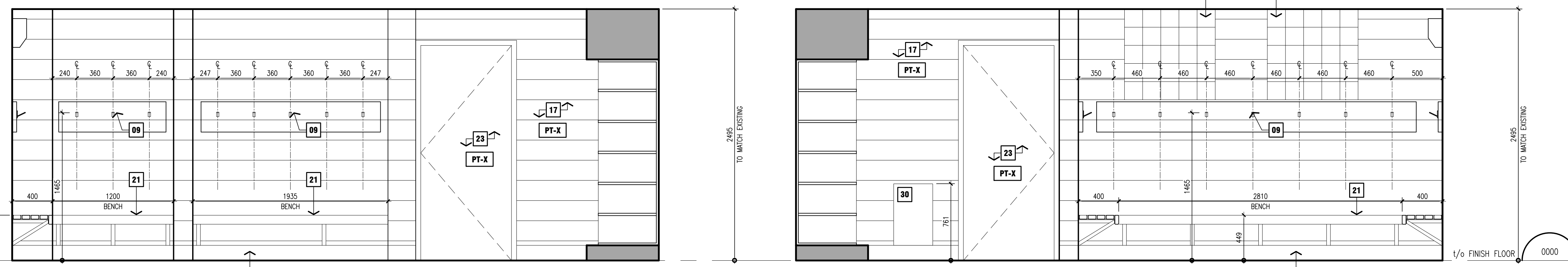
A - 226 02



A EAST ELEVATION



B WEST ELEVATION



C NORTH ELEVATION

D SOUTH ELEVATION

DRAWING NOTES

- 01 RESERVED.
- 02 SOAP DISPENSER, SUPPLIED BY OWNER & INSTALLED BY GENERAL CONTRACTOR.
- 03 RESERVED.
- 04 TILTED MIRROR AS PER O.B.C. REQUIREMENTS, SUPPLIED & INSTALLED BY THE GENERAL CONTRACTOR.
- 05 RESERVED.
- 06 HAND DRYER, SUPPLIED & INSTALLED BY THE GENERAL CONTRACTOR.
- 07 NEW HEAVY DUTY OVERHEAD ROLLER SHUTTERS & TRACKS C/W O.H. SHROUDS.
- 08 RESERVED.
- 09 COAT HOOK MOUNTED ON PAINTED 58x300 WOOD BACKER BOARD SECURED TO EXISTING BLOCK WALL. SUPPLIED & INSTALLED BY THE GENERAL CONTRACTOR.
- 10 RESERVED.
- 11 RESERVED.
- 12 RESERVED.
- 13 RESERVED.
- 14 RESERVED.
- 15 RESERVED.
- 16 RESERVED.
- 17 PAINTED FINISH ON WALLS.
- 18 FLOOR MOUNTED BRADLEY SINK FIXTURE.
- 19 RESERVED.
- 20 RESERVED.
- 21 MILLWORK BENCH TO BE SANDED & REFINISHED ON EXISTING REFINISHED STEEL SUPPORTS. PATCH & REPLACE ANY BROKEN, DAMAGED OR MISSING PIECES.
- 22 RESERVED.
- 23 DOOR & FRAME TO BE PAINTED ON BOTH SIDES.
- 24 RESERVED.
- 25 RESERVED.
- 26 EXISTING WALL MOUNTED HEATER UNIT TO BE CLEANED & PAINTED.
- 27 RESERVED.
- 28 RESERVED.
- 29 WASTE RECEPTACLE, SUPPLIED & INSTALLED BY THE GENERAL CONTRACTOR.
- 30 RESERVED.
- 31 RESERVED.
- 32 RESERVED.
- 33 RESERVED.

DRAWING NOTES

- 01** TOILET PAPER DISPENSER, SUPPLIED BY OWNER & INSTALLED BY GENERAL CONTRACTOR.
- 02** RESERVED.
- 03** SANITARY NAPKIN DISPOSAL, SUPPLIED & INSTALLED BY THE GENERAL CONTRACTOR.
- 04** RESERVED.
- 05** RESERVED.
- 06** RESERVED.
- 07** RESERVED.
- 08** GRAB BAR AS PER O.B.C. REQUIREMENTS, SUPPLIED & INSTALLED BY THE GENERAL CONTRACTOR.
- 09** RESERVED.
- 10** RESERVED.
- 11** RESERVED.
- 12** RESERVED.
- 13** RESERVED.
- 14** RESERVED.
- 15** RESERVED.
- 16** WASHROOM PARTITION.
- 17** RESERVED.
- 18** RESERVED.
- 19** TOILET FIXTURE.
- 20** URINAL FIXTURE.
- 21** MILLWORK BENCH ON STEEL SUPPORTS.
- 22** RESERVED.
- 23** RESERVED.
- 24** RESERVED.
- 25** RESERVED.
- 26** RESERVED.
- 27** RESERVED.
- 28** RESERVED.
- 29** RESERVED.
- 30** RESERVED.
- 31** EXISTING SHOWER BASE, FLOOR & WALL TILES TO REMAIN ARE TO BE STEAM CLEANED.
- 32** ANY EXISTING WALL OR FLOOR TILES TO REMAIN, WHICH ARE DAMAGED OR STAINED, ARE TO BE REMOVED & REPLACED WITH RECLAIMED EXISTING TILES OR NEW TO MATCH EXISTING.
- 33** ALL LOOSE, MISSING OR DETERIORATED FLOOR & WALL TILE GROUT IS TO BE REMOVED & REPOINTED TO MATCH EXISTING.
- 34** WALL-MOUNTED FOLDABLE SHOWER BENCH.

NOTE:
This drawing and all associated documentation are the confidential property of BJC architects + assoc. inc. and must be returned upon request. Any duplication, reuse, revision and/or distribution in part or whole without the prior written authorization of BJC architects + assoc. inc. is strictly prohibited. Each contractor will check and verify all dimensions and report all errors and omissions to the design professional whose seal is affixed to this drawing. Do not scale this drawing.
The information and material herein reflect the best judgement of BJC architects + assoc. inc. in light of the information available to them at the time of preparation of these documents. Any use which a third party makes of these documents, or any reliance on or decisions to be made based on them, is the sole responsibility of such third party. BJC architects + assoc. inc. accepts no responsibility for damages, if any, suffered by any third party as a result of decisions made or actions based on these documents. © BJC architects + assoc. inc. 2024

ISSUED FOR TENDER

02	ISSUED FOR TENDER	24.03.28
01	ISSUED FOR PERMIT	24.01.08
No.	REVISIONS	date
		scale: 1:25

	drawn	DNB
	last worked on by	TG
	checked	BRJ
	print date	2024-03-28
	BASE	



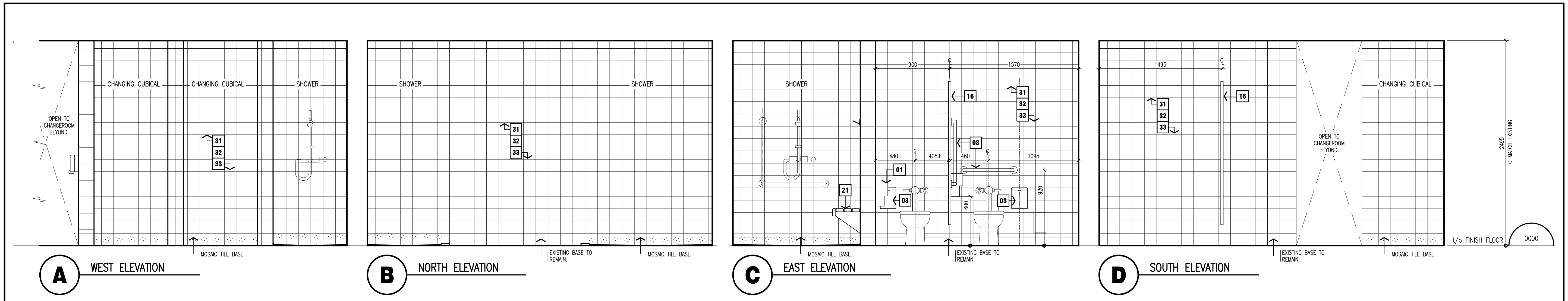
client
HAMILTON-WENTWORTH DISTRICT SCHOOL BOARD
20 EDUCATION COURT
HAMILTON ONTARIO

project
WATERDOWN SECONDARY SCHOOL WASHROOM & CHANGEROOM RENOVATIONS
215 PARKSIDE DRIVE
WATERDOWN ONTARIO

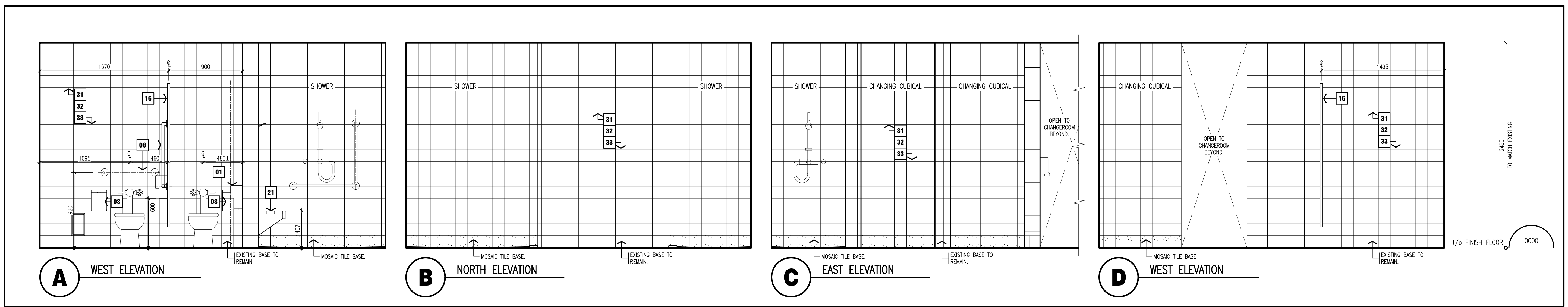
drawing title
SHOWER ROOM ELEVATIONS (1117 & 1119)

reference	
project no.	23-075
client reference number	
sheet no.	A - 228 02

1 RESERVED scale: 1:25



2 INTERIOR ELEVATIONS GIRL'S SHOWER ROOM 1117 FIRST FLOOR scale: 1:25



3 INTERIOR ELEVATIONS GIRL'S SHOWER ROOM 1119 FIRST FLOOR scale: 1:25

NOTE:
This drawing and all associated documentation are the confidential property of BJC architects + assoc. inc. and must be returned upon request. Any duplication, reuse, revision and/or distribution in part or whole without the prior written authorization of BJC architects + assoc. inc. is strictly prohibited. Each contractor will check and verify all dimensions and report all errors and omissions to the design professional whose seal is affixed to this drawing. Do not scale this drawing.
The information and material herein reflect the best judgement of BJC architects + assoc. inc. in light of the information available to them at the time of preparation of these documents. Any use which a third party makes of these documents, or any reliance on or decisions to be made based on them, is the sole responsibility of such third party. BJC architects + assoc. inc. accepts no responsibility for damages, if any, suffered by any third party as a result of decisions made or actions based on these documents.
© BJC architects + assoc. inc. 2024

ISSUED FOR TENDER

02	ISSUED FOR TENDER	24.03.28
01	ISSUED FOR PERMIT	24.01.08
No.	REVISIONS	date
		scale
		1:25

	drawn	DNB
	last worked on by	24.04.09
	checked	TG
	BRJ	
	print date	2024-03-28



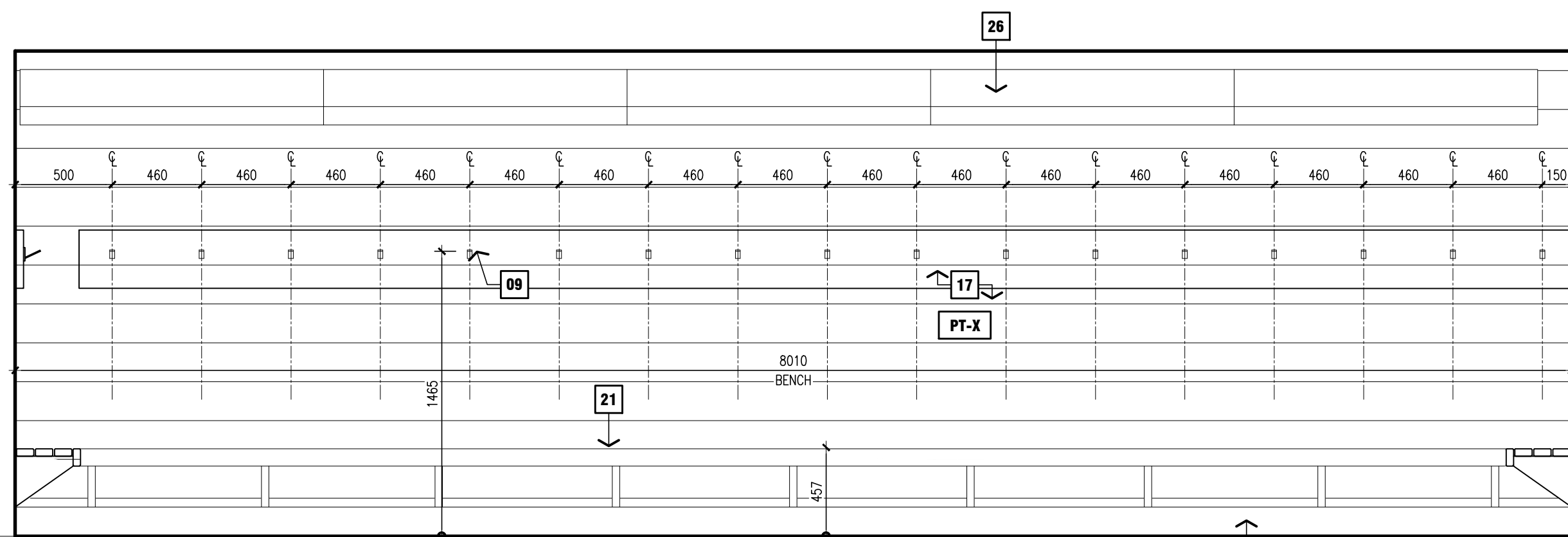
client
HAMILTON-WENTWORTH DISTRICT SCHOOL BOARD
20 EDUCATION COURT
HAMILTON ONTARIO

project
WATERDOWN SECONDARY SCHOOL WASHROOM & CHANGEROOM RENOVATIONS
215 PARKSIDE DRIVE
WATERDOWN ONTARIO

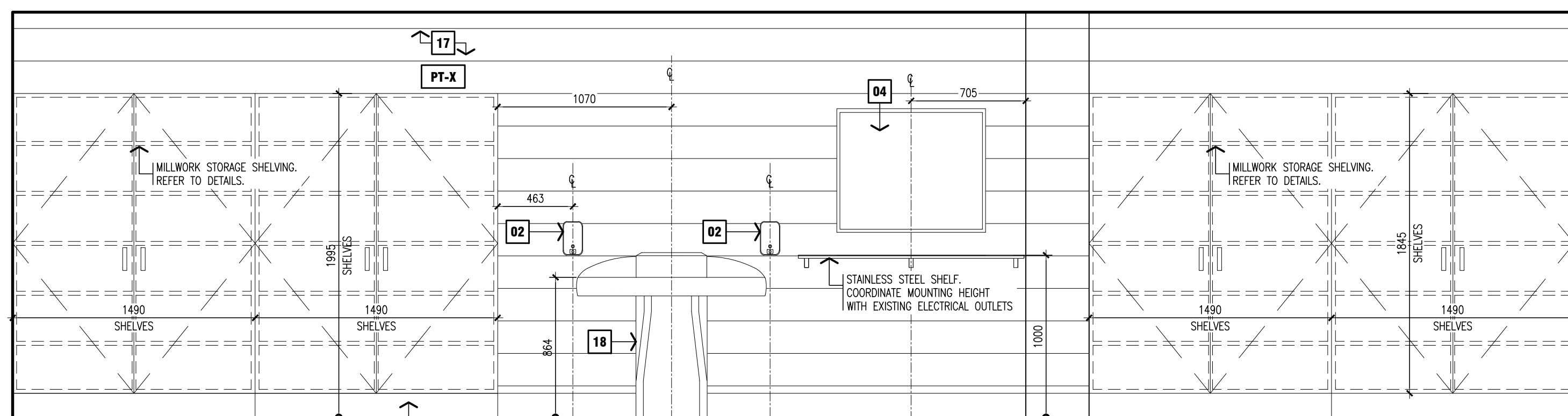
drawing title
CHANGEROOM ELEVATIONS (1120)

reference	project no.	client reference number
	23-075	
	sheet no.	

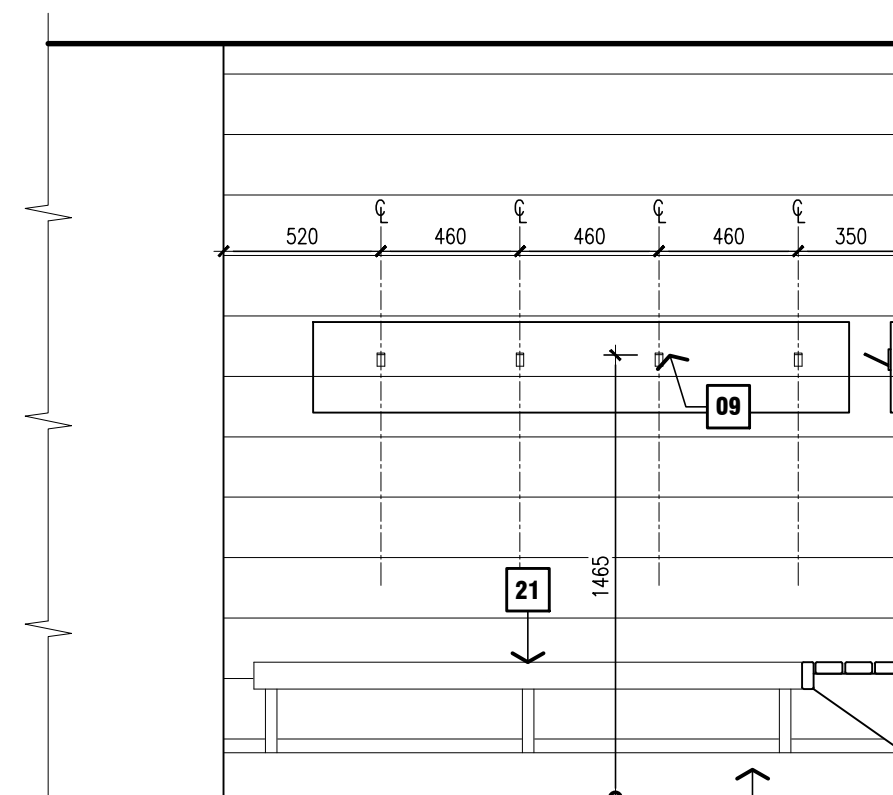
A - 229 02



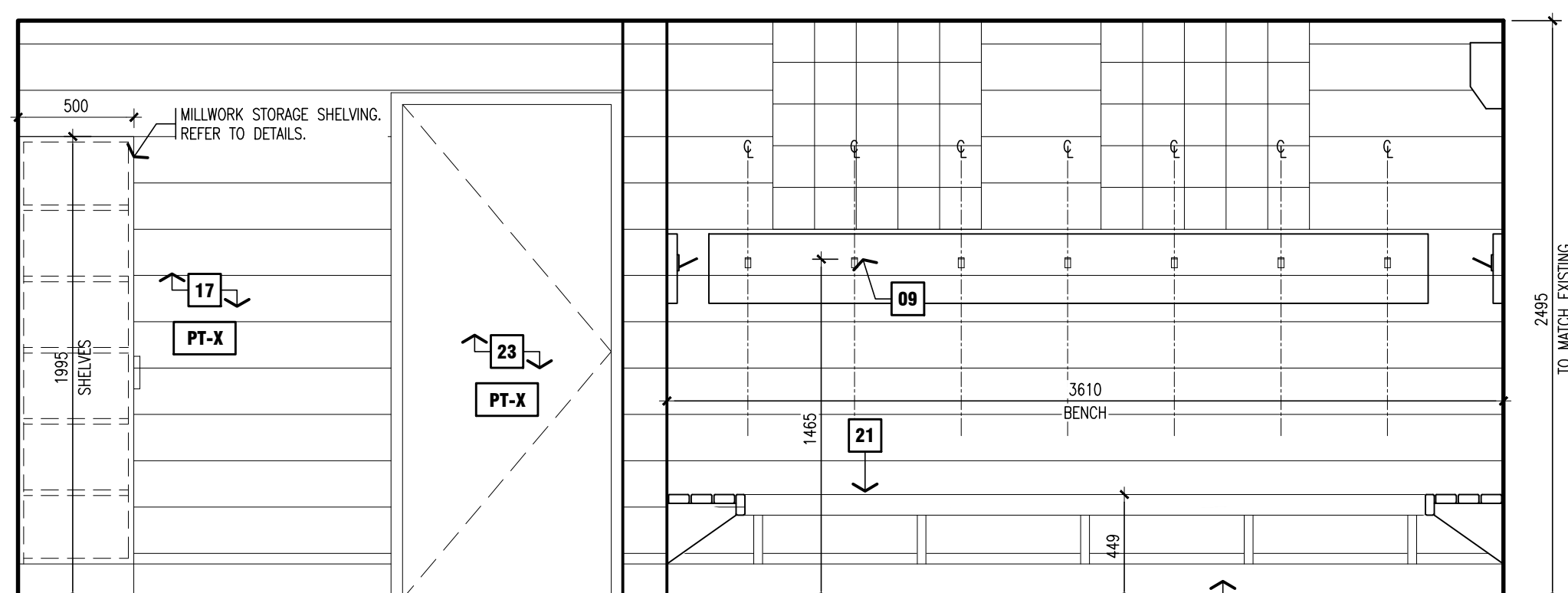
A WEST ELEVATION



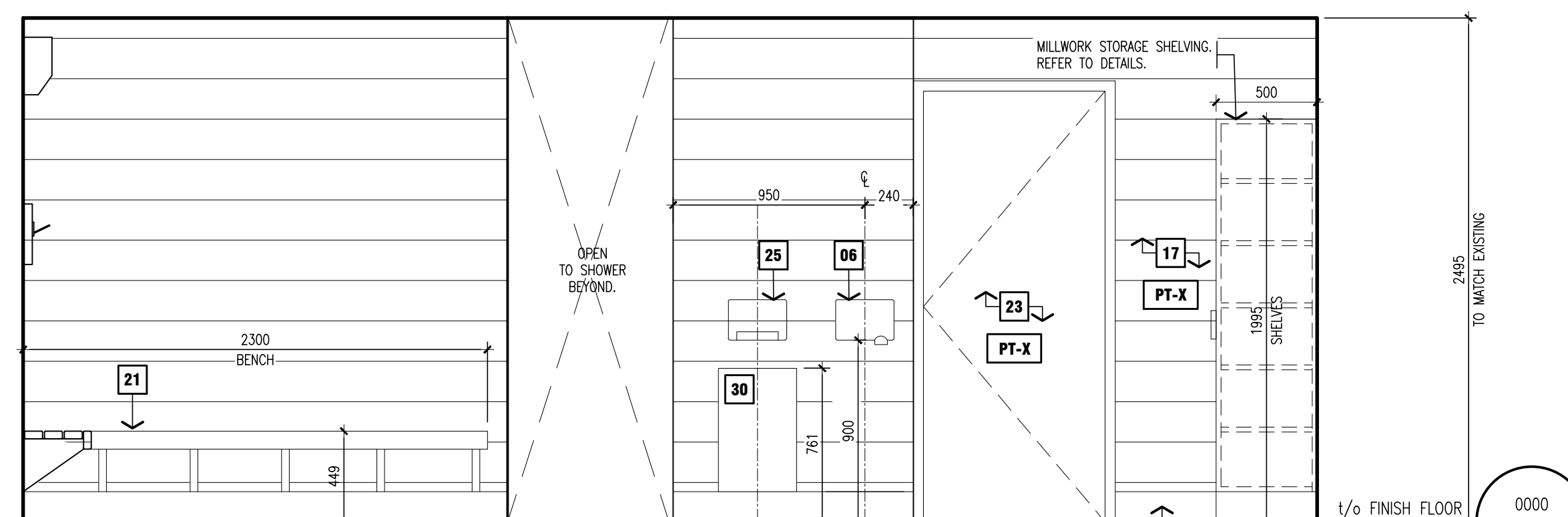
B EAST ELEVATION



B EAST ELEVATION PARTIAL



C SOUTH ELEVATION



D NORTH ELEVATION

DRAWING NOTES

- 01 RESERVED.
- 02 SOAP DISPENSER, SUPPLIED BY OWNER AND INSTALLED BY GENERAL CONTRACTOR.
- 03 RESERVED.
- 04 TILTED MIRROR AS PER O.B.C. REQUIREMENTS, SUPPLIED BY OWNER AND INSTALLED BY THE GENERAL CONTRACTOR.
- 05 RESERVED.
- 06 HAND DRYER, SUPPLIED BY OWNER AND INSTALLED BY THE GENERAL CONTRACTOR.
- 07 RESERVED.
- 08 RESERVED.
- 09 COAT HOOK MOUNTED ON PAINTED 3/4" X 3/4" WOOD BACKER BOARD SECURED TO EXISTING BLOCK WALL, SUPPLIED & INSTALLED BY THE GENERAL CONTRACTOR.
- 10 RESERVED.
- 11 RESERVED.
- 12 RESERVED.
- 13 RESERVED.
- 14 RESERVED.
- 15 RESERVED.
- 16 RESERVED.
- 17 PAINTED FINISH ON WALLS.
- 18 BRADLEY SINK FIXTURE.
- 19 RESERVED.
- 20 RESERVED.
- 21 MILLWORK BENCH TO BE SANDED & REFRESHED ON EXISTING REFURBISHED STEEL SUPPORTS. PATCH & REPLACE ANY BROKEN, DAMAGED OR MISSING PIECES.
- 22 RESERVED.
- 23 DOOR & FRAME TO BE PAINTED.
- 24 RESERVED.
- 25 RESERVED.
- 26 RESERVED.
- 27 RESERVED.
- 28 RESERVED.
- 29 RESERVED.
- 30 WASTE RECEPTACLE, SUPPLIED & INSTALLED BY THE GENERAL CONTRACTOR.
- 31 RESERVED.
- 32 RESERVED.
- 33 RESERVED.

1/0 FINISH FLOOR 0000

1/0 FINISH FLOOR 0000

1/0 FINISH FLOOR 0000

NOTE:
This drawing and all associated documentation are the confidential property of BJC architects + assoc. inc. and must be returned upon request. Any duplication, reuse, revision and/or distribution in part or whole without the prior written authorization of BJC architects + assoc. inc. is strictly prohibited. Each contractor will check and verify all dimensions and report all errors and omissions to the design professional whose seal is affixed to this drawing. Do not scale this drawing.
The information and material herein reflect the best judgement of BJC architects + assoc. inc. in light of the information available to them at the time of preparation of these documents. Any use which a third party makes of these documents, or any reliance on or decisions to be made based on them, is the sole responsibility of such third party. BJC architects + assoc. inc. accepts no responsibility for damages, if any, suffered by any third party as a result of decisions made or actions based on these documents.
© BJC architects + assoc. inc. 2024

ISSUED FOR TENDER

02	ISSUED FOR TENDER	24.03.28
01	ISSUED FOR PERMIT	24.01.08
No.	REVISIONS	date
		scale 1:25

	drawn	DNB
	last worked on by	24.04.09
	checked	BRJ
	print date	2024-03-28



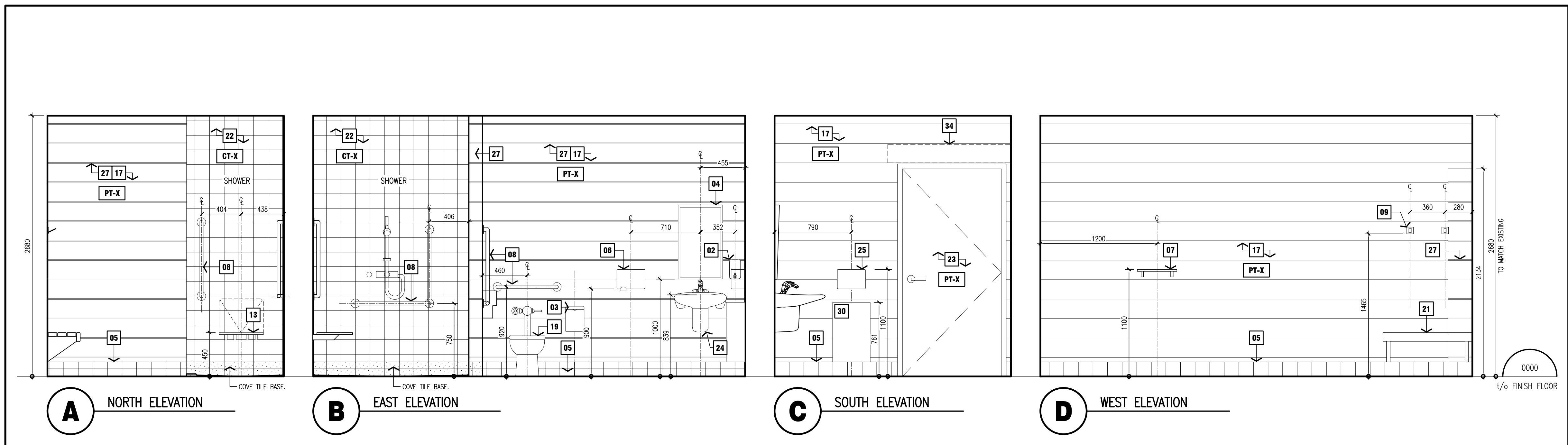
client
HAMILTON-WENTWORTH DISTRICT SCHOOL BOARD
20 EDUCATION COURT
HAMILTON ONTARIO

project
WATERDOWN SECONDARY SCHOOL WASHROOM & CHANGEROOM RENOVATIONS
215 PARKSIDE DRIVE
WATERDOWN ONTARIO

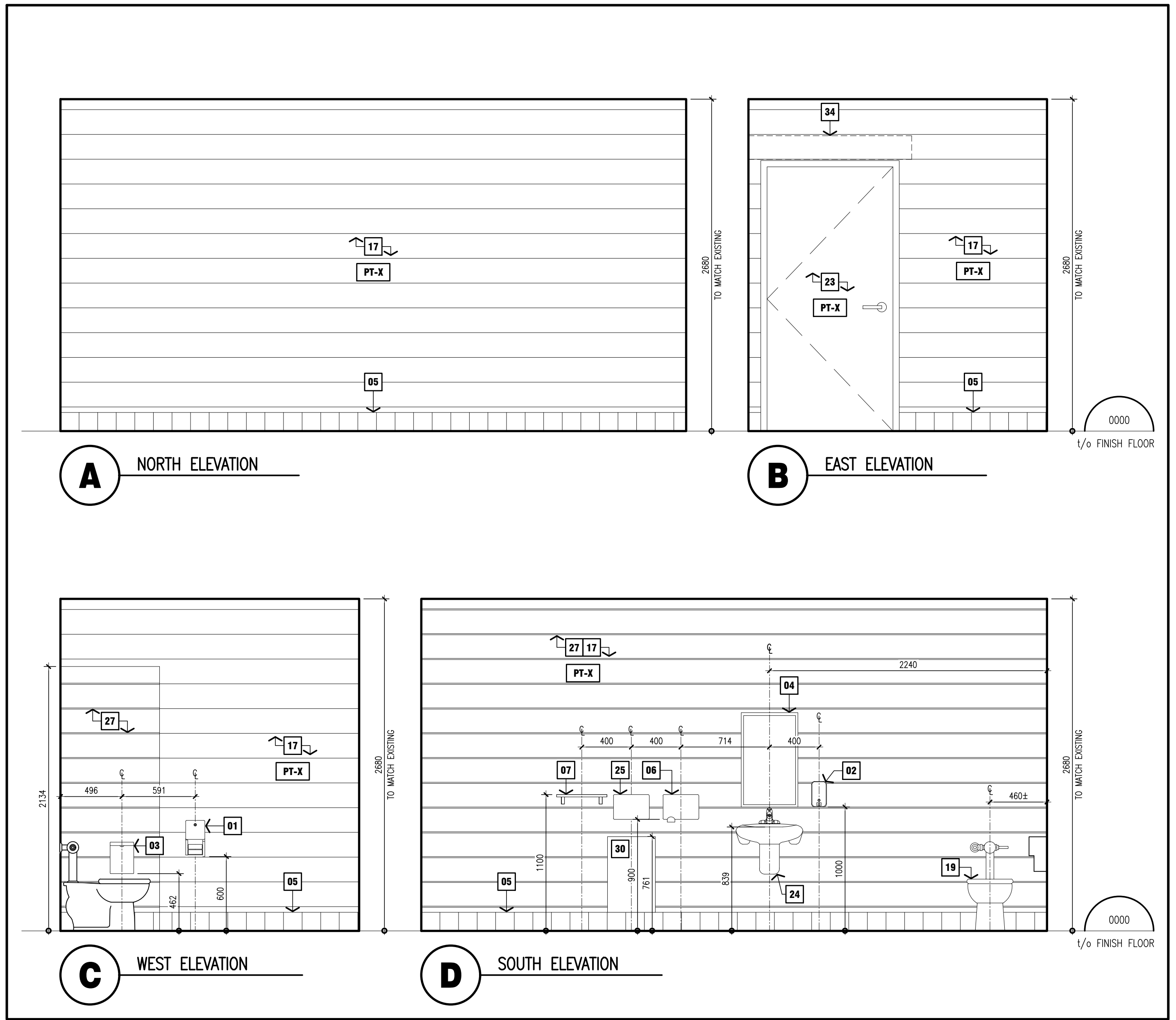
drawing title
WASHROOM ELEVATIONS (1220, 1220 A, B)

reference	
project no.	23-075
client reference number	
sheet no.	A - 231 02

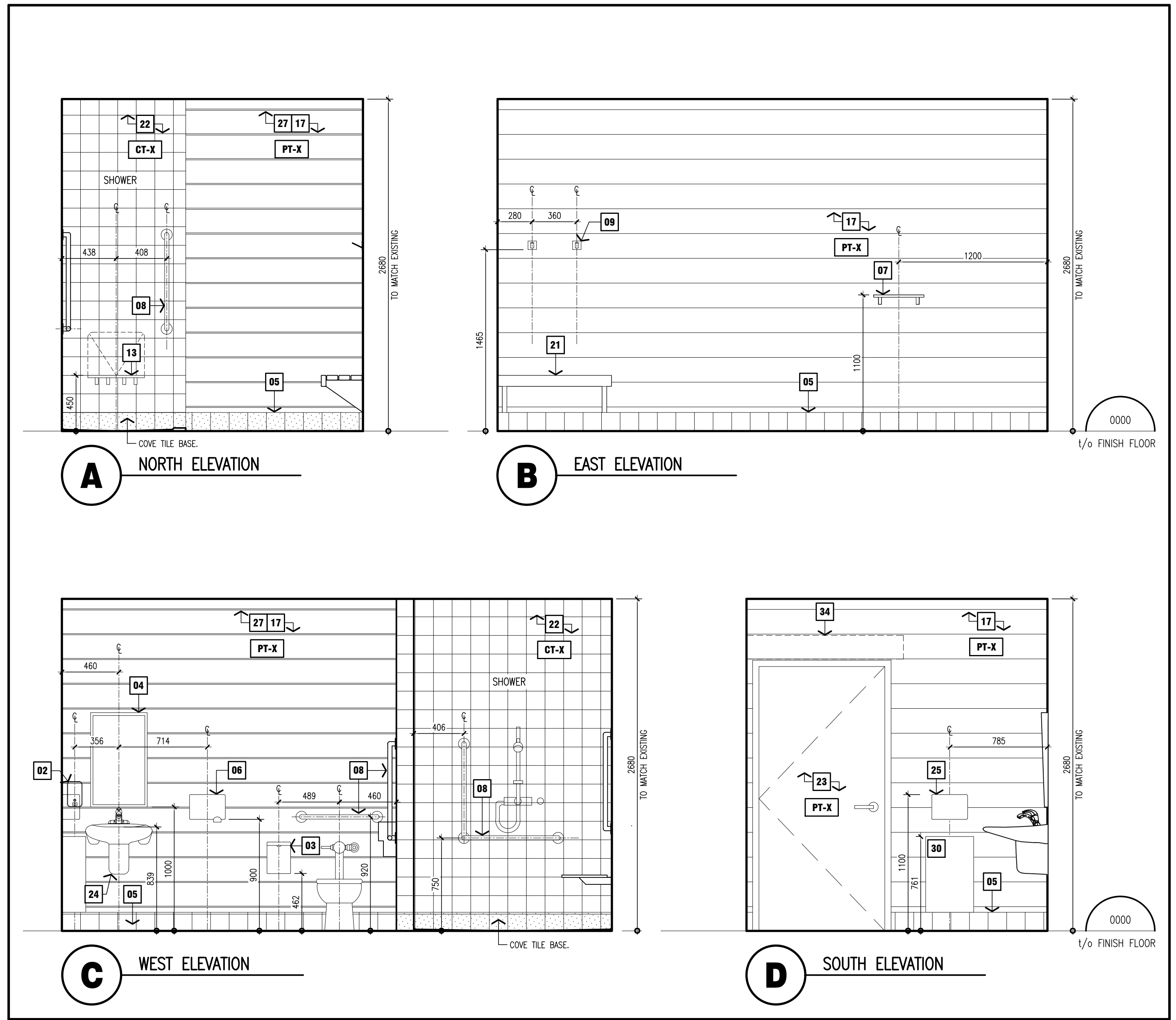
- DRAWING NOTES**
- 01 TOILET PAPER DISPENSER, SUPPLIED BY OWNER & INSTALLED BY GENERAL CONTRACTOR.
 - 02 SOAP DISPENSER, SUPPLIED BY OWNER & INSTALLED BY GENERAL CONTRACTOR.
 - 03 SANITARY NAPKIN DISPOSAL, SUPPLIED & INSTALLED BY THE GENERAL CONTRACTOR.
 - 04 TILTED MIRROR AS PER O.B.C. REQUIREMENTS, SUPPLIED & INSTALLED BY THE GENERAL CONTRACTOR.
 - 05 CERAMIC TILE WALL BASE.
 - 06 HAND DRYER, SUPPLIED & INSTALLED BY THE GENERAL CONTRACTOR.
 - 07 HEAVY DUTY SELF-SUPPLIED & INSTALLED BY THE GENERAL CONTRACTOR.
 - 08 GRAB BAR AS PER O.B.C. REQUIREMENTS, SUPPLIED & INSTALLED BY THE GENERAL CONTRACTOR.
 - 09 COAT HOOK, SUPPLIED & INSTALLED BY THE GENERAL CONTRACTOR.
 - 10 RESERVED.
 - 11 RESERVED.
 - 12 RESERVED.
 - 13 FOLDING SHOWER SEAT AS PER O.B.C. REQUIREMENTS, SUPPLIED & INSTALLED BY THE GENERAL CONTRACTOR.
 - 14 RESERVED.
 - 15 RESERVED.
 - 16 WASHROOM PARTITION.
 - 17 PAINTED FINISH ON WALLS.
 - 18 RESERVED.
 - 19 TOILET FIXTURE.
 - 20 RESERVED.
 - 21 MILLWORK BENCH c/w STEEL SUPPORT ANGLES.
 - 22 CERAMIC TILE WALL FINISH.
 - 23 DOOR & FRAME TO BE PAINTED ON BOTH SIDES.
 - 24 WALL MOUNTED SINK FIXTURE AS PER O.B.C. REQUIREMENTS.
 - 25 WALL MOUNTED PAPER TOWEL DISPENSER, SUPPLIED & INSTALLED BY THE GENERAL CONTRACTOR.
 - 26 RESERVED.
 - 27 NEW CONCRETE BLOCK WALL.
 - 28 RESERVED.
 - 29 RESERVED.
 - 30 WASTE RECEPTACLE, SUPPLIED & INSTALLED BY THE GENERAL CONTRACTOR.
 - 31 RESERVED.
 - 32 RESERVED.
 - 33 RESERVED.
 - 34 MASONRY REPLACEMENT TO SUIT INSTALLATION OF LINTEL ABOVE DOOR.



1 INTERIOR ELEVATIONS SINGLE USE CHANGEROOM 1220A FIRST FLOOR
scale: 1:25



2 INTERIOR ELEVATIONS SINGLE USE WASHROOM 1220 FIRST FLOOR
scale: 1:25



3 INTERIOR ELEVATIONS SINGLE USE CHANGEROOM 1220B FIRST FLOOR
scale: 1:25

NOTE:
This drawing and all associated documentation are the confidential property of BJC architects + assoc. inc. and must be returned upon request. Any duplication, reuse, revision and/or distribution in part or whole without the prior written authorization of BJC architects + assoc. inc. is strictly prohibited. Each contractor will check and verify all dimensions and report all errors and omissions to the design professional whose seal is affixed to this drawing. Do not scale this drawing.
The information and material herein reflect the best judgement of BJC architects + assoc. inc. in light of the information available to them at the time of preparation of these documents. Any use which a third party makes of these documents, or any reliance on or decisions to be made based on them, is the sole responsibility of such third party. BJC architects + assoc. inc. accepts no responsibility for damages, if any, suffered by any third party as a result of decisions made or actions based on these documents.
© BJC architects + assoc. inc. 2024

ISSUED FOR TENDER

02	ISSUED FOR TENDER	24.03.28
01	ISSUED FOR PERMIT	24.01.08
No.	REVISIONS	date
scale 1:25		

	drawn	DNB
	last worked on by	24.04.09
	checked	BRJ
	print date	2024-03-28

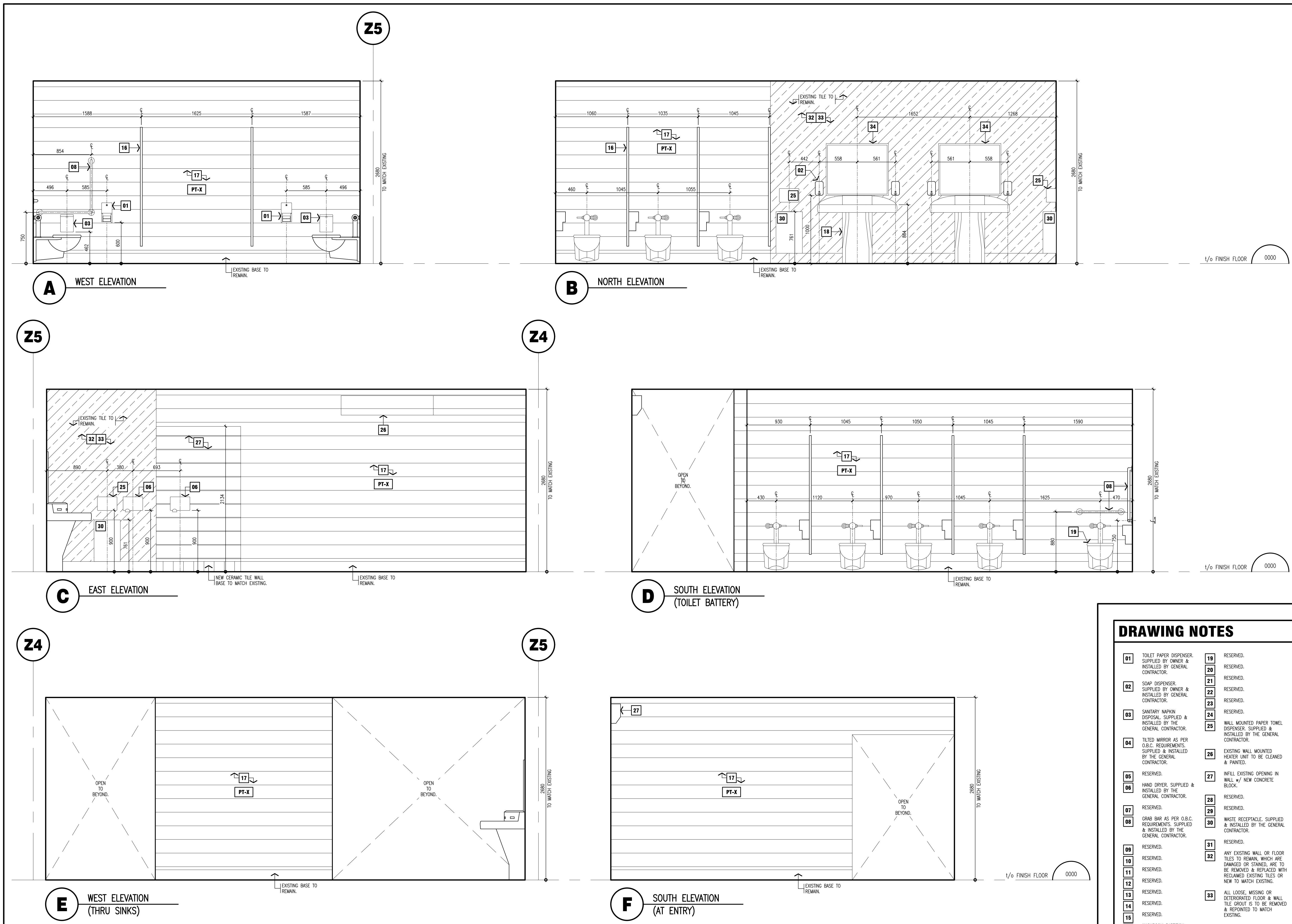
BJC
architects + assoc. inc.

client
HAMILTON-WENTWORTH DISTRICT SCHOOL BOARD
20 EDUCATION COURT
HAMILTON ONTARIO

project
WATERDOWN SECONDARY SCHOOL WASHROOM & CHANGEROOM RENOVATIONS
215 PARKSIDE DRIVE
WATERDOWN ONTARIO

drawing title
WASHROOM ELEVATIONS (1221)

project no.	23-075	client reference number
sheet no.	A - 232 02	



- DRAWING NOTES**
- 01 TOILET PAPER DISPENSER, SUPPLIED BY OWNER & INSTALLED BY GENERAL CONTRACTOR.
 - 02 SOAP DISPENSER, SUPPLIED BY OWNER & INSTALLED BY GENERAL CONTRACTOR.
 - 03 SANITARY NAPKIN DISPOSAL, SUPPLIED & INSTALLED BY THE GENERAL CONTRACTOR.
 - 04 TILTED MIRROR AS PER O.B.C. REQUIREMENTS, SUPPLIED & INSTALLED BY THE GENERAL CONTRACTOR.
 - 05 RESERVED.
 - 06 HAND DRYER, SUPPLIED & INSTALLED BY THE GENERAL CONTRACTOR.
 - 07 RESERVED.
 - 08 GRAB BAR AS PER O.B.C. REQUIREMENTS, SUPPLIED & INSTALLED BY THE GENERAL CONTRACTOR.
 - 09 RESERVED.
 - 10 RESERVED.
 - 11 RESERVED.
 - 12 RESERVED.
 - 13 RESERVED.
 - 14 RESERVED.
 - 15 WASHROOM PARTITION.
 - 16 PAINTED FINISH ON WALLS.
 - 17 FLOOR MOUNTED BRADLEY SINK FIXTURE.
 - 19 RESERVED.
 - 20 RESERVED.
 - 21 RESERVED.
 - 22 RESERVED.
 - 23 RESERVED.
 - 24 RESERVED.
 - 25 WALL MOUNTED PAPER TOWEL DISPENSER, SUPPLIED & INSTALLED BY THE GENERAL CONTRACTOR.
 - 26 EXISTING WALL MOUNTED HEATER UNIT TO BE CLEANED & PAINTED.
 - 27 INFILL EXISTING OPENING IN WALL w/ NEW CONCRETE BLOCK.
 - 28 RESERVED.
 - 29 RESERVED.
 - 30 WASTE RECEPTACLE, SUPPLIED & INSTALLED BY THE GENERAL CONTRACTOR.
 - 31 RESERVED.
 - 32 ANY EXISTING WALL OR FLOOR TILES TO REMAIN, WHICH ARE DAMAGED OR STAINED, ARE TO BE REMOVED & REPLACED WITH RECLAIMED EXISTING TILES OR NEW TO MATCH EXISTING.
 - 33 ALL LOOSE, MISSING OR DETERIORATED FLOOR & WALL TILE GROUT IS TO BE REMOVED & REPOINTED TO MATCH EXISTING.
 - 34 MIRROR TO BE SUPPLIED & INSTALLED BY THE GENERAL CONTRACTOR.

NOTE:
This drawing and all associated documentation are the confidential property of BJC architects + assoc. inc. and must be returned upon request. Any duplication, reuse, revision and/or distribution in part or whole without the prior written authorization of BJC architects + assoc. inc. is strictly prohibited. Each contractor will check and verify all dimensions and report all errors and omissions to the design professional whose seal is affixed to this drawing. Do not scale this drawing.
The information and material herein reflect the best judgement of BJC architects + assoc. inc. in light of the information available to them at the time of preparation of these documents. Any use which a third party makes of these documents, or any reliance on or decisions to be made based on them, is the sole responsibility of such third party. BJC architects + assoc. inc. accepts no responsibility for damages, if any, suffered by any third party as a result of decisions made or actions based on these documents.
© BJC architects + assoc. inc. 2024

ISSUED FOR TENDER

02	ISSUED FOR TENDER	24.03.28
01	ISSUED FOR PERMIT	24.01.08
No.	REVISIONS	date
scale 1:25		

	drawn	DNB
	last worked on by	24.04.09 TG
	checked	BRJ
	print date	2024-03-28



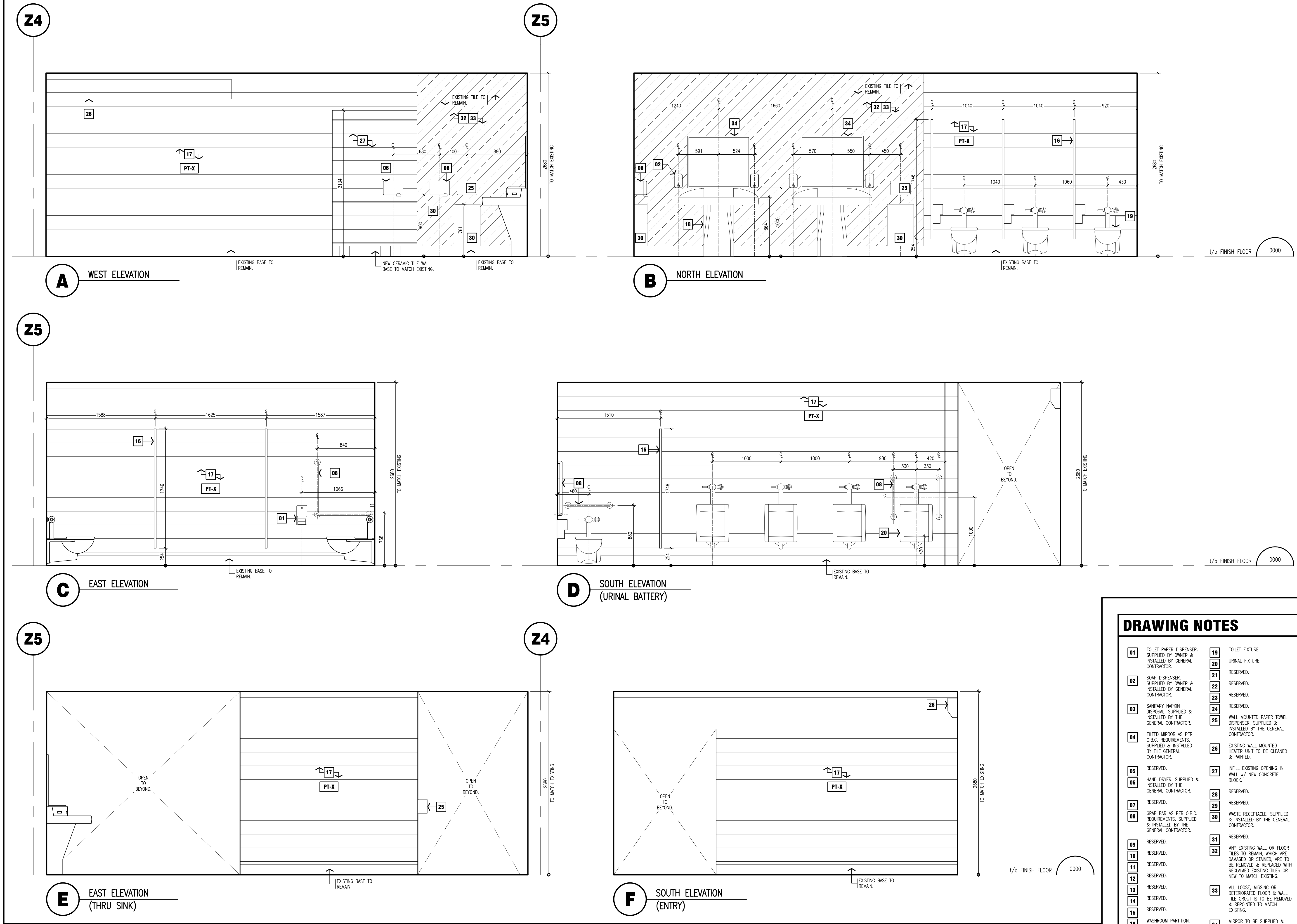
client
HAMILTON-WENTWORTH DISTRICT SCHOOL BOARD
20 EDUCATION COURT HAMILTON ONTARIO

project
WATERDOWN SECONDARY SCHOOL WASHROOM & CHANGEROOM RENOVATIONS
215 PARKSIDE DRIVE WATERDOWN ONTARIO

drawing title
WASHROOM ELEVATIONS (1123)

project no.	client reference number
23-075	
sheet no.	

A - 233 02



DRAWING NOTES

01 TOILET PAPER DISPENSER, SUPPLIED BY OWNER & INSTALLED BY GENERAL CONTRACTOR.	19 TOILET FIXTURE.
02 SOAP DISPENSER, SUPPLIED BY OWNER & INSTALLED BY GENERAL CONTRACTOR.	20 URINAL FIXTURE.
03 SANITARY NAPKIN DISPOSAL, SUPPLIED & INSTALLED BY THE GENERAL CONTRACTOR.	21 RESERVED.
04 TILTED MIRROR AS PER O.B.C. REQUIREMENTS, SUPPLIED & INSTALLED BY THE GENERAL CONTRACTOR.	22 RESERVED.
05 RESERVED.	23 RESERVED.
06 HAND DRYER, SUPPLIED & INSTALLED BY THE GENERAL CONTRACTOR.	24 WALL MOUNTED PAPER TOWEL DISPENSER, SUPPLIED & INSTALLED BY THE GENERAL CONTRACTOR.
07 RESERVED.	25 RESERVED.
08 GRAB BAR AS PER O.B.C. REQUIREMENTS, SUPPLIED & INSTALLED BY THE GENERAL CONTRACTOR.	26 EXISTING WALL MOUNTED HEATER UNIT TO BE CLEANED & PAINTED.
09 RESERVED.	27 INFILL EXISTING OPENING IN WALL w/ NEW CONCRETE BLOCK.
10 RESERVED.	28 RESERVED.
11 RESERVED.	29 RESERVED.
12 RESERVED.	30 WASTE RECEPTACLE, SUPPLIED & INSTALLED BY THE GENERAL CONTRACTOR.
13 RESERVED.	31 RESERVED.
14 RESERVED.	32 ANY EXISTING WALL OR FLOOR TILES TO REMAIN, WHICH ARE DAMAGED OR STAINED, ARE TO BE REMOVED & REPLACED WITH RECLAIMED EXISTING TILES OR NEW TO MATCH EXISTING.
15 RESERVED.	33 ALL LOOSE, MISSING OR DETERIORATED FLOOR & WALL TILE GROUT IS TO BE REMOVED & REPOINTED TO MATCH EXISTING.
16 WASHROOM PARTITION.	34 MIRROR TO BE SUPPLIED & INSTALLED BY THE GENERAL CONTRACTOR.
17 PAINTED FINISH ON WALLS.	
18 FLOOR MOUNTED BRADLEY SINK FIXTURE.	

DRAWING NOTES

01 TOILET PAPER DISPENSER, SUPPLIED BY OWNER & INSTALLED BY GENERAL CONTRACTOR.	12 BARRIER FREE PUSH TO LOCK BUTTON AS PER O.B.C. REQUIREMENTS. REFER TO ELECTRICAL DRAWINGS.
02 SOAP DISPENSER, SUPPLIED BY OWNER & INSTALLED BY GENERAL CONTRACTOR.	13 RESERVED.
03 SANITARY NAPKIN DISPOSAL, SUPPLIED & INSTALLED BY THE GENERAL CONTRACTOR.	14 BARRIER-FREE DOOR OPERATOR.
04 TILTED MIRROR AS PER O.B.C. REQUIREMENTS, SUPPLIED & INSTALLED BY THE GENERAL CONTRACTOR.	15 RESERVED.
05 CERAMIC TILE WALL BASE.	16 RESERVED.
06 HAND DRYER, SUPPLIED & INSTALLED BY THE GENERAL CONTRACTOR.	17 PAINTED FINISH ON WALLS.
07 HEAVY DUTY SELF-SUPPLIED & INSTALLED BY THE GENERAL CONTRACTOR.	18 RESERVED.
08 GRAB BAR AS PER O.B.C. REQUIREMENTS, SUPPLIED & INSTALLED BY THE GENERAL CONTRACTOR.	19 TOILET FIXTURE.
09 COAT HOOK, SUPPLIED & INSTALLED BY THE GENERAL CONTRACTOR.	20 URINAL FIXTURE.
10 BARRIER FREE DOOR OPERATOR PUSH BUTTON AS PER O.B.C. REQUIREMENTS. REFER TO ELECTRICAL DRAWINGS.	21 RESERVED.
11 CALL ASSIST BUTTON AS PER O.B.C. REQUIREMENTS. REFER TO ELECTRICAL DRAWINGS. SIGNAGE TO BE SUPPLIED & INSTALLED BY THE GENERAL CONTRACTOR.	22 RESERVED.
	23 DOOR & FRAME TO BE PAINTED ON BOTH SIDES.
	24 WALL MOUNTED SINK FIXTURE AS PER O.B.C. REQUIREMENTS.
	25 WALL MOUNTED PAPER TOWEL DISPENSER, SUPPLIED & INSTALLED BY THE GENERAL CONTRACTOR.
	26 RESERVED.
	27 INFILL EXISTING OPENING IN WALL w/ NEW CONCRETE BLOCK.
	28 RESERVED.
	29 RESERVED.
	30 WASTE RECEPTACLE, SUPPLIED & INSTALLED BY THE GENERAL CONTRACTOR.
	31 RESERVED.
	32 RESERVED.
	33 RESERVED.

NOTE:
This drawing and all associated documentation are the confidential property of BJC architects + assoc. inc. and must be returned upon request. Any duplication, reuse, revision and/or distribution in part or whole without the prior written authorization of BJC architects + assoc. inc. is strictly prohibited. Each contractor will check and verify all dimensions and report all errors and omissions to the design professionals whose seal is affixed to this drawing. Do not scale this drawing.
The information and material herein reflect the best judgement of BJC architects + assoc. inc. in light of the information available to them at the time of preparation of these documents. Any use which a third party makes of these documents, or any reliance on or decisions to be made based on them, is the sole responsibility of such third party. BJC architects + assoc. inc. accepts no responsibility for damages, if any, suffered by any third party as a result of decisions made or actions based on these documents. © BJC architects + assoc. inc. 2024

ISSUED FOR TENDER

02	ISSUED FOR TENDER	24.03.28
01	ISSUED FOR PERMIT	24.01.08
No.	REVISIONS	date
		scale 1:25

	drawn	DNB
	last worked on by	24.04.09 TG
	checked	BRJ
	print date	2024.03.28

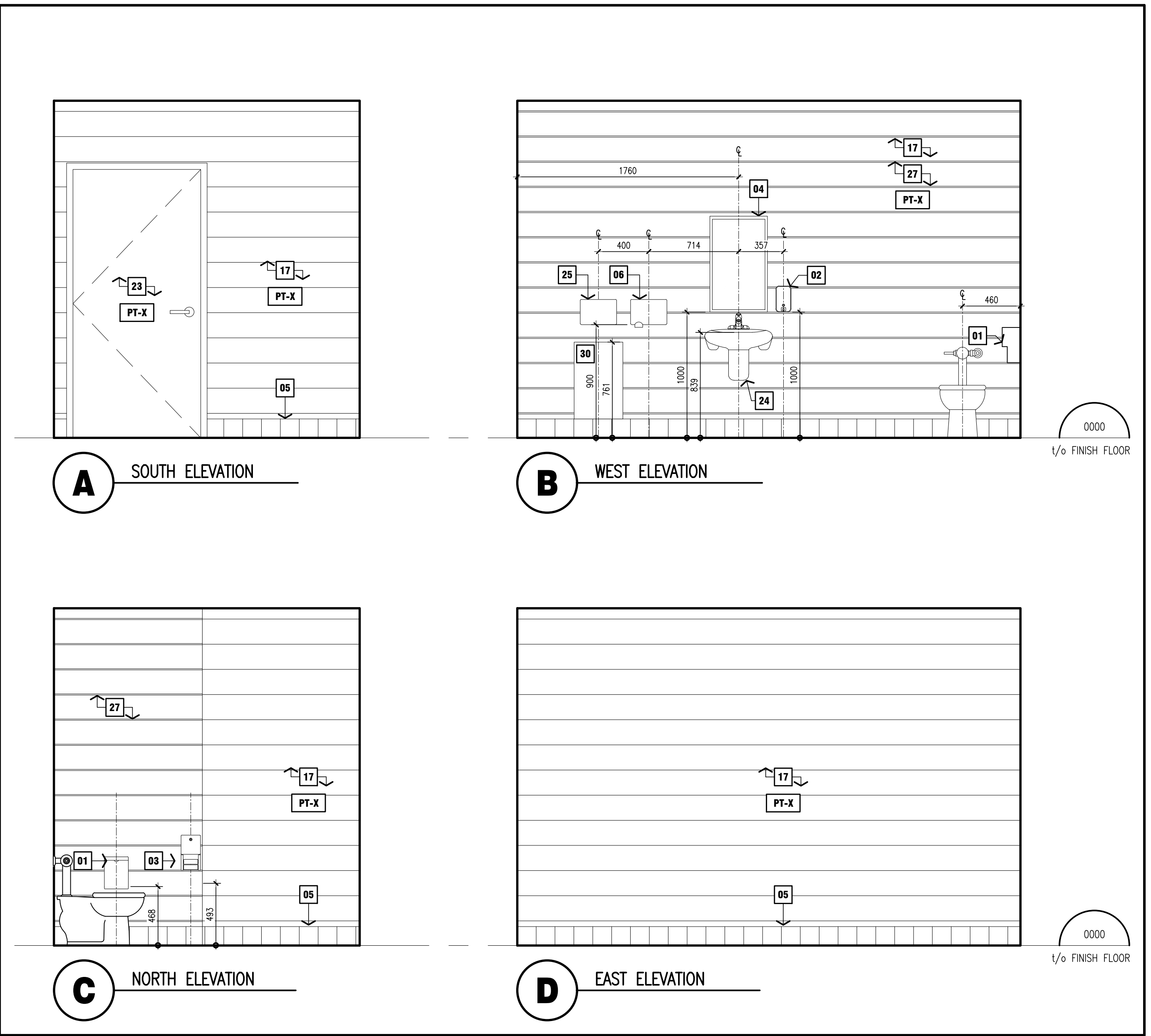
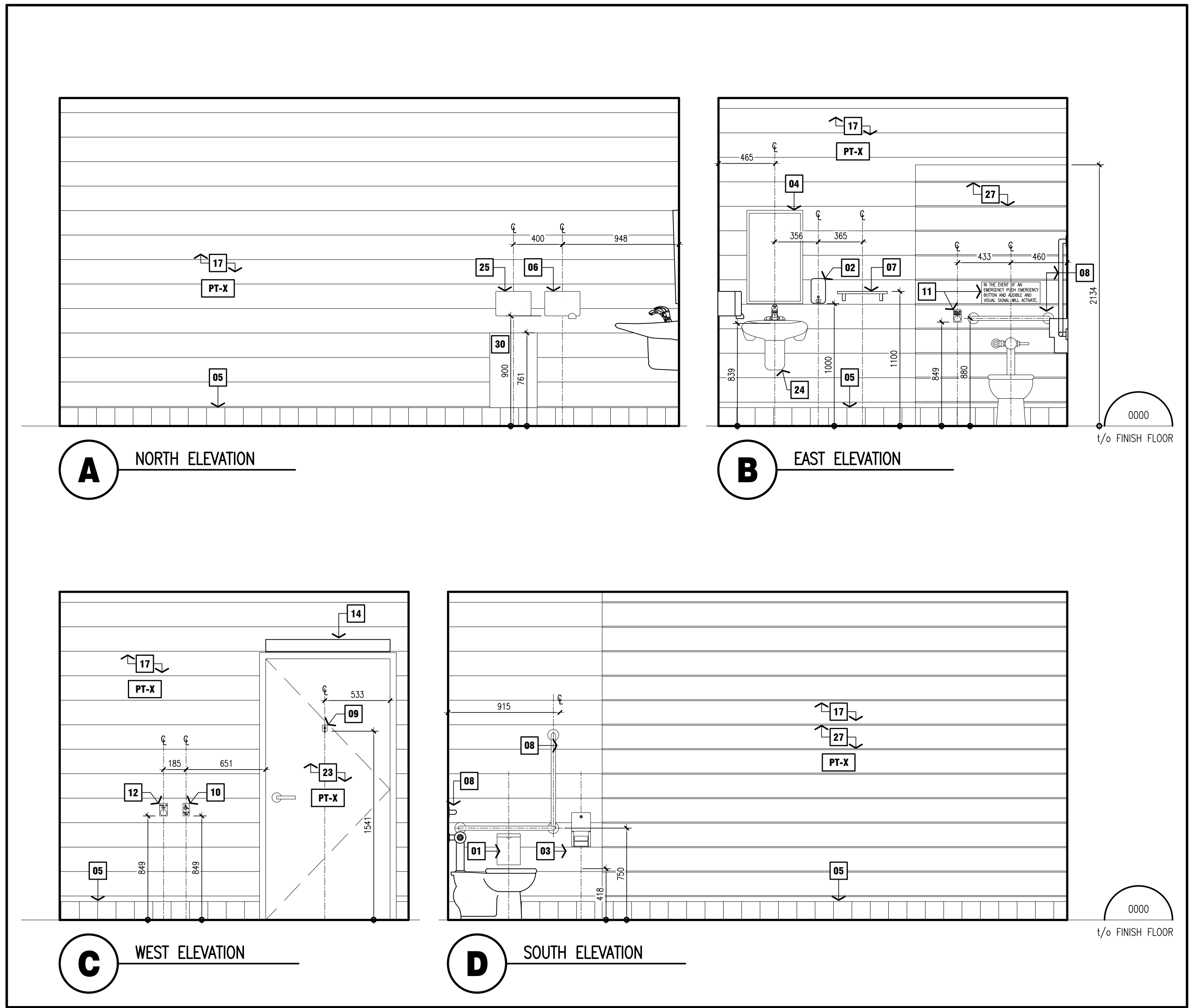
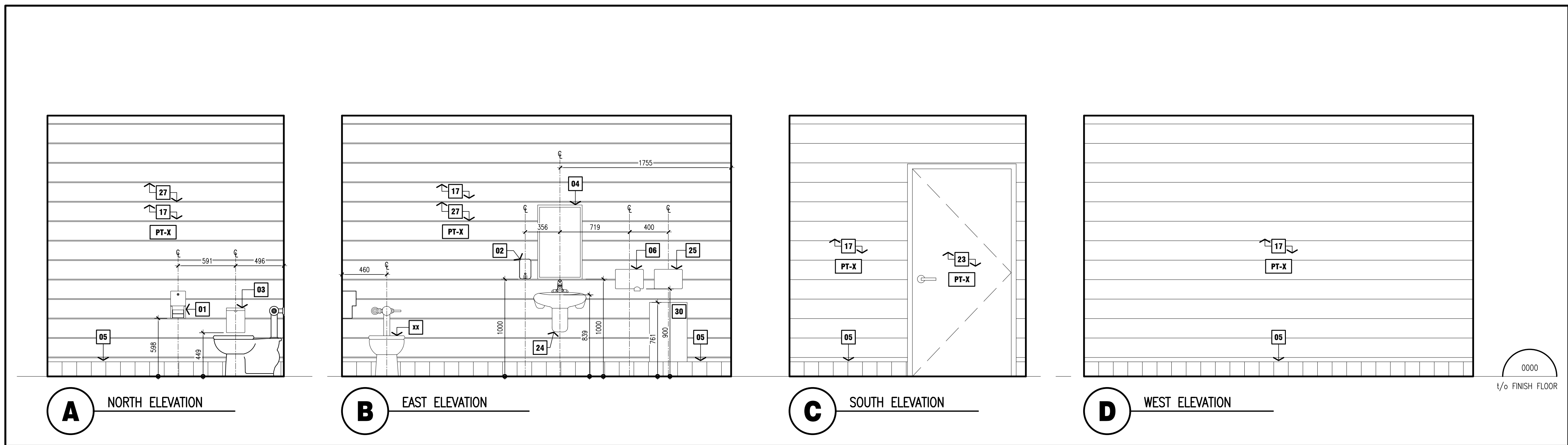
BJC
architects + assoc. inc.

client
HAMILTON-WENTWORTH DISTRICT SCHOOL BOARD
20 EDUCATION COURT HAMILTON ONTARIO

project
WATERDOWN SECONDARY SCHOOL WASHROOM & CHANGEROOM RENOVATIONS
215 PARKSIDE DRIVE WATERDOWN ONTARIO

drawing title
WASHROOM ELEVATIONS (1124, 1224A ,B)

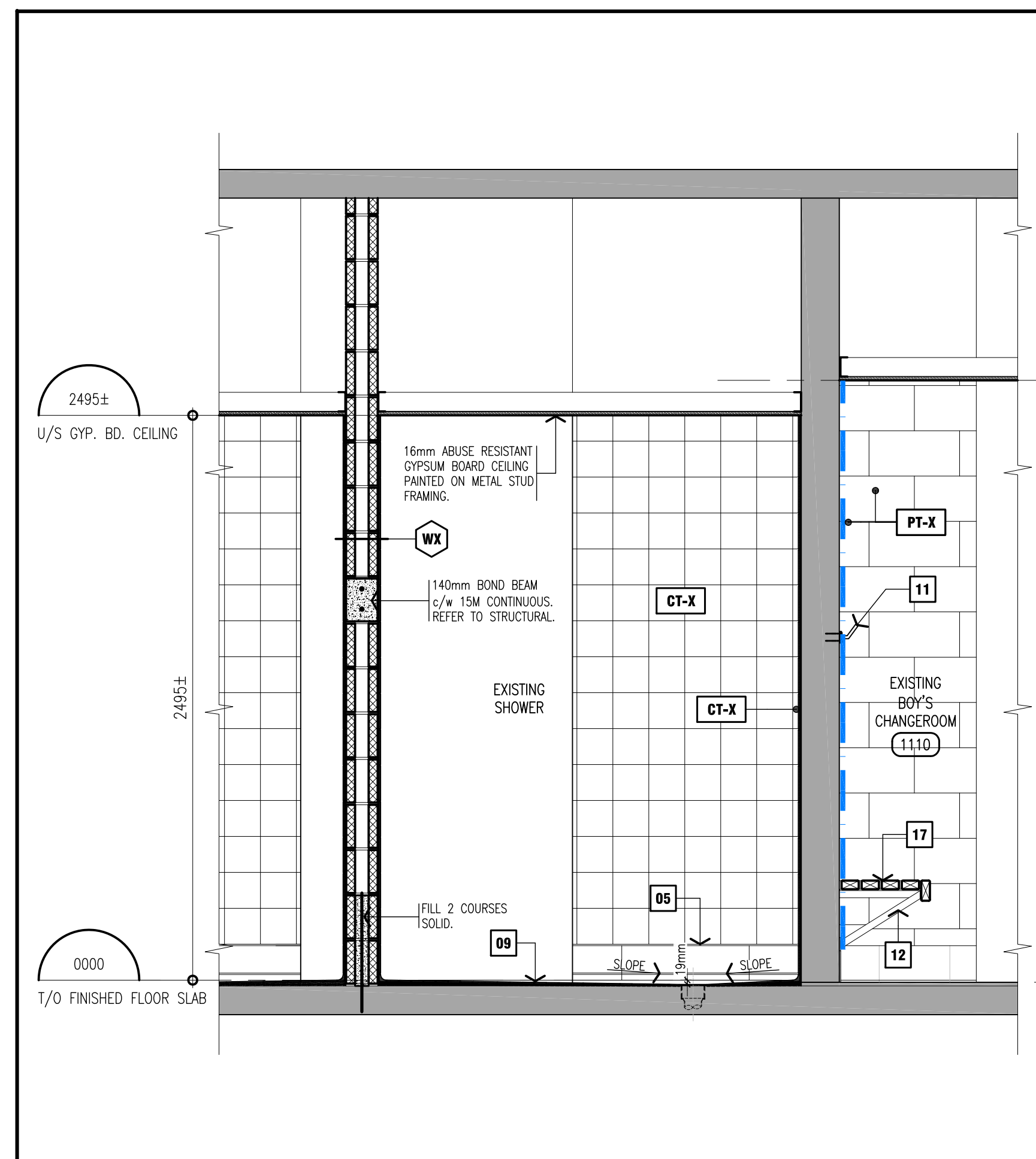
reference	
project no.	23-075
client reference number	
sheet no.	A - 234 02



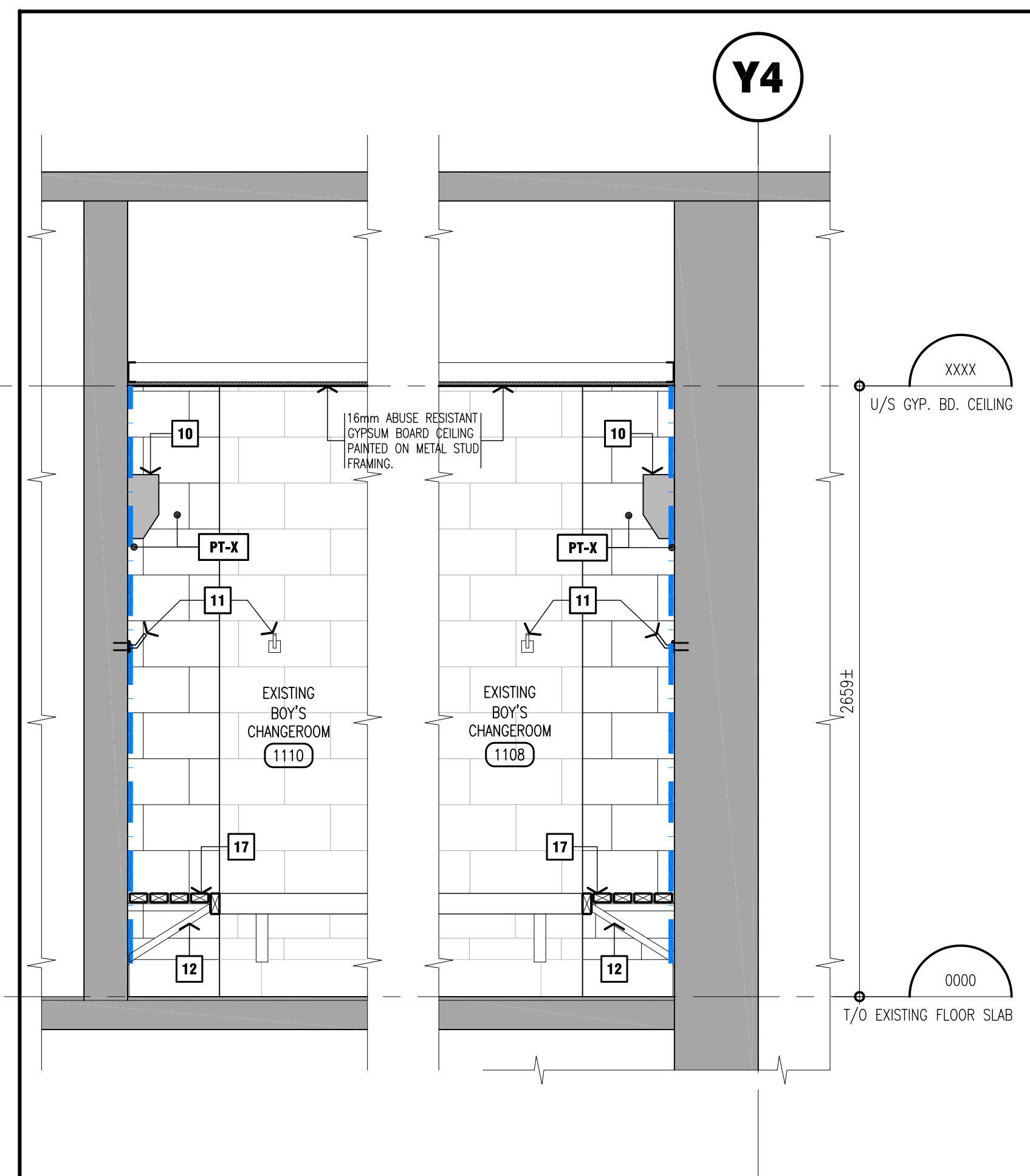
NOTE:
This drawing and all associated documentation are the confidential property of BJC architects + assoc. inc. and must be returned upon request. Any duplication, reuse, revision and/or distribution in part or whole without the prior written authorization of BJC architects + assoc. inc. is strictly prohibited. Each contractor will check and verify all dimensions and report all errors and omissions to the design professional whose seal is affixed to this drawing. Do not scale this drawing.
The information and material herein reflect the best judgement of BJC architects + assoc. inc., in light of the information available to them at the time of preparation of these documents. Any use which a third party makes of these documents, or any reliance on or decisions to be made based on them, is the sole responsibility of such third party. BJC architects + assoc. inc. accepts no responsibility for damages, if any, suffered by any third party as a result of decisions made or actions based on these documents. © BJC architects + assoc. inc. 2024

ISSUED FOR TENDER

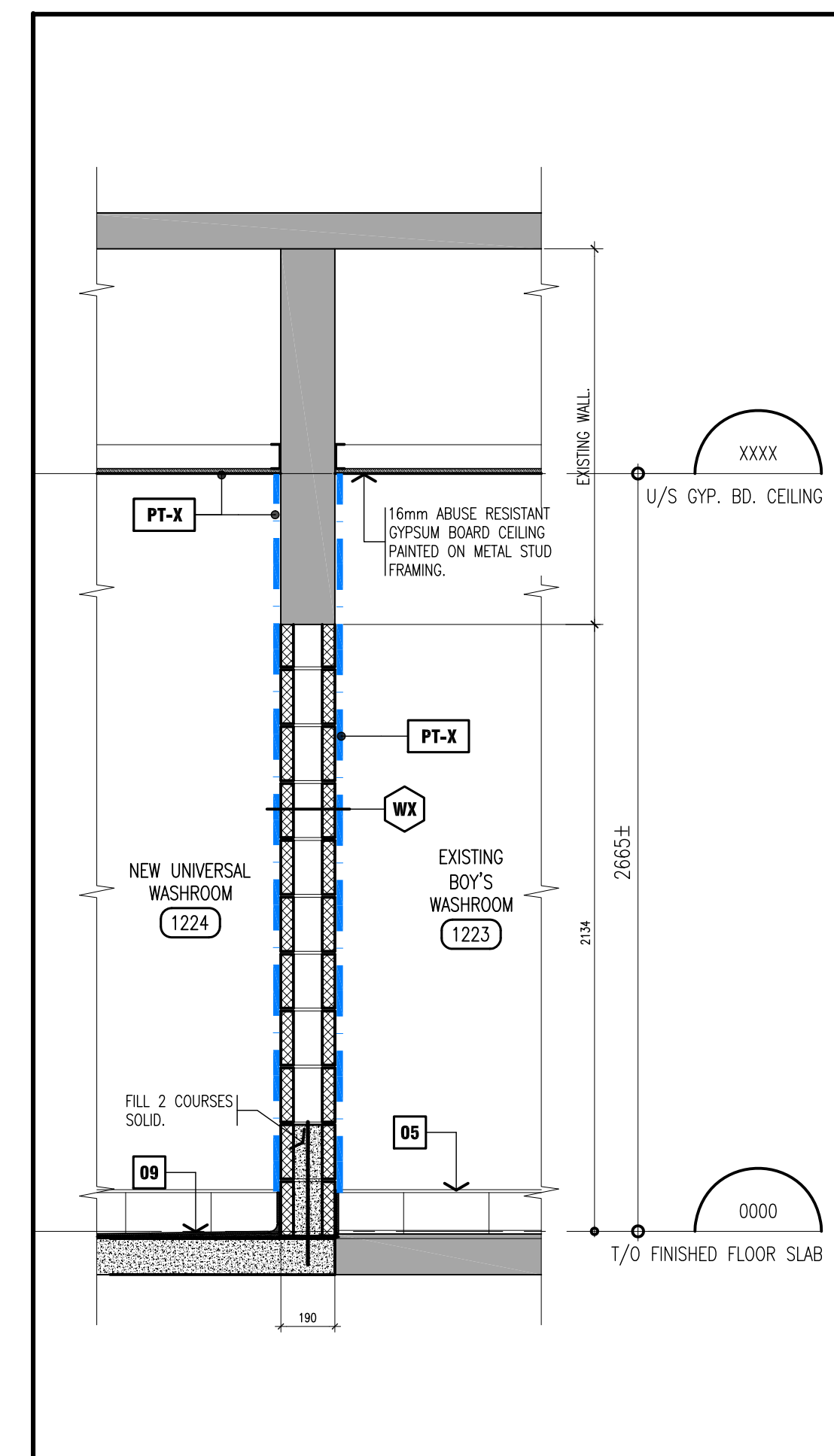
02	ISSUED FOR TENDER	24.03.28
01	ISSUED FOR PERMIT	24.01.08
No.	REVISIONS	date
scale: AS NOTED		



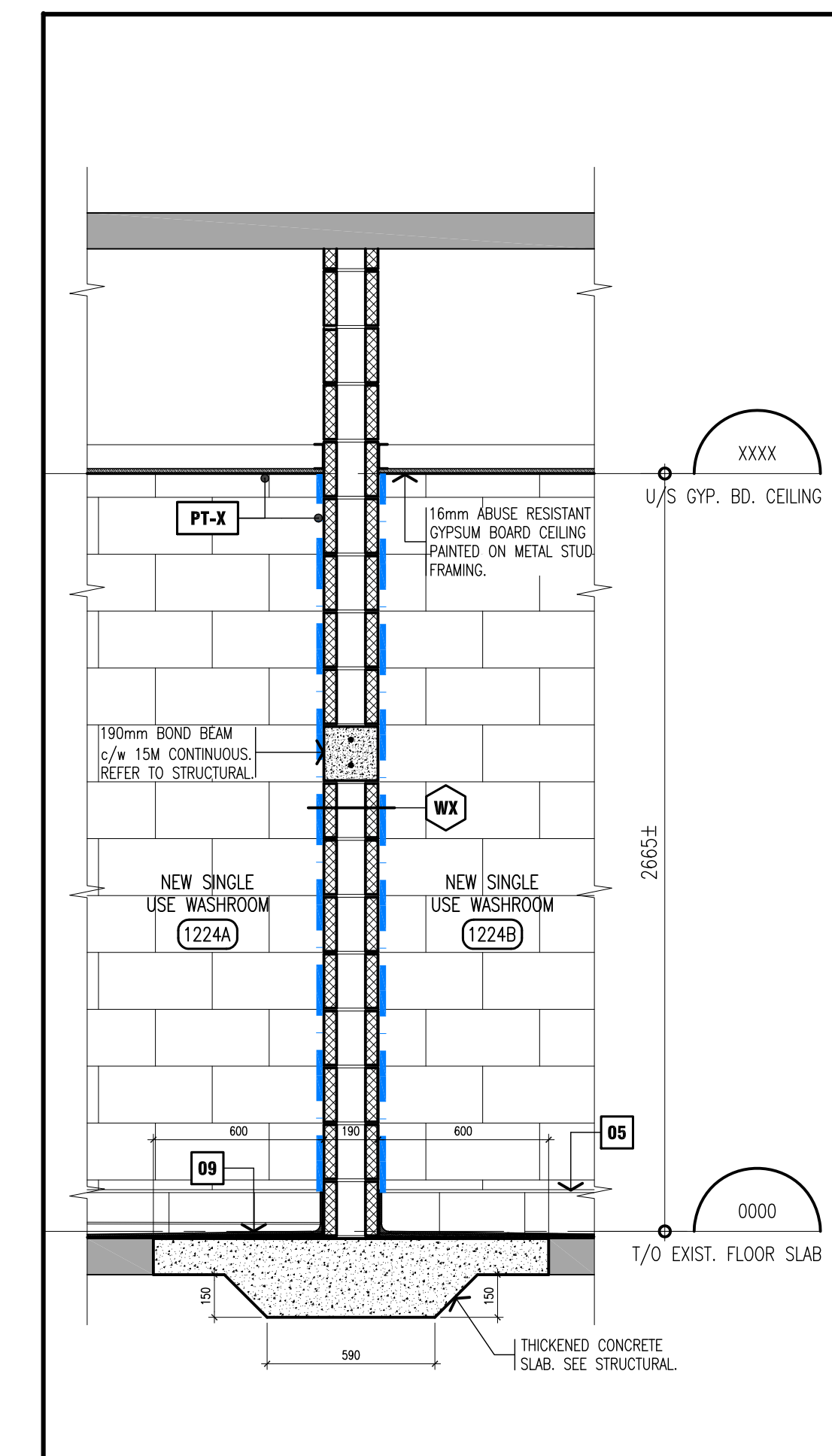
1 SECTION THRU EXISTING SHOWER AND EXISTING BOY'S CHANGEROOM scale: 1:20



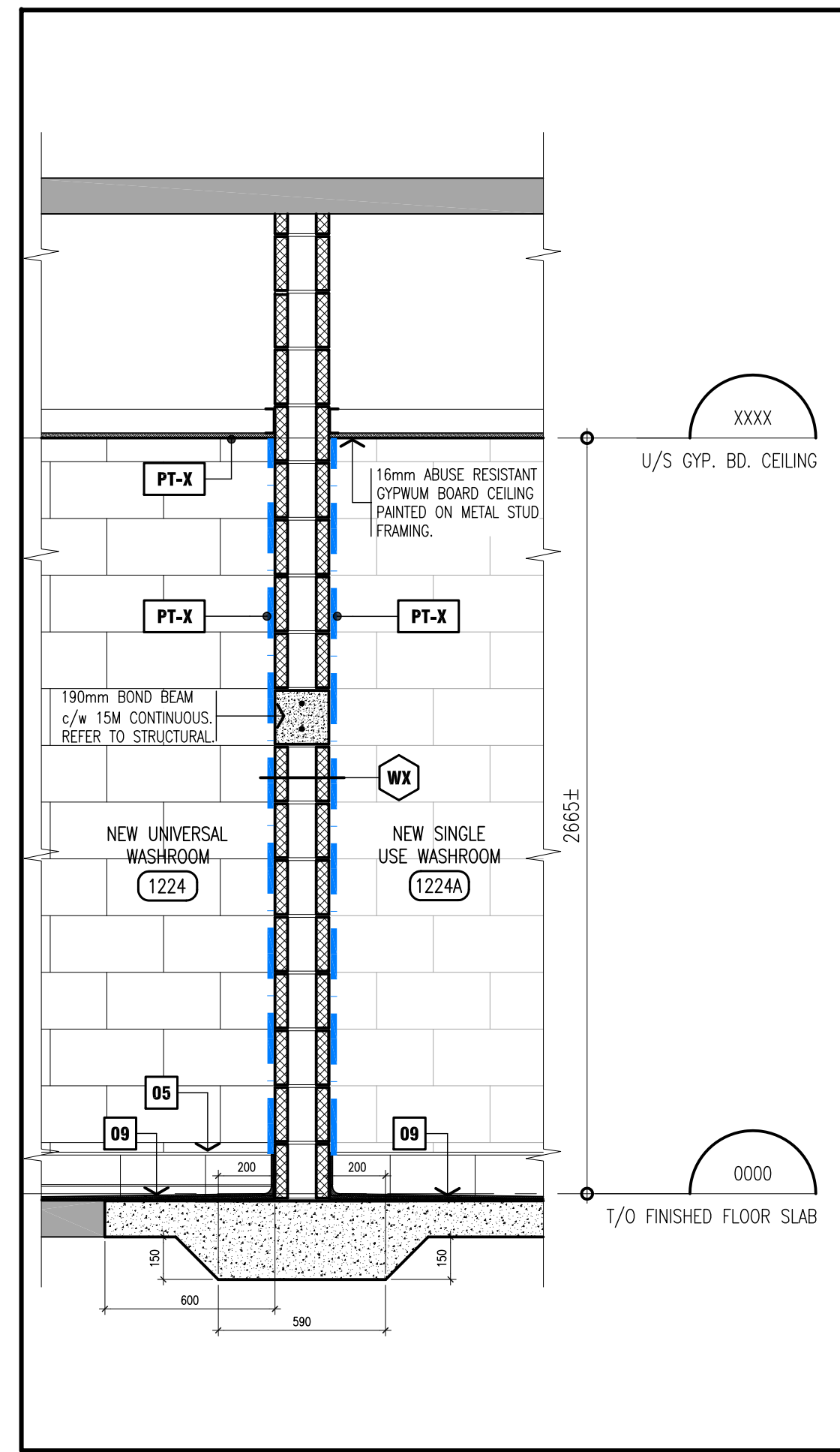
2 SECTION THROUGH EXISTING BOY'S CHANGEROOM TYPICAL scale: 1:20



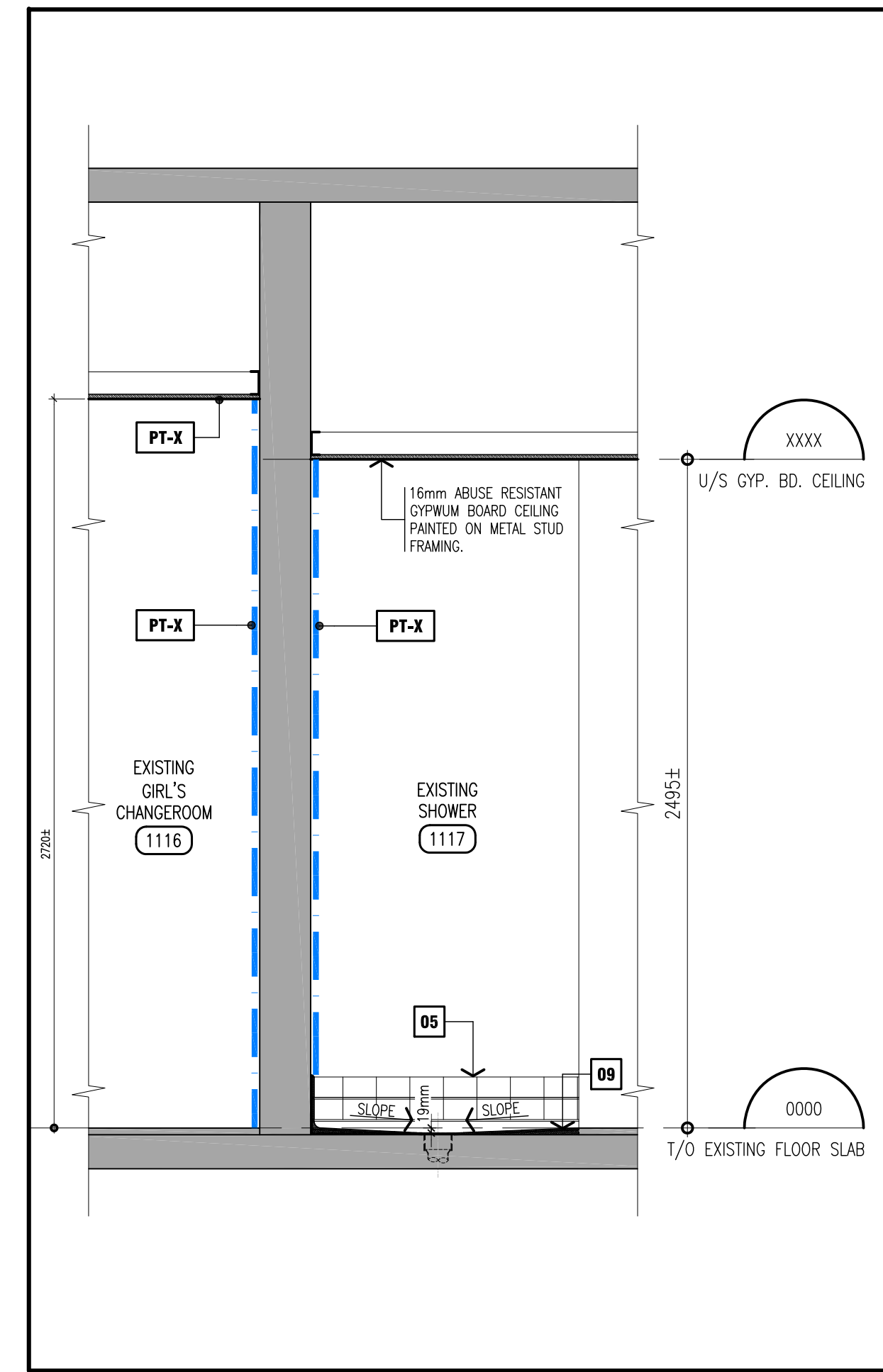
3 SECTION THROUGH BLOCK INFILL scale: 1:20



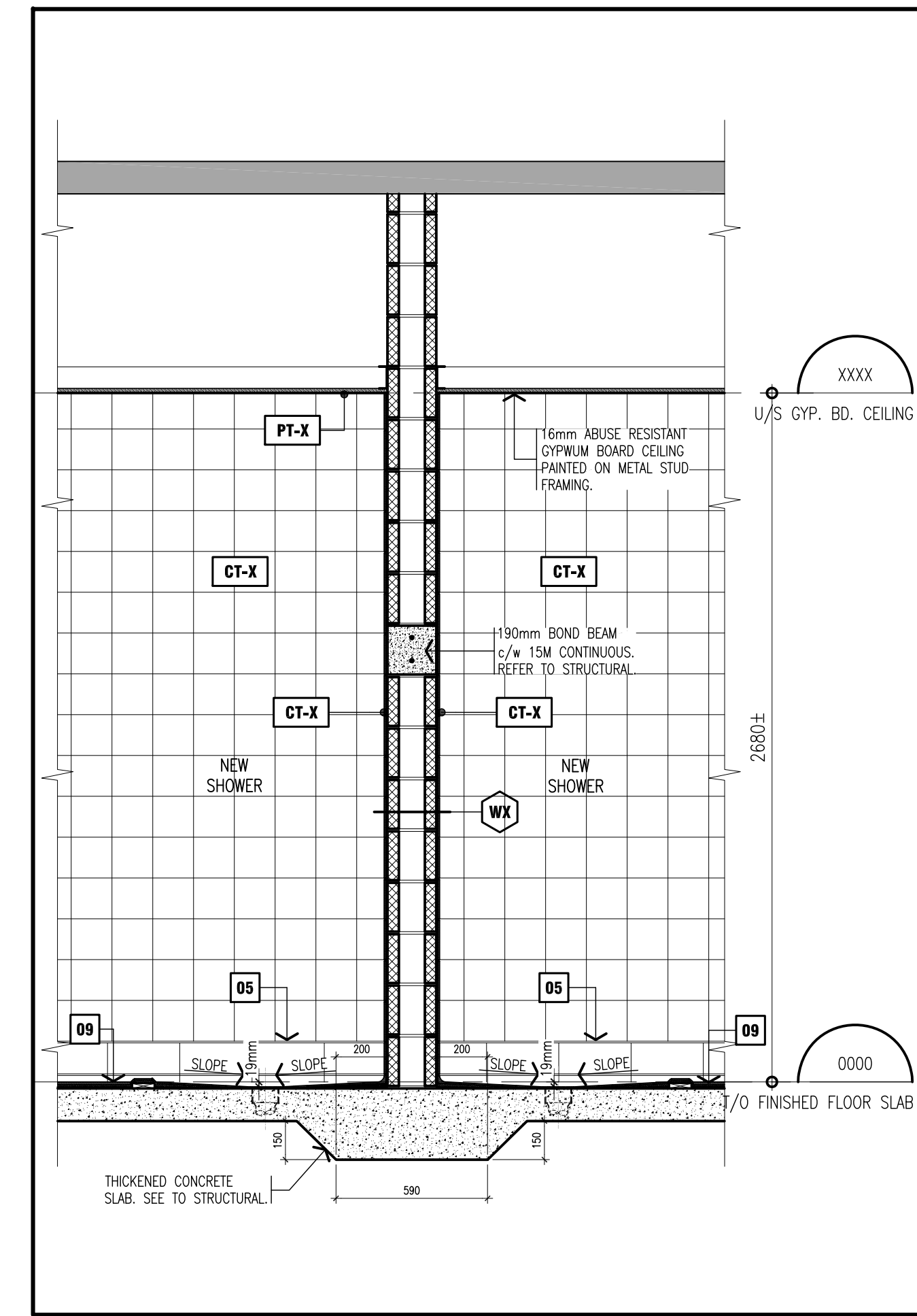
4 SECTION THROUGH NEW SINGLE USE WASHROOM scale: 1:20



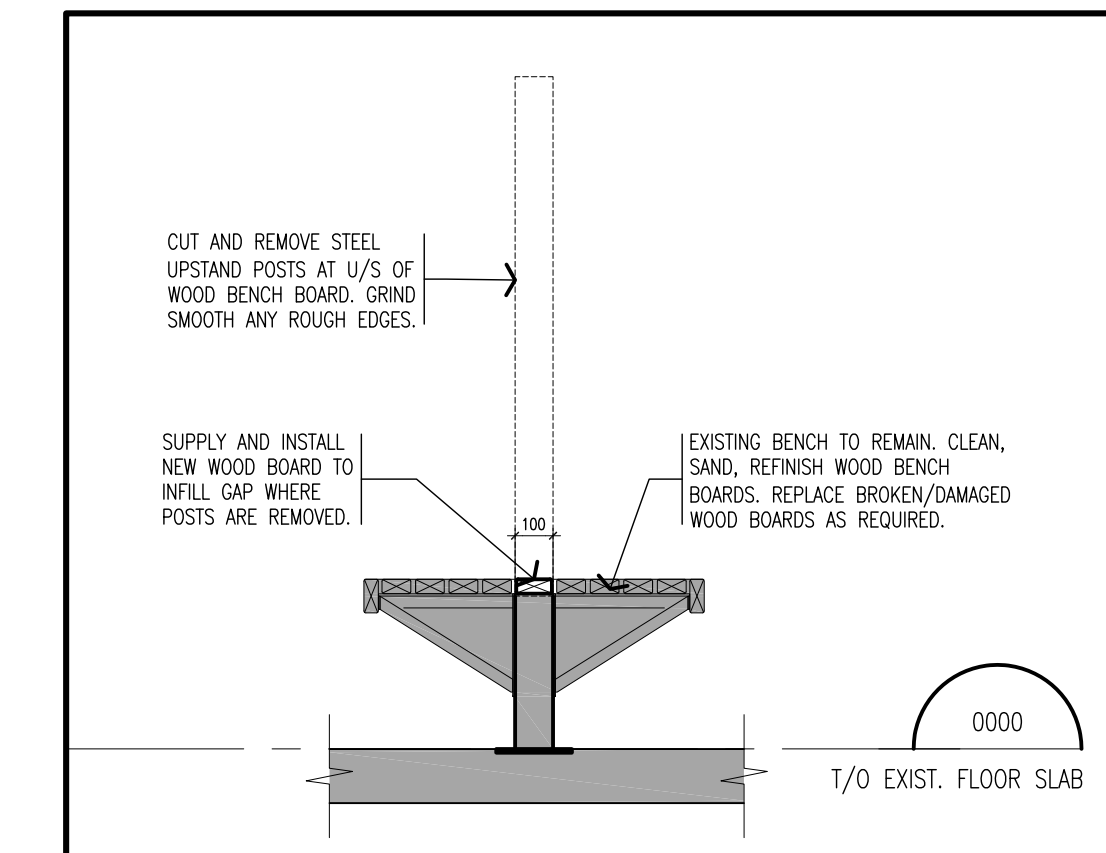
5 SECTION THRU NEW UNIVERSAL AND SINGLE USE WASHROOM scale: 1:20




6 SECTION THRU EXISTING SHOWER AND GIRL'S CHANGEROOM scale: 1:20



7 SECTION THRU NEW SHOWER AT NEW SINGLE USE CHANGEROOM scale: 1:20



8 SECTION THRU NEW BENCH scale: 1:10



9 RESERVED scale: 1:20

- DRAWING NOTES**
- 01 TOILET PAPER DISPENSER. SUPPLIED BY OWNER AND INSTALLED BY GENERAL CONTRACTOR.
 - 02 SOAP DISPENSER. SUPPLIED BY OWNER AND INSTALLED BY GENERAL CONTRACTOR.
 - 03 SANITARY NAPKIN DISPOSAL. SUPPLIED BY OWNER AND INSTALLED BY THE GENERAL CONTRACTOR.
 - 04 TILTED MIRROR AS PER O.B.C. REQUIREMENTS. SUPPLIED BY OWNER AND INSTALLED BY THE GENERAL CONTRACTOR.
 - 05 CERAMIC TILE WALL BASE.
 - 06 HAND DRYER. SUPPLIED BY OWNER AND INSTALLED BY THE GENERAL CONTRACTOR.
 - 07 RESERVED.
 - 08 GRAB BAR AS PER O.B.C. REQUIREMENTS. SUPPLIED BY OWNER AND INSTALLED BY THE GENERAL CONTRACTOR.
 - 09 NEW CERAMIC FLOOR TILE FINISH.
 - 10 EXISTING HEATER TO REMAIN c/w NEW PAINT FINISH.
 - 11 NEW COAT HOOK.
 - 12 EXISTING BRACKET TO REMAIN c/w PAINT FINISH.
 - 13 NEW 100mm x 100mm HSS POST PAINTED.
 - 14 RESERVED.
 - 15 RESERVED.
 - 16 WASHROOM PARTITION.
 - 17 NEW MILLWORK BENCH.
 - 18 BRADLEY SINK FIXTURE.
 - 19 TOILET FIXTURE.
 - 20 NEW STEEL BRACKET PAINTED.
 - 21 RESERVED.
 - 22 RESERVED.
 - 23 RESERVED.
 - 24 RESERVED.
 - 25 RESERVED.
 - 26 WALL MOUNTED PAPER TOWEL DISPENSER.
 - 27 EXISTING WALL MOUNTED HEATER UNIT TO BE PAINTED.
 - 28 INFILL EXISTING OPENING IN WALL w/ NEW CONCRETE BLOCK.

- LEGEND**
- PT-X PAINT FINISH. COLOUR TO BE CONFIRMED BY OWNER.
 - CT-X CERAMIC WALL TILE.

drawn ASD
last worked on by 24.03.28 JR
checked BRJ
print date 2024.03.28

BJC
architects + assoc. inc.

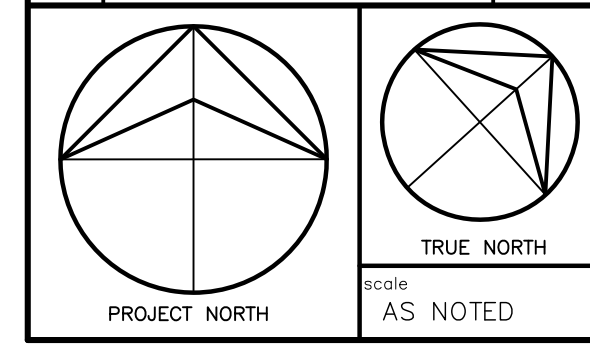
client
HAMILTON-WENTWORTH DISTRICT SCHOOL BOARD
20 EDUCATION COURT HAMILTON ONTARIO
project
WATERDOWN SECONDARY SCHOOL WASHROOM & CHANGEROOM RENOVATIONS
215 PARKSIDE DRIVE WATERDOWN ONTARIO

drawing title
WALL SECTIONS
reference
project no. 23-075 client reference number
sheet no. **A-30002**

NOTE:
 This drawing and all associated documentation are the confidential property of BJC architects + assoc. inc. and must be returned upon request. Any duplication, reuse, revision and/or distribution in part or whole without the prior written authorization of BJC architects + assoc. inc. is strictly prohibited. Each contractor will check and verify all dimensions and report all errors and omissions to the design professional whose seal is affixed to this drawing. Do not scale this drawing.
 The information and material herein reflect the best judgement of BJC architects + assoc. inc., in light of the information available to them at the time of preparation of these documents. Any use which a third party makes of these documents, or any reliance on or decisions to be made based on them, is the sole responsibility of such third party. BJC architects + assoc. inc. accepts no responsibility for damages, if any, suffered by any third party as a result of decisions made or actions based on these documents.
 © BJC architects + assoc. inc. 2024

ISSUED FOR TENDER

02	ISSUED FOR TENDER	24.03.28
01	ISSUED FOR PERMIT	24.01.08
No.	REVISIONS	date



ARCHITECTS OF ONTARIO
 ARCHITECTS
 BARRY JOHNSON
 LICENCE
 8584

drawn by ASD
 last worked on by 24.03.28
 checked by BRJ
 print date 2024.03.28

BJC
 architects + assoc. inc.

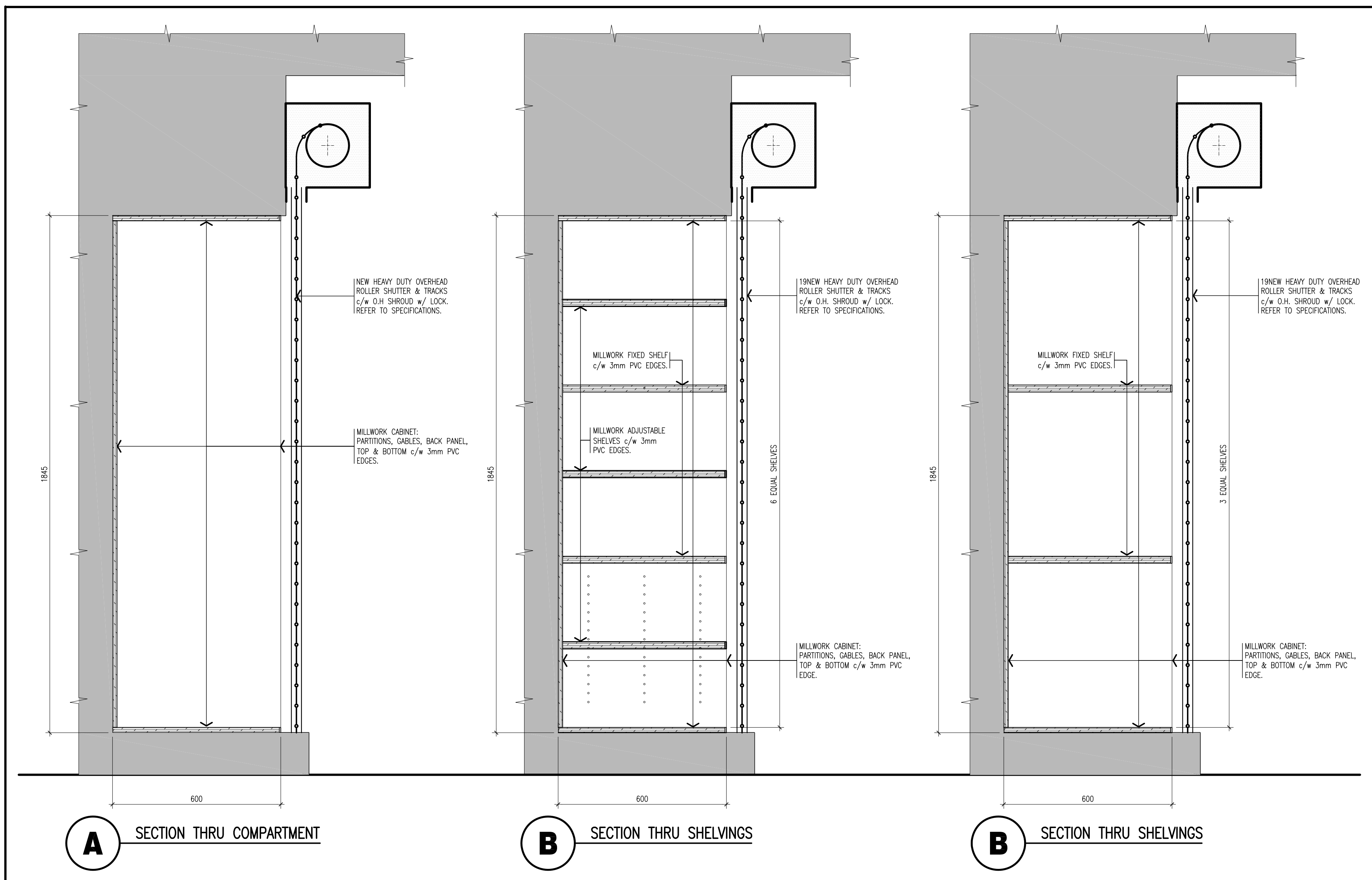
client
HAMILTON-WENTWORTH DISTRICT SCHOOL BOARD
 20 EDUCATION COURT
 HAMILTON ONTARIO

project
WATERDOWN SECONDARY SCHOOL WASHROOM & CHANGEROOM RENOVATIONS
 215 PARKSIDE DRIVE
 WATERDOWN ONTARIO

drawing title
MILLWORK AND MISCELLANEOUS DETAILS

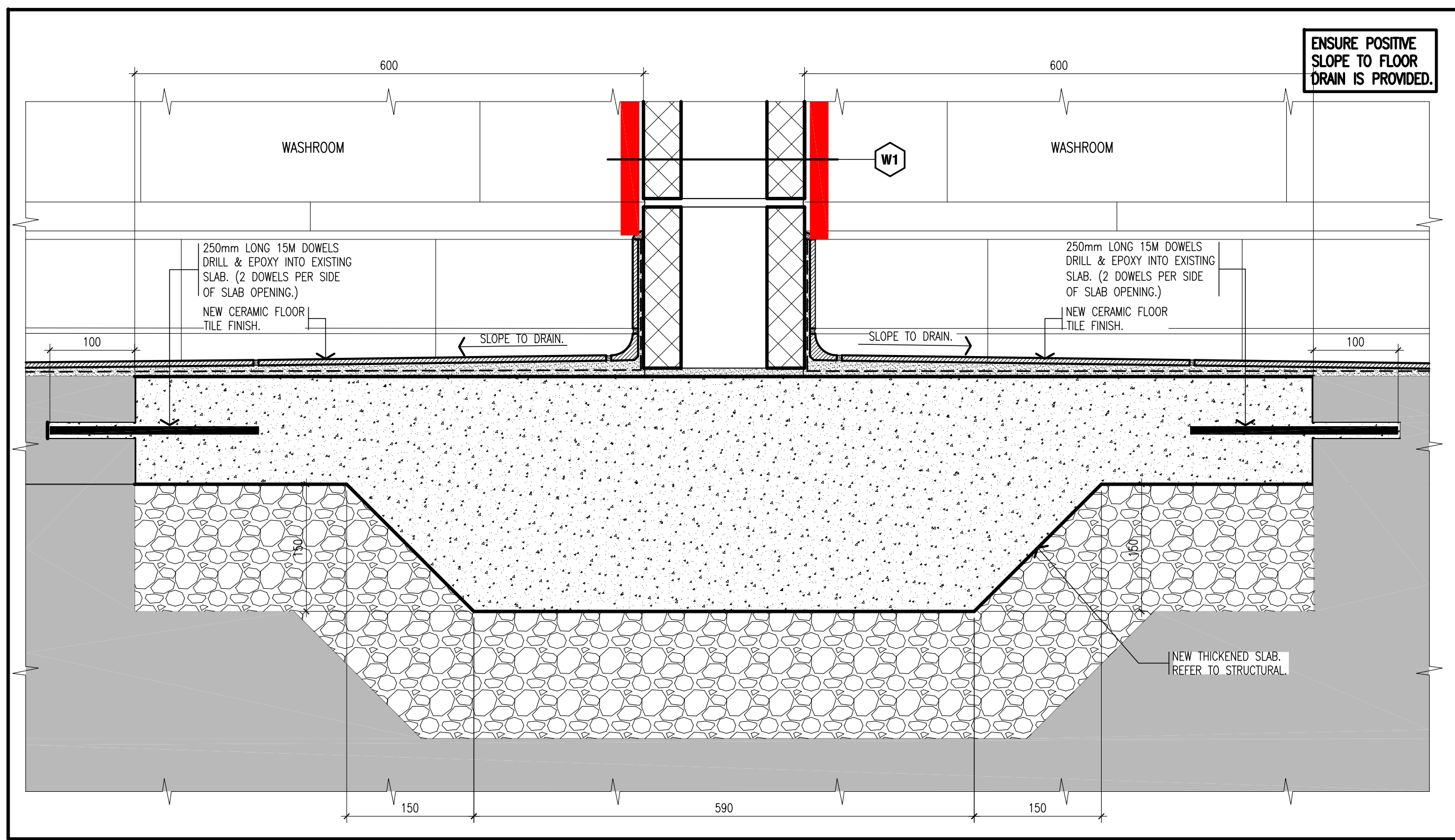
project no.	client reference number
23-075	
sheet no.	

A-50002

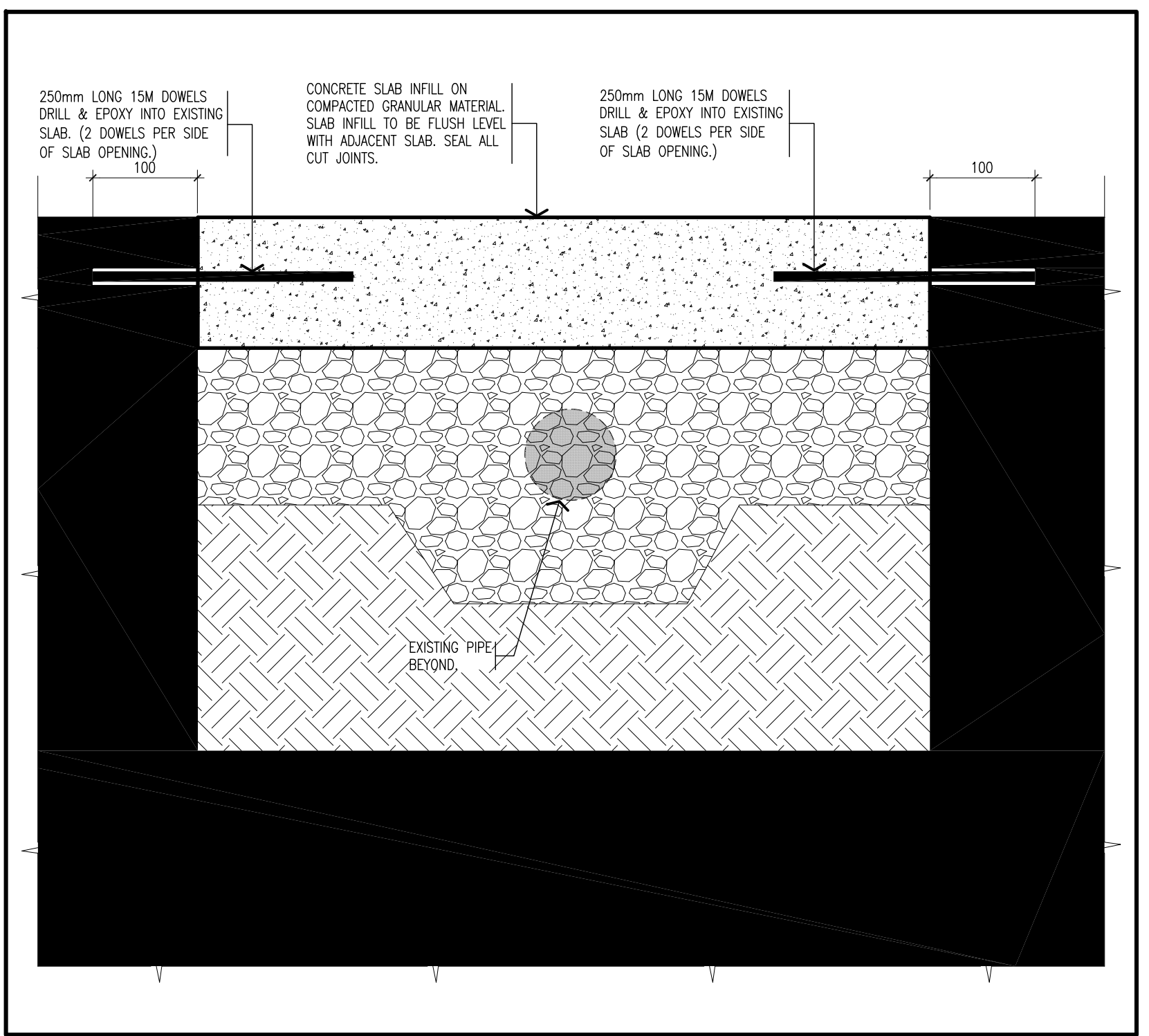


1 MILLWORK DETAIL SECTIONS
 scale: 1:10

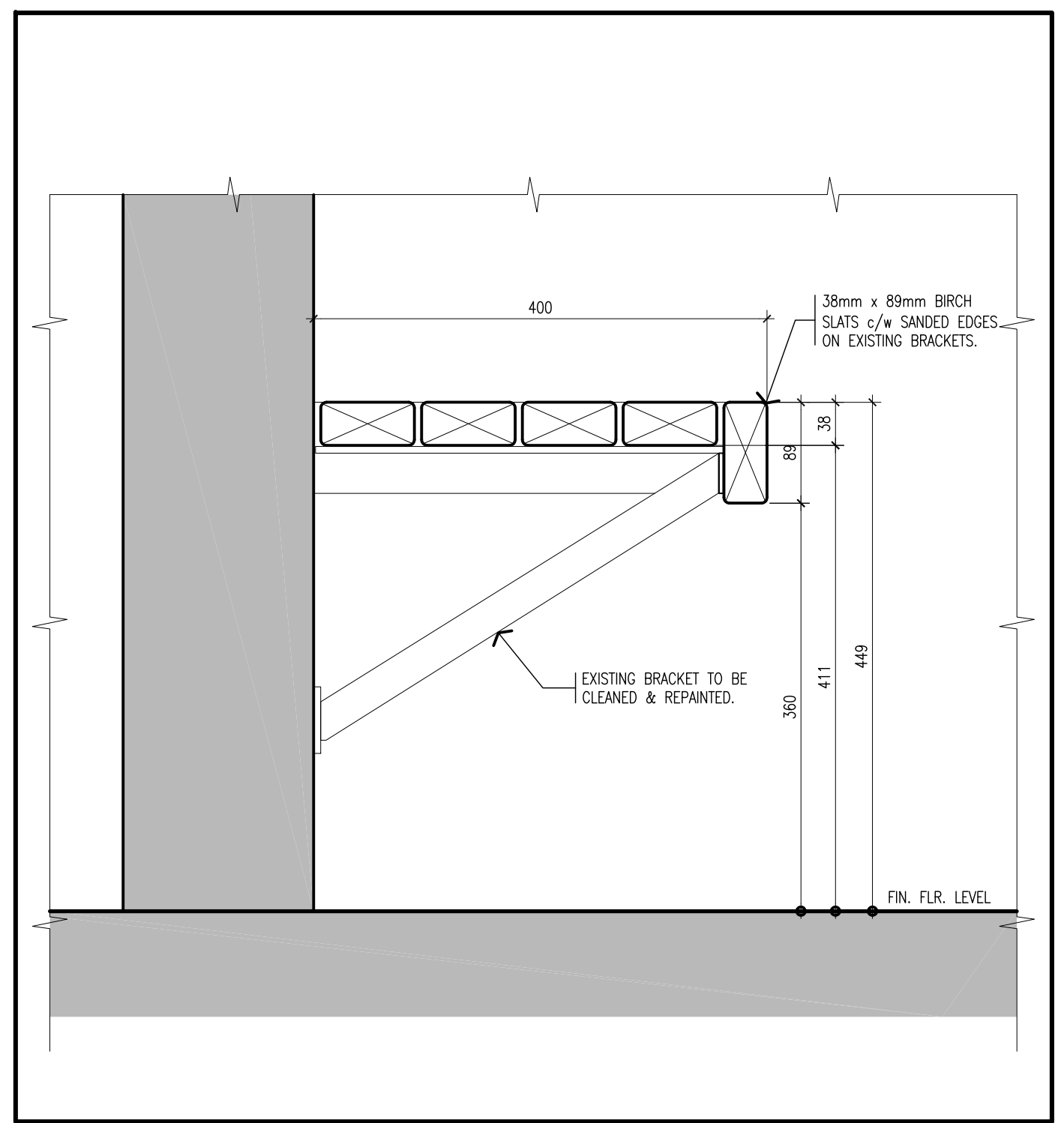
2 RESERVED
 scale: XXX



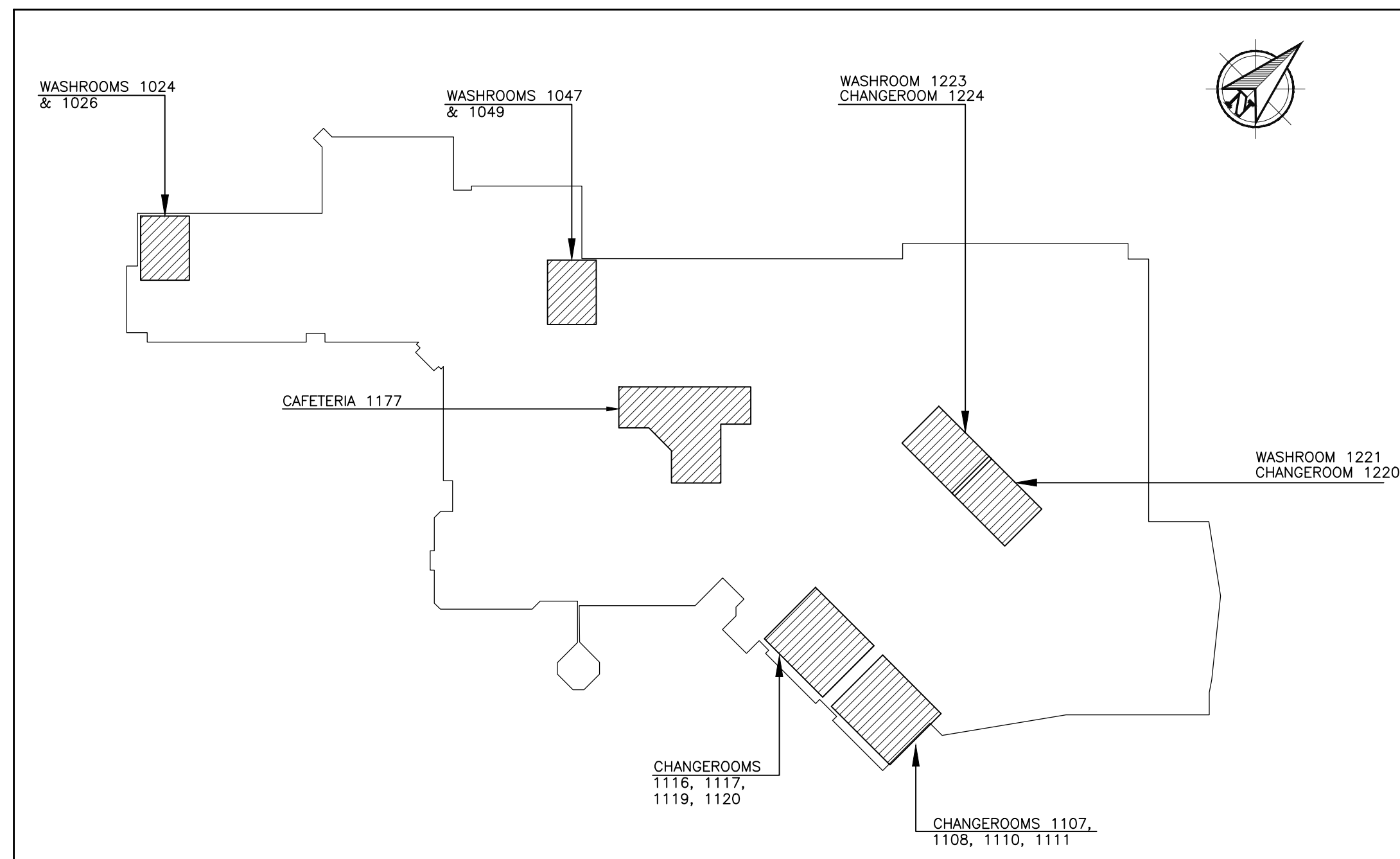
3 SECTION DETAIL THRU CONCRETE BLOCK WALL ON THICKENED SLAB
 scale: 1:5



4 CONCRETE SLAB INFILL DETAIL
 scale: 1:5



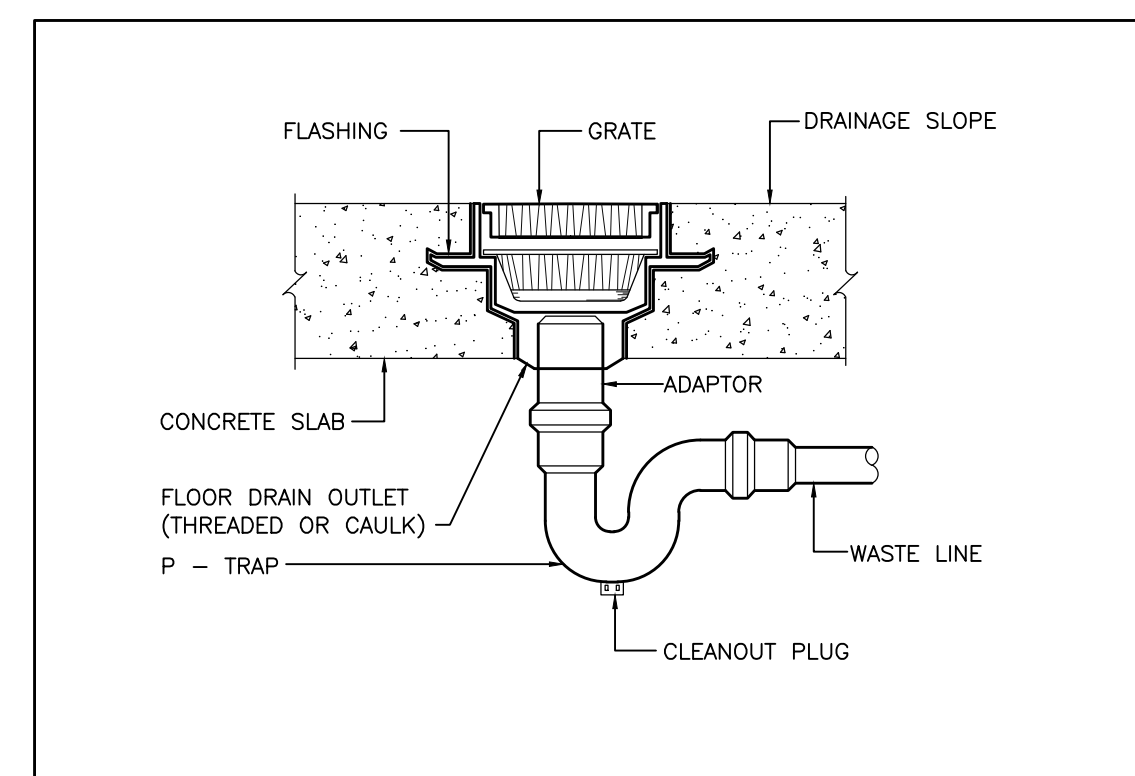
5 DETAIL OF BENCH ON EXISTING BRACKET
 scale: 1:5



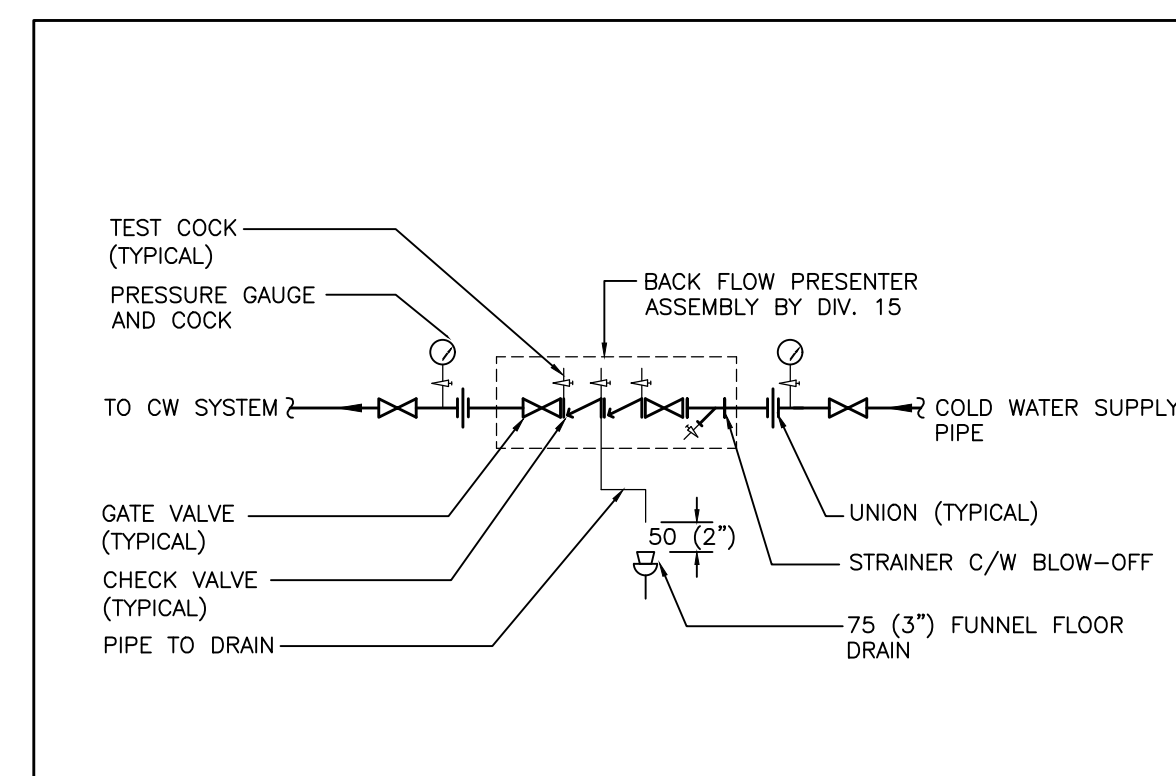
KEY PLAN - 1ST FLOOR
N.T.S.

PLUMBING FIXTURE SERVICES SCHEDULE							
REF.	FIXTURE NAME	TYPE	LOCATION	HOT	COLD	DRAIN	VENT
WC-1	WATER CLOSET	FLOOR MOUNTED, FLUSH VALVE	REFER TO PLANS	-	25	100	50
WC-2	WATER CLOSET	FLOOR MOUNTED, FLUSH VALVE, BARRIER FREE	REFER TO PLANS	-	12	100	50
WC-3	WATER CLOSET	WALL MOUNTED, FLUSH VALVE	REFER TO PLANS	-	12	100	50
WC-4	WATER CLOSET	WALL MOUNTED, FLUSH VALVE, BARRIER FREE	REFER TO PLANS	-	12	100	50
U-1	URINAL	WALL MOUNTED, MATRIX TYPE	REFER TO PLANS	-	25	50	38
U-2	URINAL	WALL MOUNTED, AUTOMATIC FLUSH VALVE	REFER TO PLANS	-	25	50	38
U-3	URINAL	WALL MOUNTED, MATRIX TYPE, BARRIER FREE	REFER TO PLANS	-	25	50	38
WF-1	WASHFOUNTAIN	SEMI CIRCULAR, FLOOR MOUNTED, FOUR USERS	REFER TO PLANS	25	25	50	38
WF-2	WASHFOUNTAIN	CORNER, FLOOR MOUNTED, THREE USERS	REFER TO PLANS	25	25	50	38
L-1	LAVATORY	WALL HUNG, 100MM CENTRE FAUCET	REFER TO PLANS	12	12	38	38
L-2	LAVATORY	WALL HUNG, 100MM CENTRE FAUCET, BARRIER FREE	REFER TO PLANS	12	12	38	38
SH-1	ACCESSIBLE SHOWER	SHOWER HOSE WITH TEMP. MIXING VALVE	REFER TO PLANS	12	12	-	-
SH-2	STUDENT SHOWER	SHOWER HEAD WITH TIMED BUTTON CONTROL	REFER TO PLANS	12	12	-	-
SH-3	STAFF SHOWER	SHOWER HEAD WITH TEMP. MIXING VALVE	REFER TO PLANS	12	12	-	-

SCHEDULE OF GRILLES & DIFFUSERS						
TYPE	SERVICE	MANUFACTURER	MODEL	VOLUME CONTROL	FINISH	REMARKS
A	SUPPLY	E.H. PRICE	SCDA-FR	YES	B12	SQUARE CONE DIFFUSER, FIRE RATED
B	RETURN	E.H. PRICE	80-FR	YES	B12	EGG CRATE RETURN GRILLE, FIRE RATED
B	RETURN	E.H. PRICE	530-FR	YES	B12	LOUVERED RETURN GRILLE, FIRE RATED



DETAIL OF FLOOR DRAIN INSTALLATION
N.T.S.



BACK FLOW PREVENTER ASSEMBLY DETAIL
N.T.S.

SYMBOLS LIST	
SYMBOL	DESCRIPTION
	SHEET METAL DUCT - FIRST FIGURE INDICATES DIMENSION SHOWN
	SHEET METAL RISER UP - SUPPLY
	SHEET METAL RISER UP - RETURN AND EXHAUST
	SHEET METAL RISER DOWN - SUPPLY
	SHEET METAL RISER DOWN - RETURN AND EXHAUST
	BALANCE DAMPER
	SUPPLY AIR GRILLE
	EXHAUST OR RECIRC. GRILLE
	SUPPLY AIR CEILING DIFFUSER
	RETURN AIR CEILING GRILLE
	FLEXIBLE CONNECTION
	ROOM THERMOSTAT
	TRANSFER DUCT

SYMBOL	DESCRIPTION
	HEATING WATER SUPPLY
	HEATING WATER RETURN
	UNION
	MANUAL AIR VENT
	PUMP
	AUTOMATIC CONTROL VALVE - TWO WAY
	MIXING OR DIVERTER VALVE (3-WAY)
	ISOLATION VALVE
	BALANCING VALVE
	CHECK VALVE
	STRAINER - OVER 50mm PROVIDE WITH VALVED FLUSHING DRAIN
	SUPERVISED VALVE
	PRESSURE REDUCING VALVE
	PRESSURE RELIEF VALVE
	PIPE TURNING DOWN
	PIPE TURNING UP
	PRESSURE GAUGE
	SPRINKLER HEAD RECESSED TYPE
	SPRINKLER HEAD UPRIGHT TYPE

ABBR.	DESCRIPTION
AFF	ABOVE FINISHED FLOOR
AFR	ABOVE FINISHED ROOF
AHU	AIR HANDLING UNIT
AV	AIR VENT
CTE	CONNECT TO EXISTING
CUT	CUT POINT OF EXISTING SERVICE
C/W	COMPLETE WITH
EX	EXISTING TO REMAIN
R	DENOTES EXISTING TO BE REMOVED ENTIRELY U.N.O.
ER	EXISTING TO BE RELOCATED
RE	EXISTING IN RELOCATED POSITION
N	NEW EQUIPMENT
E/A	EXHAUST AIR
O/A	OUTSIDE AIR
R/A	RETURN AIR
S/A	SUPPLY AIR
PRV	PRESSURE REDUCING VALVE
VFD	VARIABLE FREQUENCY DRIVE
OED	OPEN ENDED DUCT
A/D	ACCESS DOOR

HWDSB

NOTE:
CONTRACTORS SHALL VERIFY AND BE RESPONSIBLE FOR ALL DIMENSIONS AND CONDITIONS ON THE JOB AND THE ENGINEER SHALL BE INFORMED OF ANY VARIATIONS FROM THE DIMENSIONS AND CONDITIONS SHOWN ON THE DRAWINGS. DO NOT SCALE DRAWINGS. SHOP DRAWINGS SHALL BE SUBMITTED TO THE ENGINEER FOR APPROVAL BEFORE PROCEEDING WITH FABRICATION. THIS DRAWING IS THE PROPERTY OF SAB ENGINEERING INC. AND SHALL NOT BE REPRODUCED WITHOUT THEIR PERMISSION AND UNLESS THE REPRODUCTION CARRIES THEIR NAME. ALL INFORMATION SHOWN ON THIS DRAWING IS FOR USE ON THE SPECIFIED PROJECT ONLY AND SHALL NOT BE USED OTHERWISE WITHOUT WRITTEN PERMISSION OF SAB ENGINEERING INC.

No.	REVISIONS	date
03	ISSUED FOR TENDER	APR/11/24
02	ISSUED FOR PERMIT	JAN/09/24
01	ISSUED FOR COORDINATION	NOV/28/23

PROJECT NORTH

drawn by E.T.
last worked on by
checked by O.S.
print date 2024.03.20

LICENCED PROFESSIONAL ENGINEER
APRIL, 2024
O. STRASHEIN
10058851
PROVINCE OF ONTARIO

SAB ENGINEERING Inc.
588 EDWARD AVE., UNIT 25, RICHMOND HILL, ONT. L4C 9Y6
TEL (905) 787 8885 FAX (905) 787 8771

client
HAMILTON-WENTWORTH DISTRICT SCHOOL BOARD
20 EDUCATION COURT
HAMILTON ONTARIO

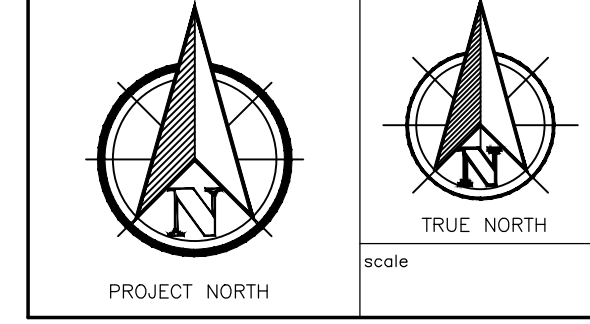
project
WASHROOM & CHANGEROOM RENOVATIONS AT WATERDOWN SECONDARY SCHOOL
215 PARKSIDE DRIVE
WATERDOWN ONTARIO

drawing title
KEY PLAN, SYMBOL LISTS, SCHEDULES & GENERAL NOTE - MECHANICAL

NOTE:
 CONTRACTORS SHALL VERIFY AND BE RESPONSIBLE FOR ALL DIMENSIONS AND CONDITIONS ON THE JOB AND THE ENGINEER SHALL BE INFORMED OF ANY VARIATIONS FROM THE DIMENSIONS AND CONDITIONS SHOWN ON THE DRAWINGS. DO NOT SCALE DRAWINGS. SHOP DRAWINGS SHALL BE SUBMITTED TO THE ENGINEER FOR APPROVAL BEFORE PROCEEDING WITH FABRICATION. THIS DRAWING IS THE PROPERTY OF SAB ENGINEERING INC. AND SHALL NOT BE REPRODUCED WITHOUT THEIR PERMISSION AND UNLESS THE REPRODUCTION CARRIES THEIR NAME. ALL INFORMATION SHOWN ON THIS DRAWING IS FOR USE ON THE SPECIFIED PROJECT ONLY AND SHALL NOT BE USED OTHERWISE WITHOUT WRITTEN PERMISSION OF SAB ENGINEERING INC.

03	ISSUED FOR TENDER	APR/11/24
02	ISSUED FOR PERMIT	JAN/09/24
01	ISSUED FOR COORDINATION	NOV/28/23

No.	REVISIONS	date



	drawn	E.T.
	last worked on by	
	checked	O.S.
	print date	2024.03.20

SAB ENGINEERING Inc.
 588 EDWARD AVE., UNIT 25, RICHMOND HILL, ONT., L4C 9Y6
 TEL. (905) 787 8885 FAX (905) 787 8771

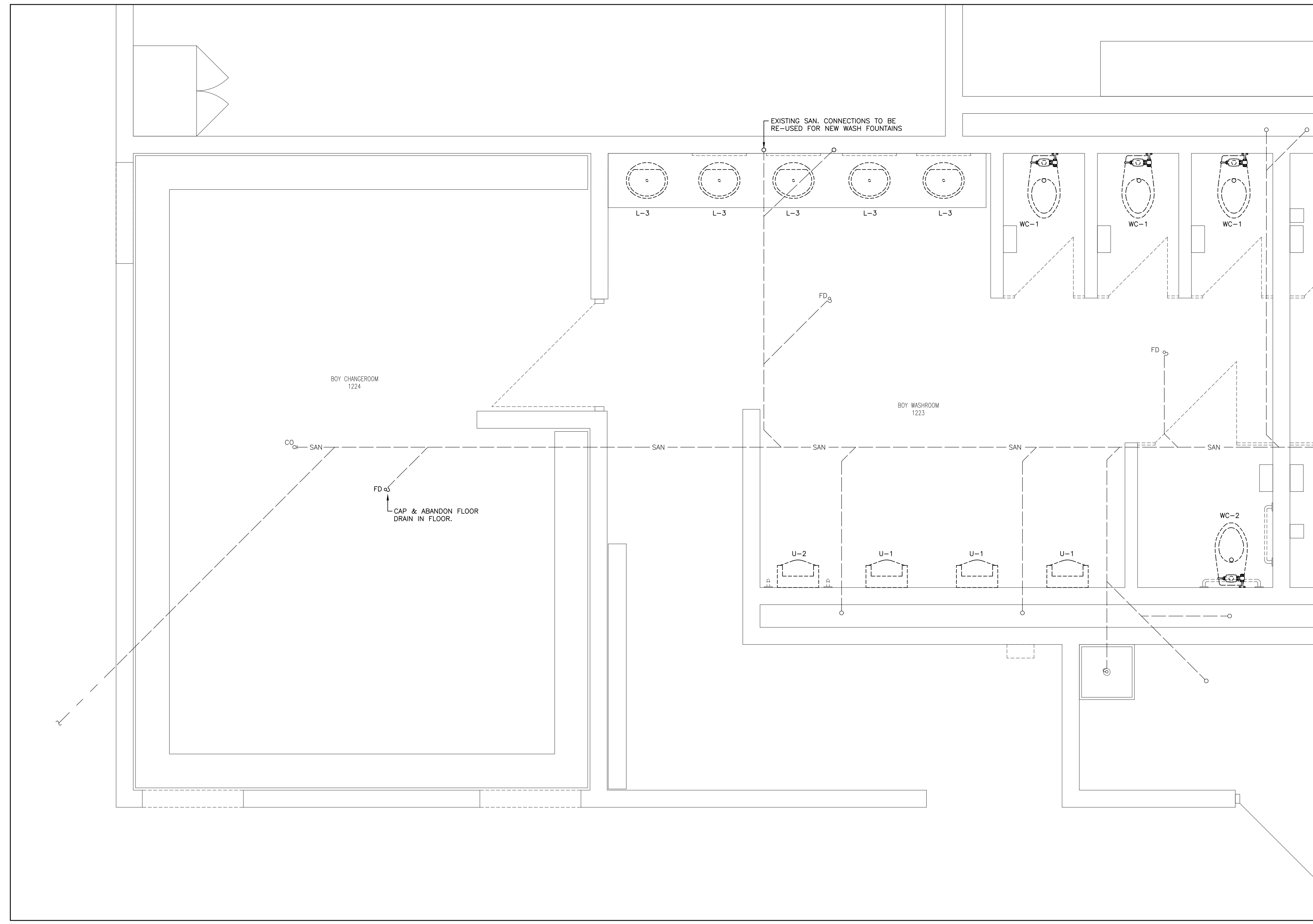
client
HAMILTON-WENTWORTH DISTRICT SCHOOL BOARD
 20 EDUCATION COURT HAMILTON ONTARIO

project
WASHROOM & CHANGEROOM RENOVATIONS AT WATERDOWN SECONDARY SCHOOL
 215 PARKSIDE DRIVE WATERDOWN ONTARIO

drawing title
WASHROOM 1223 & CHANGEROOM 1224 - U/G PLUMBING - EXISTING & DEMOLITION WORK - MECHANICAL

project no.	client reference number
23-075	
sheet no.	

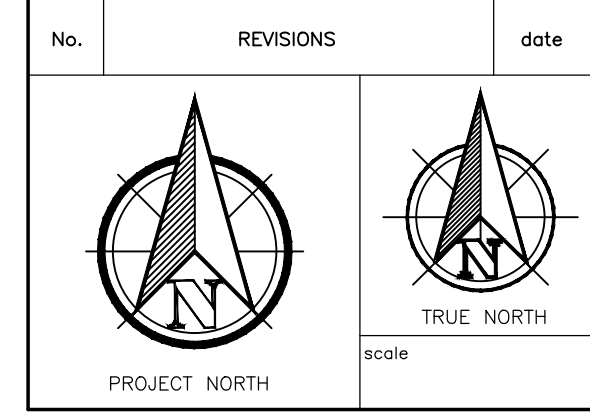
M - 0 2 0 3



WASHROOM 1223 & CHANGEROOM 1224 - U/G PLUMBING - EXISTING & DEMOLITION WORK
 SCALE: 1:25

NOTE:
 CONTRACTORS SHALL VERIFY AND BE RESPONSIBLE FOR ALL DIMENSIONS AND CONDITIONS ON THE JOB AND THE ENGINEER SHALL BE INFORMED OF ANY VARIATIONS FROM THE DIMENSIONS AND CONDITIONS SHOWN ON THE DRAWINGS. DO NOT SCALE DRAWINGS. SHOP DRAWINGS SHALL BE SUBMITTED TO THE ENGINEER FOR APPROVAL BEFORE PROCEEDING WITH FABRICATION. THIS DRAWING IS THE PROPERTY OF SAB ENGINEERING INC. AND SHALL NOT BE REPRODUCED WITHOUT THEIR PERMISSION AND UNLESS THE REPRODUCTION CARRIES THEIR NAME. ALL INFORMATION SHOWN ON THIS DRAWING IS FOR USE ON THE SPECIFIED PROJECT ONLY AND SHALL NOT BE USED OTHERWISE WITHOUT WRITTEN PERMISSION OF SAB ENGINEERING INC.

03	ISSUED FOR TENDER	APR/11/24
02	ISSUED FOR PERMIT	JAN/09/24
01	ISSUED FOR COORDINATION	NOV/28/23



LICENSED PROFESSIONAL ENGINEER

APRIL, 2024

O. STRASHEIN

100588851

PROVINCE OF ONTARIO

drawn by
E.T.

last worked on by

checked by
O.S.

print date
2024.03.20



SAB ENGINEERING Inc.

588 EDWARD AVE., UNIT 25, RICHMOND HILL, ONT., L4C 9Y6
 TEL (905) 787 8885 FAX (905) 787 8771

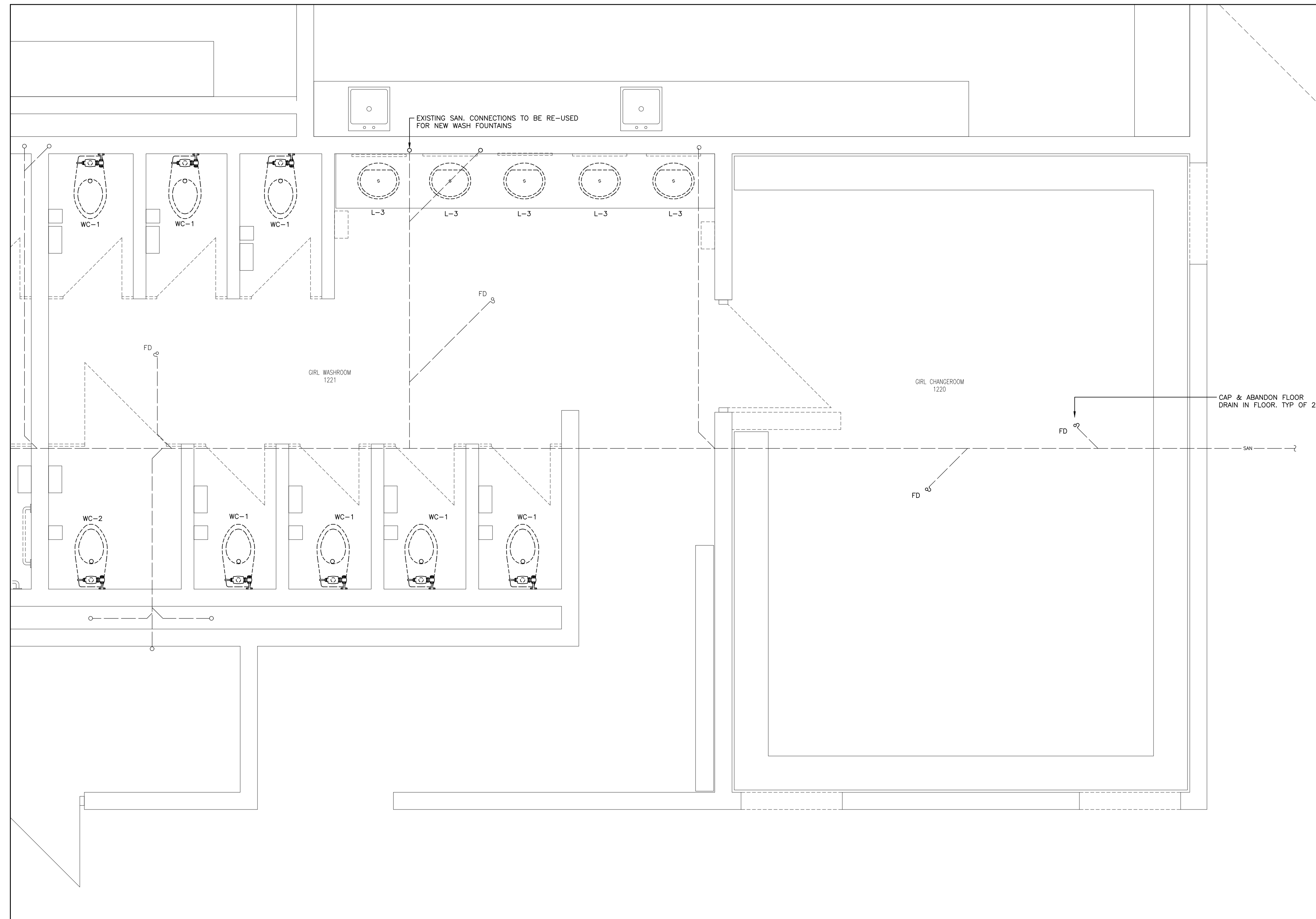
client
HAMILTON-WENTWORTH DISTRICT SCHOOL BOARD
 20 EDUCATION COURT
 HAMILTON ONTARIO

project
WASHROOM & CHANGEROOM RENOVATIONS AT WATERDOWN SECONDARY SCHOOL
 215 PARKSIDE DRIVE
 WATERDOWN ONTARIO

drawing title
CHANGEROOM 1220 & WASHROOM 1221 - U/G PLUMBING - EXISTING & DEMOLITION WORK - MECHANICAL

project no. 23-075	client reference number
sheet no.	

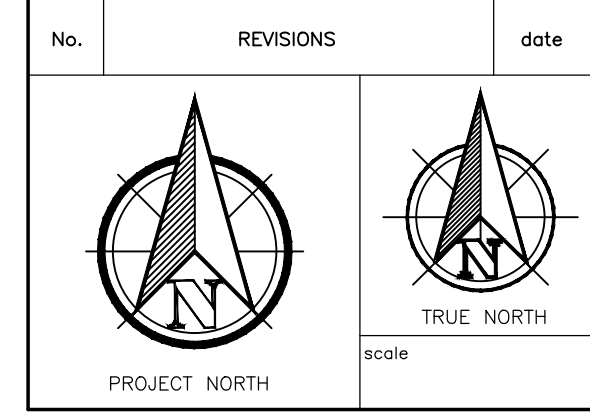
M - 03 03



CHANGEROOM 1220 & WASHROOM 1221 - U/G PLUMBING - EXISTING & DEMOLITION WORK
 SCALE: 1:25

NOTE:
 CONTRACTORS SHALL VERIFY AND BE RESPONSIBLE FOR ALL DIMENSIONS AND CONDITIONS ON THE JOB AND THE ENGINEER SHALL BE INFORMED OF ANY VARIATIONS FROM THE DIMENSIONS AND CONDITIONS SHOWN ON THE DRAWINGS. DO NOT SCALE DRAWINGS. SHOP DRAWINGS SHALL BE SUBMITTED TO THE ENGINEER FOR APPROVAL BEFORE PROCEEDING WITH FABRICATION. THIS DRAWING IS THE PROPERTY OF SAB ENGINEERING INC. AND SHALL NOT BE REPRODUCED WITHOUT THEIR PERMISSION AND UNLESS THE REPRODUCTION CARRIES THEIR NAME. ALL INFORMATION SHOWN ON THIS DRAWING IS FOR USE ON THE SPECIFIED PROJECT ONLY AND SHALL NOT BE USED OTHERWISE WITHOUT WRITTEN PERMISSION OF SAB ENGINEERING INC.

03	ISSUED FOR TENDER	APR/11/24
02	ISSUED FOR PERMIT	JAN/09/24
01	ISSUED FOR COORDINATION	NOV/28/23



LICENSED PROFESSIONAL ENGINEER
 APRIL, 2024
D. STRASHEIN
 100588851
 PROVINCE OF ONTARIO

drawn
E.T.

last worked on by

checked
O.S.

print date
2024.03.20

SAB ENGINEERING Inc.
 588 EDWARD AVE., UNIT 25, RICHMOND HILL, ONT., L4C 9Y6
 TEL. (905) 787 8885 FAX (905) 787 8771

client
HAMILTON-WENTWORTH DISTRICT SCHOOL BOARD
 20 EDUCATION COURT
 HAMILTON ONTARIO

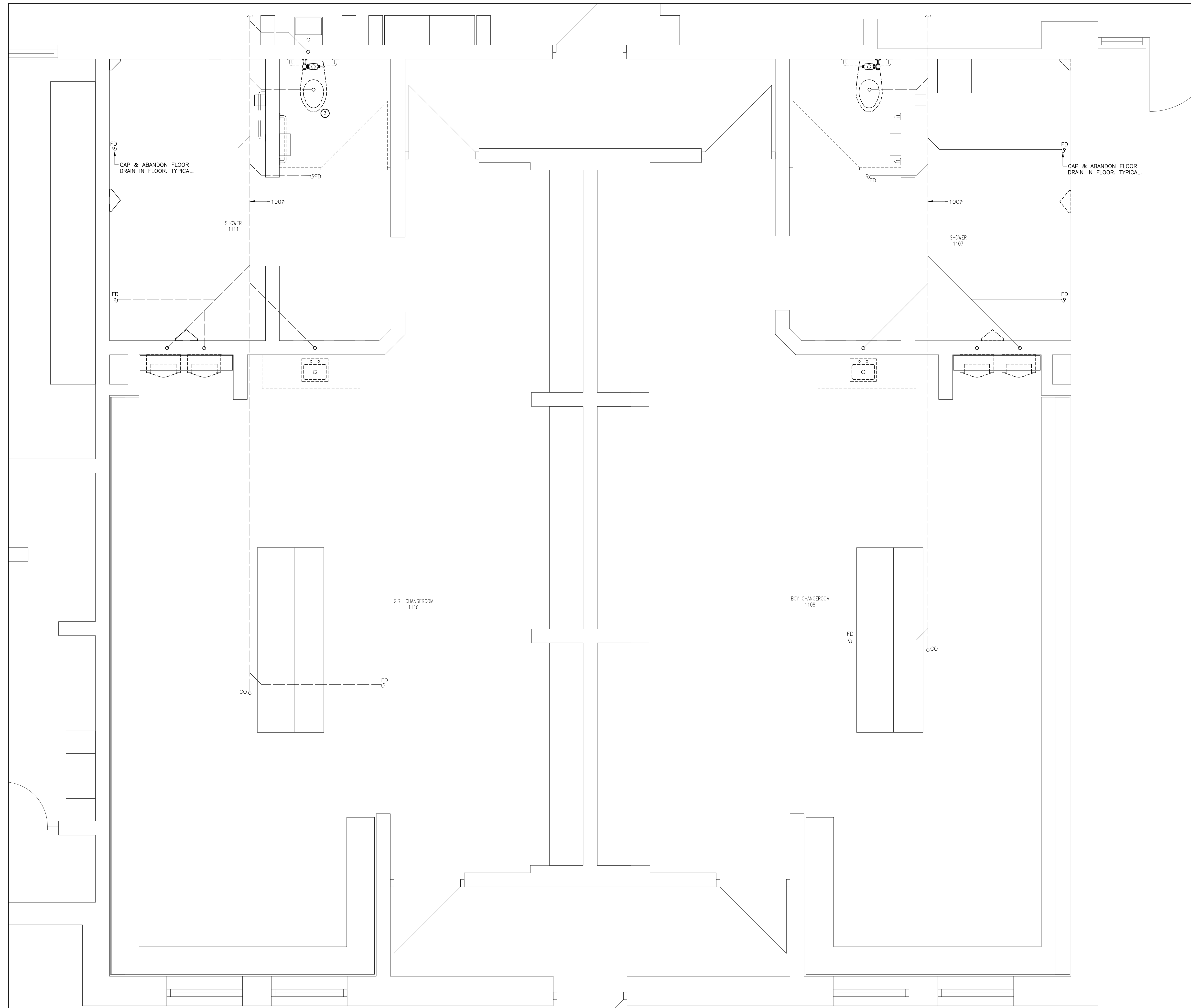
project
WASHROOM & CHANGEROOM RENOVATIONS AT WATERDOWN SECONDARY SCHOOL
 215 PARKSIDE DRIVE
 WATERDOWN ONTARIO

drawing title
CHANGEROOMS 1107, 1108, 1110, & 1111 - U/G PLUMBING - EXISTING & DEMOLITION WORK

reference

project no. 23-075	client reference number
-----------------------	-------------------------

sheet no.
M - 0403



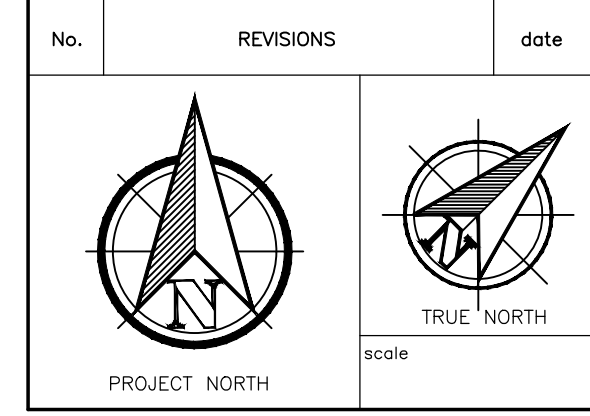
SHOWER/CHANGEROOM 1107, 1108, 1110, & 1111 - U/G PLUMBING - EXISTING & DEMOLITION WORK
 SCALE: 1:25


- DEMOLITION NOTES:**
- 1 REMOVE EXISTING FLOOR MOUNTED WATER CLOSET WITH FLUSH VALVE ASSEMBLY. DISCONNECT FROM SANITARY DRAIN & DCW PIPING.
 - 2 REMOVE EXISTING BARRIER FREE FLOOR MOUNTED WATER CLOSET WITH FLUSH VALVE ASSEMBLY. DISCONNECT FROM SANITARY DRAIN & DCW PIPING.
 - 3 REMOVE EXISTING WALL MOUNTED URINAL COMPLETE WITH ACCESSORIES. DISCONNECT FROM SANITARY DRAIN & DCW PIPING.
 - 4 REMOVE EXISTING WASH FOUNTAIN COMPLETE WITH ACCESSORIES. DISCONNECT FROM SANITARY DRAIN, DCW & DHW PIPING.
 - 5 REMOVE BARRIER FREE COUNTER TOP MOUNTED LAVATORY COMPLETE WITH ACCESSORIES. DISCONNECT FROM SANITARY DRAIN, DCW & DHW PIPING.

NOTE:
 LOCATION AND ROUTING OF DOMESTIC WATER PIPING INSIDE THE WASHROOM/CHANGEROOM CEILING SPACE IS BASED ON AVAILABLE RECORD DRAWINGS AND MAY NOT BE EXACTLY AS SHOWN. CONTRACTOR SHALL INVESTIGATE AND LOCATE THE WATER ISOLATION VALVES FOR ALL WORK AREAS.
 EXACT LOCATION OF ALL SERVICES TO BE CONFIRMED ON SITE PRIOR TO DEMOLITION.

NOTE:
 CONTRACTORS SHALL VERIFY AND BE RESPONSIBLE FOR ALL DIMENSIONS AND CONDITIONS ON THE JOB AND THE ENGINEER SHALL BE INFORMED OF ANY VARIATIONS FROM THE DIMENSIONS AND CONDITIONS SHOWN ON THE DRAWINGS. DO NOT SCALE DRAWINGS. SHOP DRAWINGS SHALL BE SUBMITTED TO THE ENGINEER FOR APPROVAL BEFORE PROCEEDING WITH FABRICATION. THIS DRAWING IS THE PROPERTY OF SAB ENGINEERING INC. AND SHALL NOT BE REPRODUCED WITHOUT THEIR PERMISSION AND UNLESS THE REPRODUCTION CARRIES THEIR NAME. ALL INFORMATION SHOWN ON THIS DRAWING IS FOR USE ON THE SPECIFIED PROJECT ONLY AND SHALL NOT BE USED OTHERWISE WITHOUT WRITTEN PERMISSION OF SAB ENGINEERING INC.

03	ISSUED FOR TENDER	APR/11/24
02	ISSUED FOR PERMIT	JAN/09/24
01	ISSUED FOR COORDINATION	NOV/28/23



	drawn	E.T.
	last worked on by	
	checked	O.S.
	print date	2024.03.20

SAB ENGINEERING Inc.
 588 EDWARD AVE., UNIT 25, RICHMOND HILL, ONT., L4C 9Y6
 TEL. (905) 787 8885 FAX (905) 787 8771

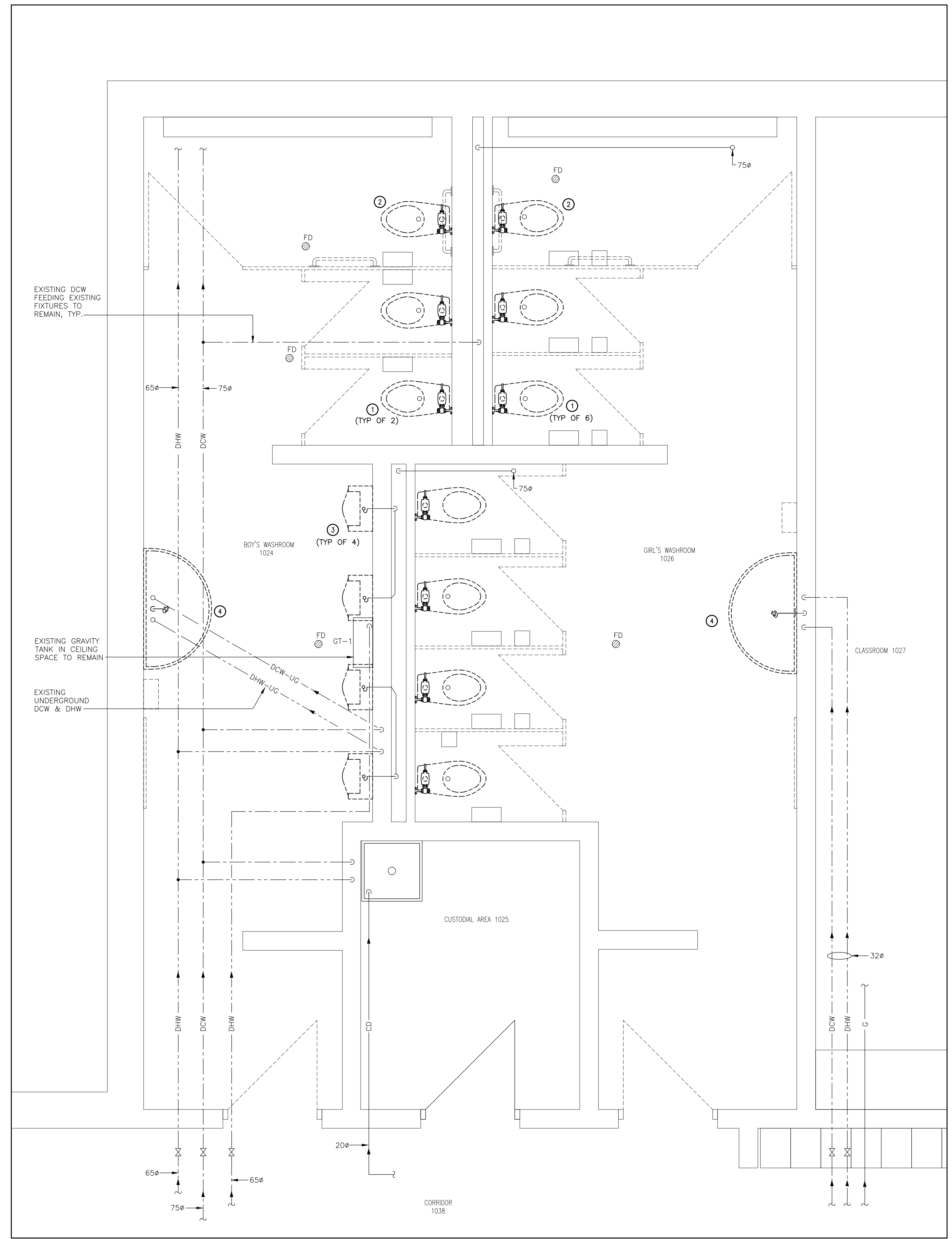
client
HAMILTON-WENTWORTH DISTRICT SCHOOL BOARD
 20 EDUCATION COURT HAMILTON ONTARIO

project
WASHROOM & CHANGEROOM RENOVATIONS AT WATERDOWN SECONDARY SCHOOL
 215 PARKSIDE DRIVE WATERDOWN ONTARIO

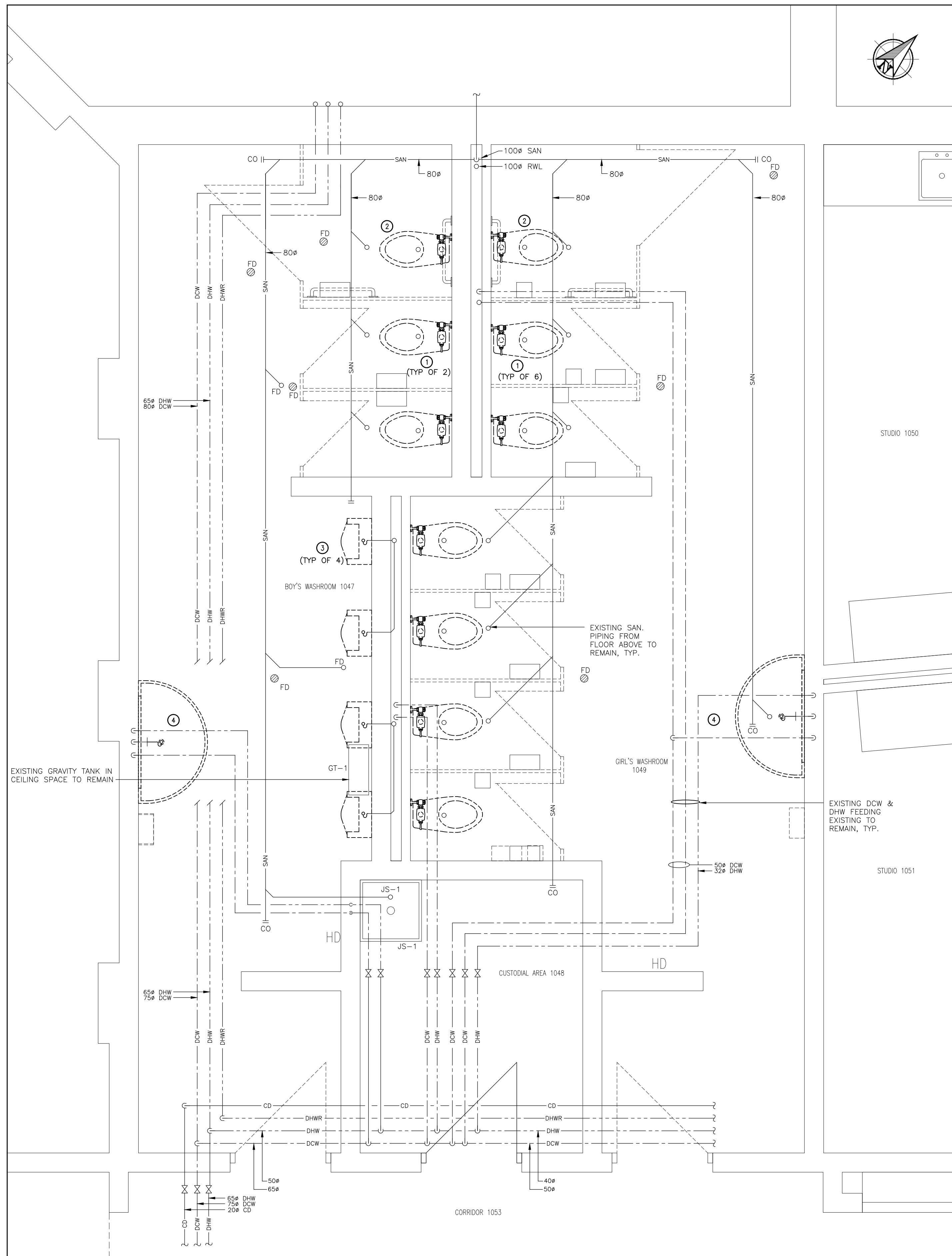
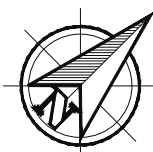
drawing title
WASHROOM 1024 & 1026 - PLUMBING - EXISTING & DEMOLITION WORK

reference	
project no.	client reference number
23-075	

sheet no.
M - 0503



WASHROOM 1024 & 1026 - PLUMBING - EXISTING & DEMOLITION WORK
 SCALE: 1:25



WASHROOM 1047 & 1049 - PLUMBING - EXISTING & DEMOLITION WORK
SCALE: 1:25

DEMOLITION NOTES:

- ① REMOVE EXISTING FLOOR MOUNTED WATER CLOSET WITH FLUSH VALVE ASSEMBLY. DISCONNECT FROM SANITARY DRAIN & DCW PIPING.
- ② REMOVE EXISTING BARRIER FREE FLOOR MOUNTED WATER CLOSET WITH FLUSH VALVE ASSEMBLY. DISCONNECT FROM SANITARY DRAIN & DCW PIPING.
- ③ REMOVE EXISTING WALL MOUNTED URINAL COMPLETE WITH ACCESSORIES. DISCONNECT FROM SANITARY DRAIN & DCW PIPING.
- ④ REMOVE EXISTING WASH FOUNTAIN COMPLETE WITH ACCESSORIES. DISCONNECT FROM SANITARY DRAIN, DCW & DHW PIPING.
- ⑤ REMOVE BARRIER FREE COUNTER TOP MOUNTED LAVATORY COMPLETE WITH ACCESSORIES. DISCONNECT FROM SANITARY DRAIN, DCW & DHW PIPING.
- ⑥ REMOVE EXISTING WALL MOUNTED URINAL COMPLETE WITH FLUSH VALVE. DISCONNECT FROM SANITARY DRAIN & DCW PIPING.
- ⑦ REMOVE EXISTING SHOWER COMPLETE WITH SHOWER HEAD AND SHOWER CONTROL BUTTON/MIXING VALVE. EXISTING SHOWER DRAIN TO REMAIN. EXISTING SHOWER BASE TO BE REMOVED. CUT THE WALL AND REMOVE TILES AS REQUIRED TO COMPLETE THE REPLACEMENT OF FIXTURES.

NOTE:

LOCATION AND ROUTING OF DOMESTIC WATER PIPING INSIDE THE WASHROOM/CHANGEROOM CEILING SPACE IS BASED ON AVAILABLE RECORD DRAWINGS AND MAY NOT BE EXACTLY AS SHOWN. CONTRACTOR SHALL INVESTIGATE AND LOCATE THE WATER ISOLATION VALVES FOR ALL WORK AREAS.
EXACT LOCATION OF ALL SERVICES TO BE CONFIRMED ON SITE PRIOR TO DEMOLITION.



NOTE:
CONTRACTORS SHALL VERIFY AND BE RESPONSIBLE FOR ALL DIMENSIONS AND CONDITIONS ON THE JOB AND THE ENGINEER SHALL BE INFORMED OF ANY VARIATIONS FROM THE DIMENSIONS AND CONDITIONS SHOWN ON THE DRAWINGS. DO NOT SCALE DRAWINGS. SHOP DRAWINGS SHALL BE SUBMITTED TO THE ENGINEER FOR APPROVAL BEFORE PROCEEDING WITH FABRICATION. THIS DRAWING IS THE PROPERTY OF SAB ENGINEERING INC. AND SHALL NOT BE REPRODUCED WITHOUT THEIR PERMISSION AND UNLESS THE REPRODUCTION CARRIES THEIR NAME. ALL INFORMATION SHOWN ON THIS DRAWING IS FOR USE ON THE SPECIFIED PROJECT ONLY AND SHALL NOT BE USED OTHERWISE WITHOUT WRITTEN PERMISSION OF SAB ENGINEERING INC.

03	ISSUED FOR TENDER	APR/11/24
02	ISSUED FOR PERMIT	JAN/09/24
01	ISSUED FOR COORDINATION	NOV/28/23

No.	REVISIONS	date
 PROJECT NORTH TRUE NORTH scale		

drawn
E.T.
last worked on by

checked
O.S.
print date
2024.03.20

LICENSED PROFESSIONAL ENGINEER
APRIL, 2024
D. STRASHEIN
10058851
PROVINCE OF ONTARIO

SAB ENGINEERING Inc.
588 EDWARD AVE., UNIT 25, RICHMOND HILL, ONT. L4C 9Y6
TEL. (905) 787 8885 FAX (905) 787 8771

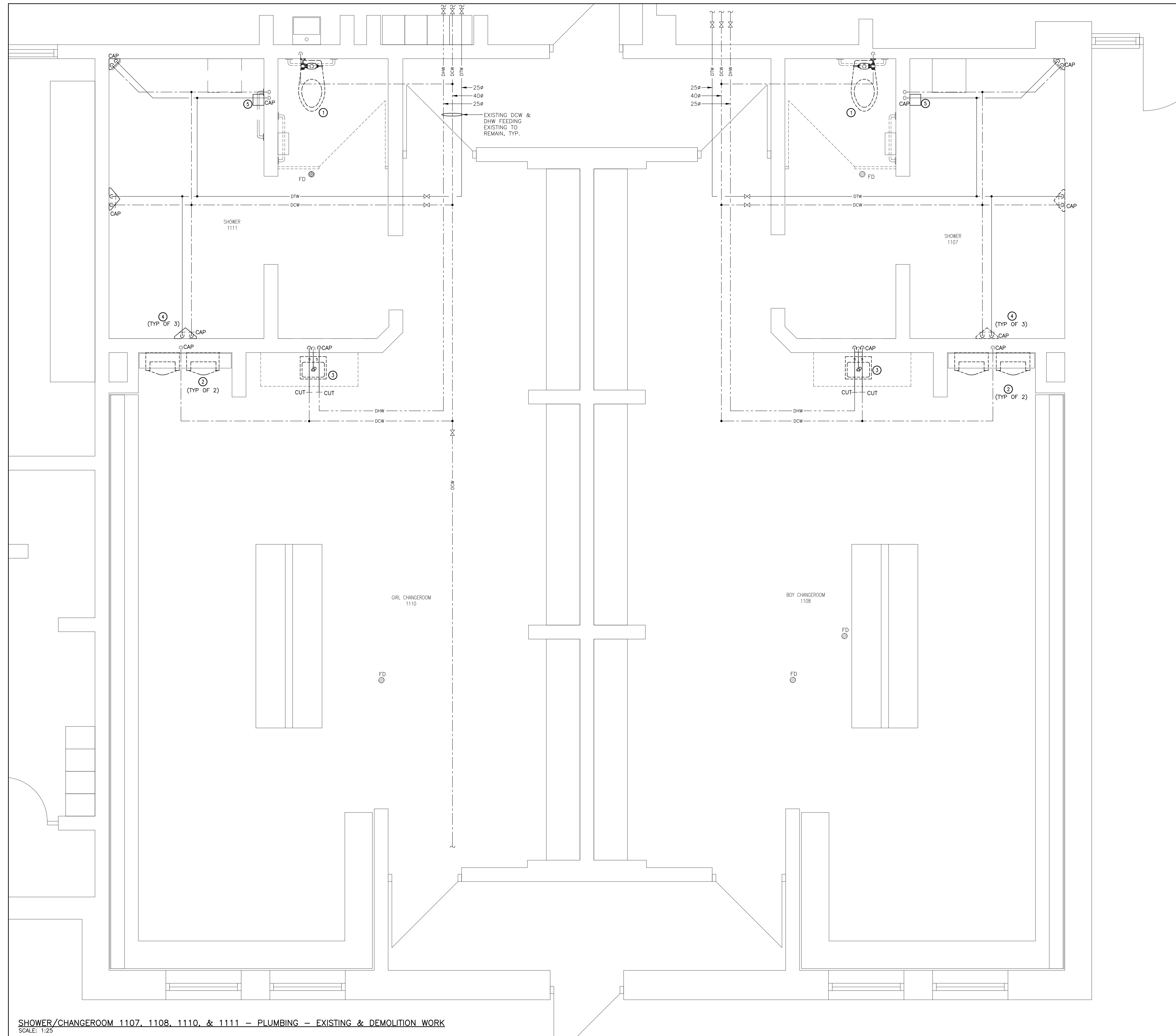
client
HAMILTON-WENTWORTH DISTRICT SCHOOL BOARD
20 EDUCATION COURT HAMILTON ONTARIO

project
WASHROOM & CHANGEROOM RENOVATIONS AT WATERDOWN SECONDARY SCHOOL
215 PARKSIDE DRIVE WATERDOWN ONTARIO

drawing title
WASHROOMS 1047 & 1049 - PLUMBING - EXISTING & DEMOLITION WORK

reference	project no. 23-075	client reference number
-----------	-----------------------	-------------------------

sheet no.
M - 0603



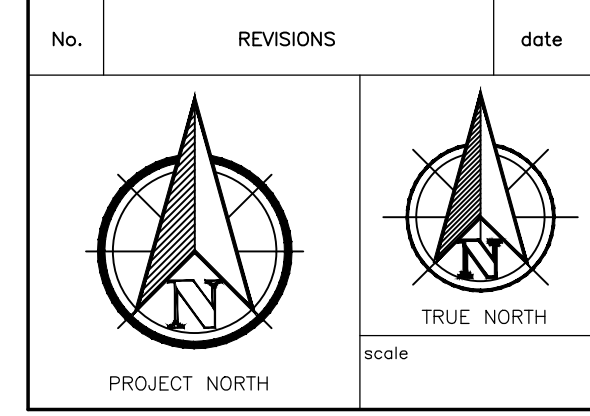
- DEMOLITION NOTES:**
- 1 REMOVE EXISTING FLOOR MOUNTED WATER CLOSET WITH FLUSH VALVE ASSEMBLY. DISCONNECT FROM SANITARY DRAIN & DCW PIPING.
 - 2 REMOVE EXISTING WALL MOUNTED URINAL COMPLETE WITH ACCESSORIES. DISCONNECT FROM SANITARY DRAIN & DCW PIPING.
 - 3 REMOVE COUNTER TOP MOUNTED LAVATORY COMPLETE WITH ACCESSORIES. DISCONNECT & CAP EXISTING SANITARY DRAIN, DCW & DHW PIPING.
 - 4 REMOVE EXISTING SHOWER COMPLETE WITH SHOWER HEAD AND SHOWER CONTROL BUTTON/MIXING VALVE. EXISTING SHOWER DRAIN TO BE REMOVED & CAPPED. DISCONNECT FROM EXISTING PIPING AND CAP DCW & DTW APPROXIMATELY AS SHOWN. CUT THE WALL AND REMOVE TILES AS REQUIRED TO COMPLETE THE REPLACEMENT OF FIXTURES.
 - 5 REMOVE BARRIER FREE SHOWER COMPLETE WITH SHOWER HEAD AND SHOWER CONTROL VALVE. DISCONNECT FROM EXISTING PIPING AND CAP DCW & DTW APPROXIMATELY AS SHOWN. REMOVE TILES AS REQUIRED TO COMPLETE THE REPLACEMENT OF FIXTURES.

NOTE:
 LOCATION AND ROUTING OF DOMESTIC WATER PIPING INSIDE THE WASHROOM/CHANGEROOM CEILING SPACE IS BASED ON AVAILABLE RECORD DRAWINGS AND MAY NOT BE EXACTLY AS SHOWN. CONTRACTOR SHALL INVESTIGATE AND LOCATE THE WATER ISOLATION VALVES FOR ALL WORK AREAS.
 EXACT LOCATION OF ALL SERVICES TO BE CONFIRMED ON SITE PRIOR TO DEMOLITION.



NOTE:
 CONTRACTORS SHALL VERIFY AND BE RESPONSIBLE FOR ALL DIMENSIONS AND CONDITIONS ON THE JOB AND THE ENGINEER SHALL BE INFORMED OF ANY VARIATIONS FROM THE DIMENSIONS AND CONDITIONS SHOWN ON THE DRAWINGS. DO NOT SCALE DRAWINGS. SHOP DRAWINGS SHALL BE SUBMITTED TO THE ENGINEER FOR APPROVAL BEFORE PROCEEDING WITH FABRICATION. THIS DRAWING IS THE PROPERTY OF SAB ENGINEERING INC. AND SHALL NOT BE REPRODUCED WITHOUT THEIR PERMISSION AND UNLESS THE REPRODUCTION CARRIES THEIR NAME. ALL INFORMATION SHOWN ON THIS DRAWING IS FOR USE ON THE SPECIFIED PROJECT ONLY AND SHALL NOT BE USED OTHERWISE WITHOUT WRITTEN PERMISSION OF SAB ENGINEERING INC.

03	ISSUED FOR TENDER	APR/11/24
02	ISSUED FOR PERMIT	JAN/09/24
01	ISSUED FOR COORDINATION	NOV/28/23



LICENSED PROFESSIONAL ENGINEER
 APRIL, 2024
D. STRASHEIN
 10058851
 PROVINCE OF ONTARIO

drawn
E.T.

last worked on by

checked
O.S.

print date
2024.03.20

SAB ENGINEERING Inc.
 588 EDWARD AVE., UNIT 25, RICHMOND HILL, ONT. L4C 9Y6
 TEL. (905) 787 8885 FAX (905) 787 8771

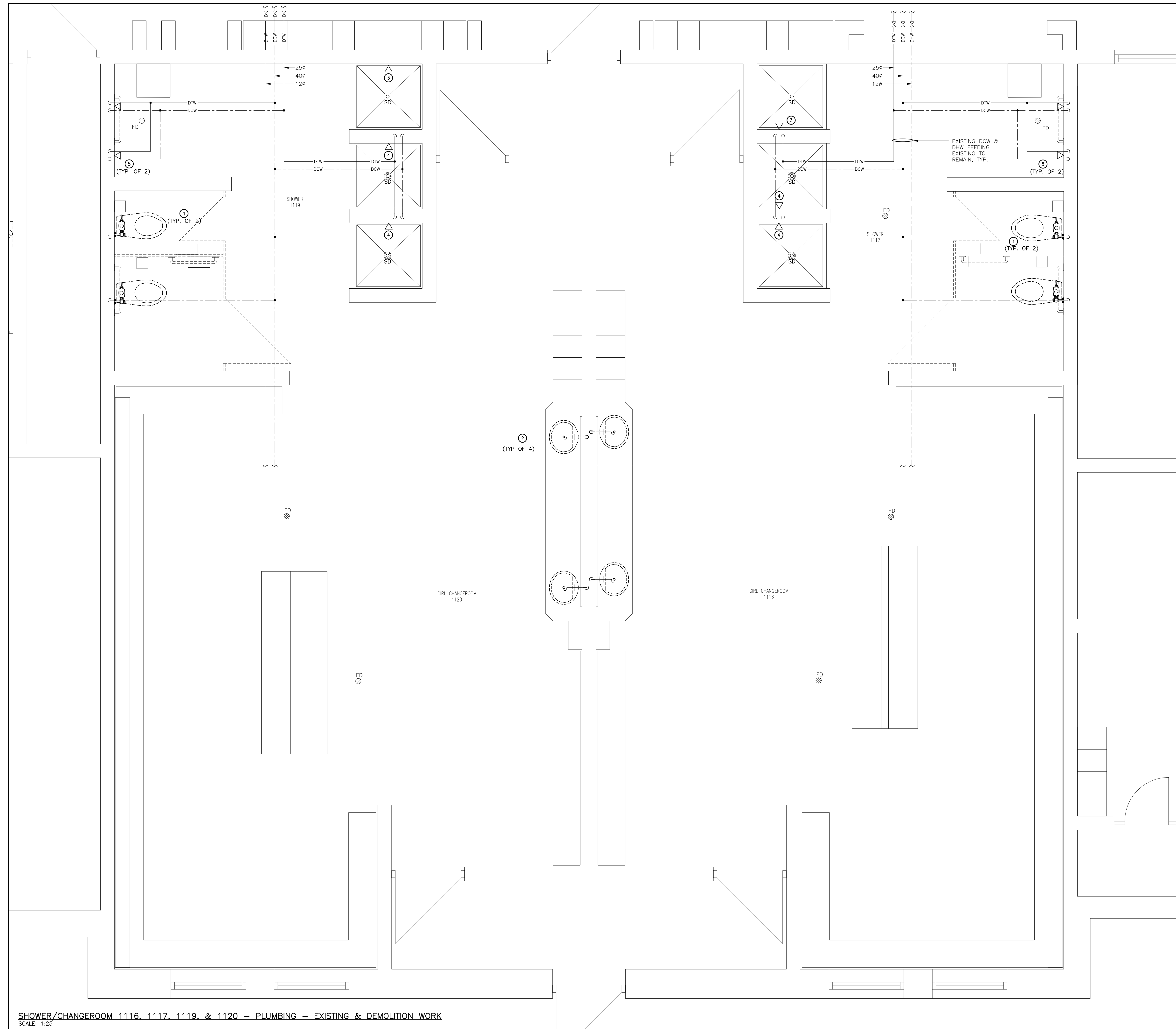
client
HAMILTON-WENTWORTH DISTRICT SCHOOL BOARD
 20 EDUCATION COURT
 HAMILTON ONTARIO

project
WASHROOM & CHANGEROOM RENOVATIONS AT WATERDOWN SECONDARY SCHOOL
 215 PARKSIDE DRIVE
 WATERDOWN ONTARIO

drawing title
CHANGEROOMS 1107, 1108, 1110, & 1111 - PLUMBING - EXISTING & DEMOLITION WORK

reference	project no. 23-075	client reference number
sheet no.	M - 0703	

SHOWER/CHANGEROOM 1107, 1108, 1110, & 1111 - PLUMBING - EXISTING & DEMOLITION WORK
 SCALE: 1:25

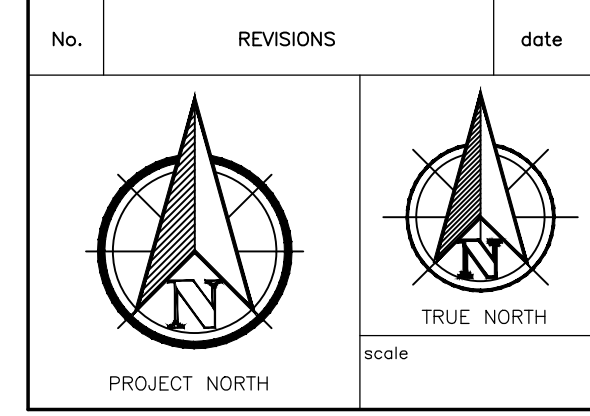



- DEMOLITION NOTES:**
- 1 REMOVE EXISTING FLOOR MOUNTED WATER CLOSET WITH FLUSH VALVE ASSEMBLY. DISCONNECT FROM SANITARY DRAIN & DCW PIPING.
 - 2 REMOVE COUNTER TOP MOUNTED LAVATORY COMPLETE WITH ACCESSORIES. DISCONNECT & CAP EXISTING SANITARY DRAIN, DCW & DHW PIPING.
 - 3 REMOVE EXISTING SHOWER COMPLETE WITH SHOWER HEAD AND SHOWER CONTROL BUTTON/MIXING VALVE. EXISTING SHOWER BASE TO BE REMOVED BUT EXISTING SHOWER DRAIN TO REMAIN. CUT THE WALL AND REMOVE TILES AS REQUIRED TO COMPLETE THE REPLACEMENT OF FIXTURES.
 - 4 REMOVE EXISTING SHOWER COMPLETE WITH SHOWER HEAD AND SHOWER CONTROL BUTTON/MIXING VALVE. REMOVE EXISTING BASE AND EXISTING SHOWER DRAIN TO BE REMOVED & CAPPED. DISCONNECT FROM EXISTING PIPING AND CAP DCW & DTW APPROXIMATELY AS SHOWN. CUT THE WALL AND REMOVE TILES AS REQUIRED TO COMPLETE THE REMOVAL.
 - 5 REMOVE BARRIER FREE SHOWER COMPLETE WITH SHOWER HEAD AND SHOWER CONTROL VALVE. DISCONNECT FROM EXISTING PIPING AND CAP DCW & DTW APPROXIMATELY AS SHOWN. REMOVE TILES AS REQUIRED TO COMPLETE THE REPLACEMENT OF FIXTURES.

NOTE:
 LOCATION AND ROUTING OF DOMESTIC WATER PIPING INSIDE THE WASHROOM/CHANGEROOM CEILING SPACE IS BASED ON AVAILABLE RECORD DRAWINGS AND MAY NOT BE EXACTLY AS SHOWN. CONTRACTOR SHALL INVESTIGATE AND LOCATE THE WATER ISOLATION VALVES FOR ALL WORK AREAS.
 EXACT LOCATION OF ALL SERVICES TO BE CONFIRMED ON SITE PRIOR TO DEMOLITION.

NOTE:
 CONTRACTORS SHALL VERIFY AND BE RESPONSIBLE FOR ALL DIMENSIONS AND CONDITIONS ON THE JOB AND THE ENGINEER SHALL BE INFORMED OF ANY VARIATIONS FROM THE DIMENSIONS AND CONDITIONS SHOWN ON THE DRAWINGS. DO NOT SCALE DRAWINGS. SHOP DRAWINGS SHALL BE SUBMITTED TO THE ENGINEER FOR APPROVAL BEFORE PROCEEDING WITH FABRICATION. THIS DRAWING IS THE PROPERTY OF SAB ENGINEERING INC. AND SHALL NOT BE REPRODUCED WITHOUT THEIR PERMISSION AND UNLESS THE REPRODUCTION CARRIES THEIR NAME. ALL INFORMATION SHOWN ON THIS DRAWING IS FOR USE ON THE SPECIFIED PROJECT ONLY AND SHALL NOT BE USED OTHERWISE WITHOUT WRITTEN PERMISSION OF SAB ENGINEERING INC.

03	ISSUED FOR TENDER	APR/11/24
02	ISSUED FOR PERMIT	JAN/09/24
01	ISSUED FOR COORDINATION	NOV/28/23



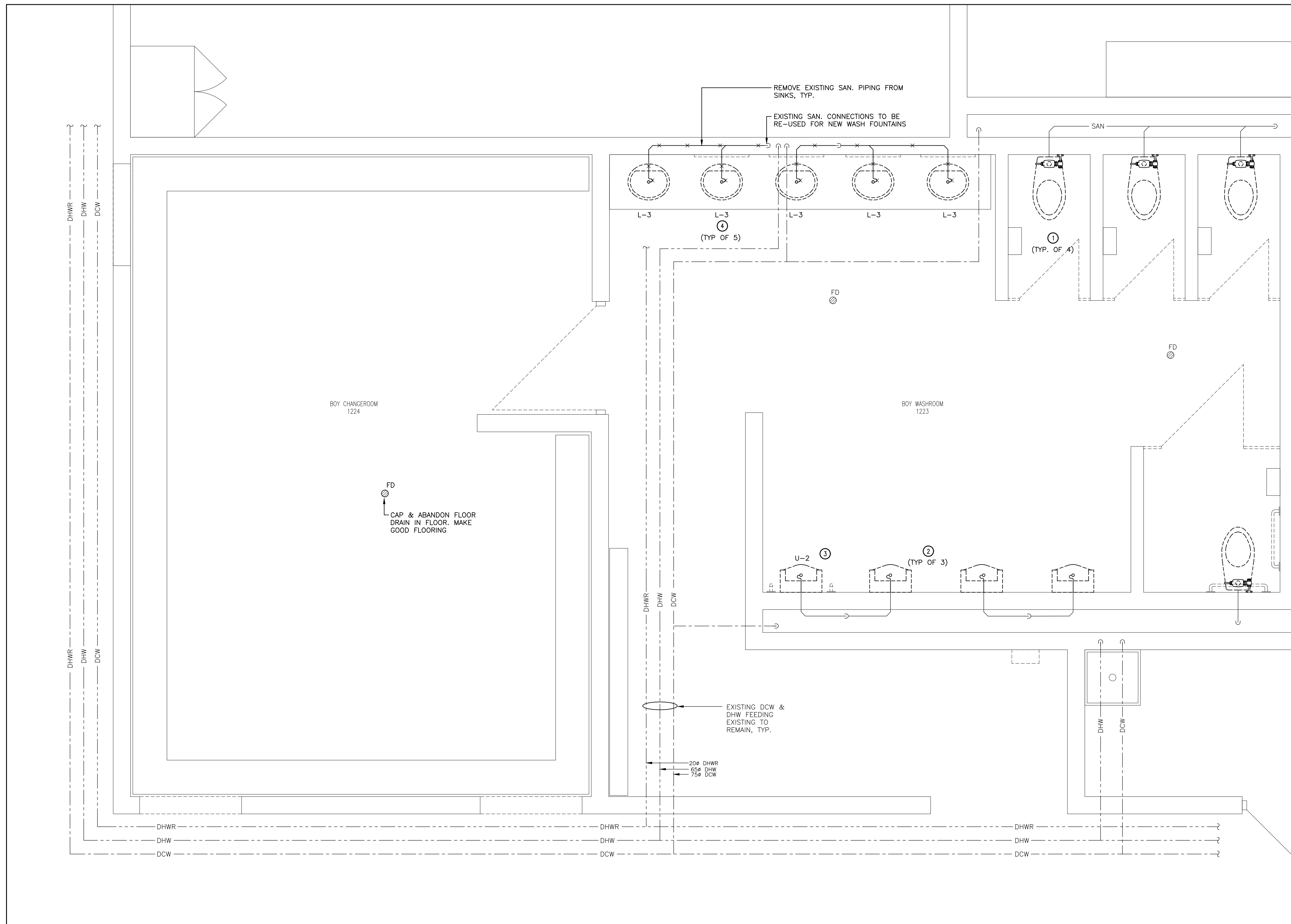
	drawn	E.T.
	last worked on by	
	checked	O.S.
	print date	2024.03.20

SAB ENGINEERING Inc.
 588 EDWARD AVE., UNIT 25, RICHMOND HILL, ONT., L4C 9Y6
 TEL. (905) 787 8885 FAX (905) 787 8771

client
HAMILTON-WENTWORTH DISTRICT SCHOOL BOARD
 20 EDUCATION COURT
 HAMILTON ONTARIO

project
WASHROOM & CHANGEROOM RENOVATIONS AT WATERDOWN SECONDARY SCHOOL
 215 PARKSIDE DRIVE
 WATERDOWN ONTARIO

drawing title
CHANGEROOMS 1116, 1117, 1119, & 1120 - PLUMBING - EXISTING & DEMOLITION WORK



WASHROOM 1223 & CHANGEROOM 1224 - PLUMBING - EXISTING & DEMOLITION WORK
SCALE: 1:25

- DEMOLITION NOTES:**
- 1 REMOVE EXISTING WALL MOUNTED WATER CLOSET COMPLETE WITH FLUSH VALVE ASSEMBLY. DISCONNECT FROM SANITARY DRAIN & DCW PIPING.
 - 2 REMOVE EXISTING WALL MOUNTED URINAL COMPLETE WITH ACCESSORIES. DISCONNECT FROM SANITARY DRAIN & DCW PIPING.
 - 3 REMOVE EXISTING BARRIER FREE WALL MOUNTED URINAL COMPLETE WITH ACCESSORIES. DISCONNECT FROM SANITARY DRAIN & DCW PIPING.
 - 4 REMOVE COUNTER TOP MOUNTED LAVATORY COMPLETE WITH ACCESSORIES. DISCONNECT FROM SANITARY DRAIN, DCW & DHW PIPING.

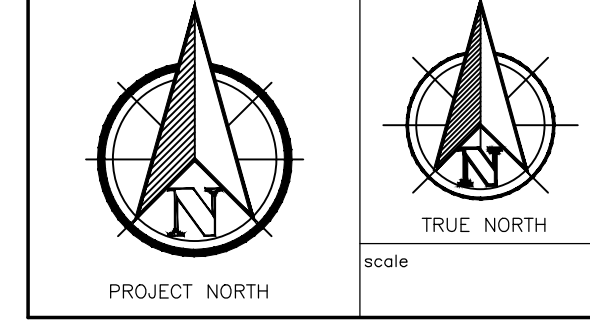
NOTE:
LOCATION AND ROUTING OF DOMESTIC WATER PIPING INSIDE THE WASHROOM/CHANGEROOM CEILING SPACE IS BASED ON AVAILABLE RECORD DRAWINGS AND MAY NOT BE EXACTLY AS SHOWN. CONTRACTOR SHALL INVESTIGATE AND LOCATE THE WATER ISOLATION VALVES FOR ALL WORK AREAS.



NOTE:
CONTRACTORS SHALL VERIFY AND BE RESPONSIBLE FOR ALL DIMENSIONS AND CONDITIONS ON THE JOB AND THE ENGINEER SHALL BE INFORMED OF ANY VARIATIONS FROM THE DIMENSIONS AND CONDITIONS SHOWN ON THE DRAWINGS. DO NOT SCALE DRAWINGS. SHOP DRAWINGS SHALL BE SUBMITTED TO THE ENGINEER FOR APPROVAL BEFORE PROCEEDING WITH FABRICATION. THIS DRAWING IS THE PROPERTY OF SAB ENGINEERING INC. AND SHALL NOT BE REPRODUCED WITHOUT THEIR PERMISSION AND UNLESS THE REPRODUCTION CARRIES THEIR NAME. ALL INFORMATION SHOWN ON THIS DRAWING IS FOR USE ON THE SPECIFIED PROJECT ONLY AND SHALL NOT BE USED OTHERWISE WITHOUT WRITTEN PERMISSION OF SAB ENGINEERING INC.

03	ISSUED FOR TENDER	APR/11/24
02	ISSUED FOR PERMIT	JAN/09/24
01	ISSUED FOR COORDINATION	NOV/28/23

No.	REVISIONS	date



drawn by: E.T.
last worked on by: [blank]
checked by: O.S.
print date: 2024.03.20

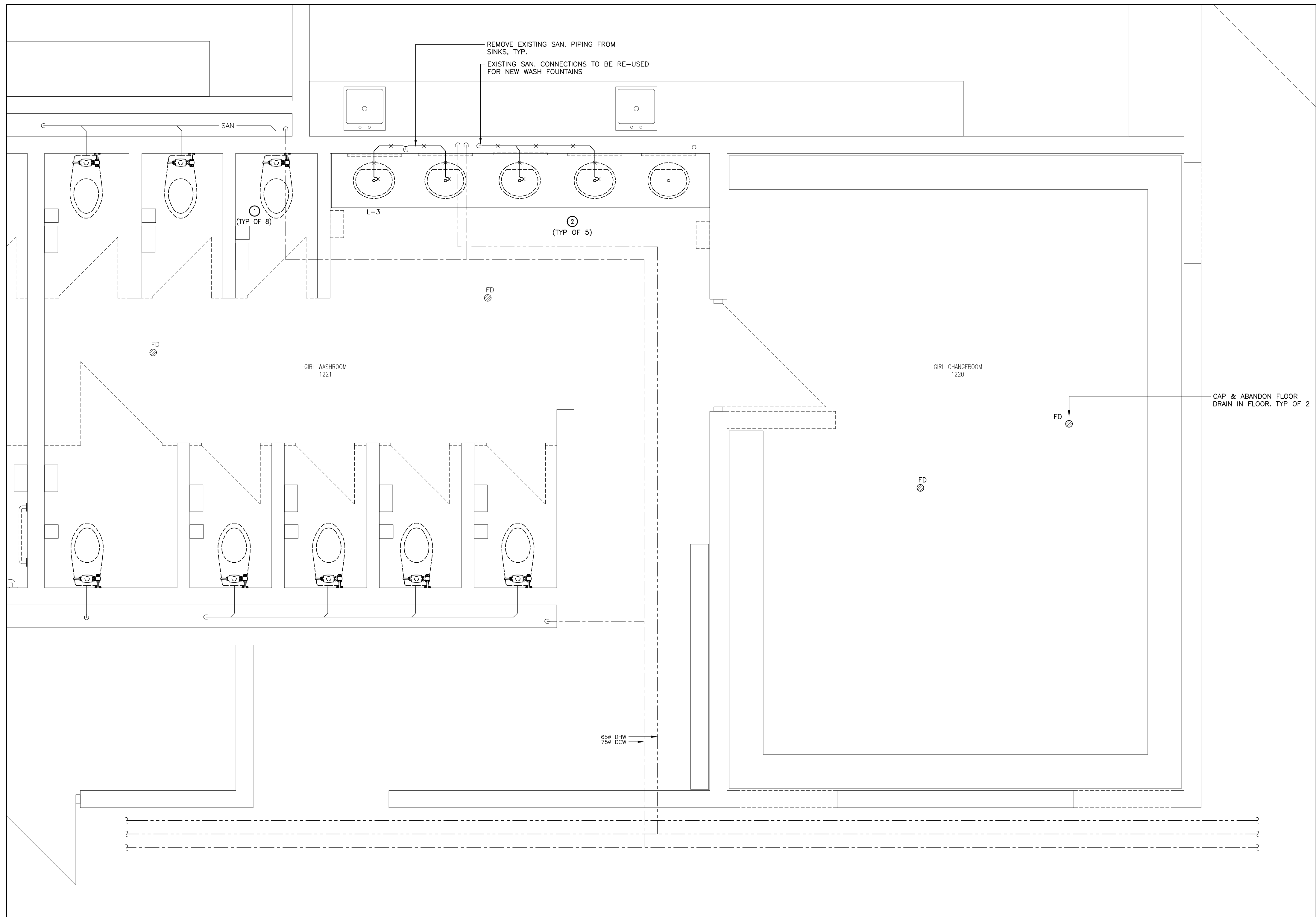
SAB ENGINEERING Inc.
588 EDWARD AVE., UNIT 25, RICHMOND HILL, ONT. L4C 9Y6
TEL (905) 787 8885 FAX (905) 787 8771

client
HAMILTON-WENTWORTH DISTRICT SCHOOL BOARD
20 EDUCATION COURT HAMILTON ONTARIO

project
WASHROOM & CHANGEROOM RENOVATIONS AT WATERDOWN SECONDARY SCHOOL
215 PARKSIDE DRIVE WATERDOWN ONTARIO

drawing title
WASHROOM 1223 & CHANGEROOM 1224 - PLUMBING - EXISTING & DEMOLITION WORK

project no. 23-075	client reference number
sheet no.	M - 0903



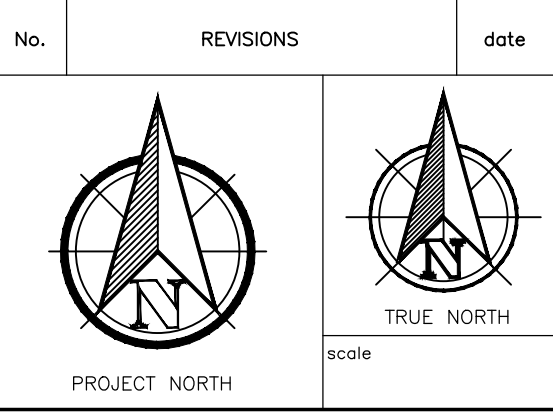
DEMOLITION NOTES:

- 1 REMOVE EXISTING WALL MOUNTED WATER CLOSET COMPLETE WITH FLUSH VALVE ASSEMBLY. DISCONNECT FROM SANITARY DRAIN & DCW PIPING.
- 2 REMOVE COUNTER TOP MOUNTED LAVATORY COMPLETE WITH ACCESSORIES. DISCONNECT FROM SANITARY DRAIN, DCW & DHW PIPING.



NOTE:
 CONTRACTORS SHALL VERIFY AND BE RESPONSIBLE FOR ALL DIMENSIONS AND CONDITIONS ON THE JOB AND THE ENGINEER SHALL BE INFORMED OF ANY VARIATIONS FROM THE DIMENSIONS AND CONDITIONS SHOWN ON THE DRAWINGS. DO NOT SCALE DRAWINGS. SHOP DRAWINGS SHALL BE SUBMITTED TO THE ENGINEER FOR APPROVAL BEFORE PROCEEDING WITH FABRICATION. THIS DRAWING IS THE PROPERTY OF SAB ENGINEERING INC. AND SHALL NOT BE REPRODUCED WITHOUT THEIR PERMISSION AND UNLESS THE REPRODUCTION CARRIES THEIR NAME. ALL INFORMATION SHOWN ON THIS DRAWING IS FOR USE ON THE SPECIFIED PROJECT ONLY AND SHALL NOT BE USED OTHERWISE WITHOUT WRITTEN PERMISSION OF SAB ENGINEERING INC.

03	ISSUED FOR TENDER	APR/11/24
02	ISSUED FOR PERMIT	JAN/09/24
01	ISSUED FOR COORDINATION	NOV/28/23



LICENSED PROFESSIONAL ENGINEER
 APRIL, 2024
O. STRASHEIN
 100588851
 PROVINCE OF ONTARIO

drawn
E.T.

last worked on by

checked
O.S.

print date
2024.03.20

SAB ENGINEERING Inc.
 588 EDWARD AVE., UNIT 25, RICHMOND HILL, ONT., L4C 9Y6
 TEL (905) 787 8885 FAX (905) 787 8771

client
HAMILTON-WENTWORTH DISTRICT SCHOOL BOARD
 20 EDUCATION COURT
 HAMILTON ONTARIO

project
WASHROOM & CHANGEROOM RENOVATIONS AT WATERDOWN SECONDARY SCHOOL
 215 PARKSIDE DRIVE
 WATERDOWN ONTARIO

drawing title
CHANGEROOM 1220 & WASHROOM 1221 - PLUMBING - EXISTING & DEMOLITION WORK

CHANGEROOM 1220 & WASHROOM 1221 - PLUMBING - EXISTING & DEMOLITION WORK
 SCALE: 1:25

project no. 23-075	client reference number
sheet no.	

M - 1003

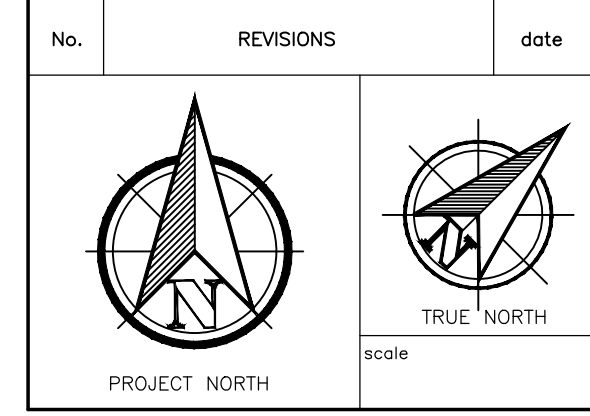
REMOVE ALL EXISTING HVAC GRILLES & DIFFUSERS APPROXIMATELY AS SHOWN. EXACT LOCATION AND QUANTITY TO BE CONFIRMED ON SITE BY THE CONTRACTOR. DISCONNECT GRILLES & DIFFUSERS FROM EXISTING DUCTWORK ABOVE THE T-BAR CEILING. TYPICAL THROUGHOUT ALL WORK AREAS.

REMOVE EXISTING SPRINKLER HEADS, RECESSED AND PENDANT TYPE, APPROXIMATELY AS NOTED. CONTRACTOR TO VERIFY ALL HEAD LOCATIONS & QUANTITIES ON SITE. DISCONNECT EXISTING HEADS FROM LOCAL SPRINKLER PIPING. PREPARE AREA FOR THE INSTALLATION OF NEW HEADS. TYPICAL THROUGHOUT ALL WORK AREAS

CONTRACTOR TO ALLOW FOR THE COMPLETE REMOVAL OF THE T-BAR CEILING. COORDINATE DEMOLITION OF CEILING WITH EXISTING MECHANICAL & ELECTRICAL SERVICES ABOVE THE CEILING. REFER TO ARCHITECTURAL DRAWINGS.

NOTE:
 CONTRACTORS SHALL VERIFY AND BE RESPONSIBLE FOR ALL DIMENSIONS AND CONDITIONS ON THE JOB AND THE ENGINEER SHALL BE INFORMED OF ANY VARIATIONS FROM THE DIMENSIONS AND CONDITIONS SHOWN ON THE DRAWINGS. DO NOT SCALE DRAWINGS. SHOP DRAWINGS SHALL BE SUBMITTED TO THE ENGINEER FOR APPROVAL BEFORE PROCEEDING WITH FABRICATION. THIS DRAWING IS THE PROPERTY OF SAB ENGINEERING INC. AND SHALL NOT BE REPRODUCED WITHOUT THEIR PERMISSION AND UNLESS THE REPRODUCTION CARRIES THEIR NAME. ALL INFORMATION SHOWN ON THIS DRAWING IS FOR USE ON THE SPECIFIED PROJECT ONLY AND SHALL NOT BE USED OTHERWISE WITHOUT WRITTEN PERMISSION OF SAB ENGINEERING INC.

03	ISSUED FOR TENDER	APR/11/24
02	ISSUED FOR PERMIT	JAN/09/24
01	ISSUED FOR COORDINATION	NOV/28/23



	drawn	E.T.
	last worked on by	
	checked	O.S.
	print date	2024.03.20

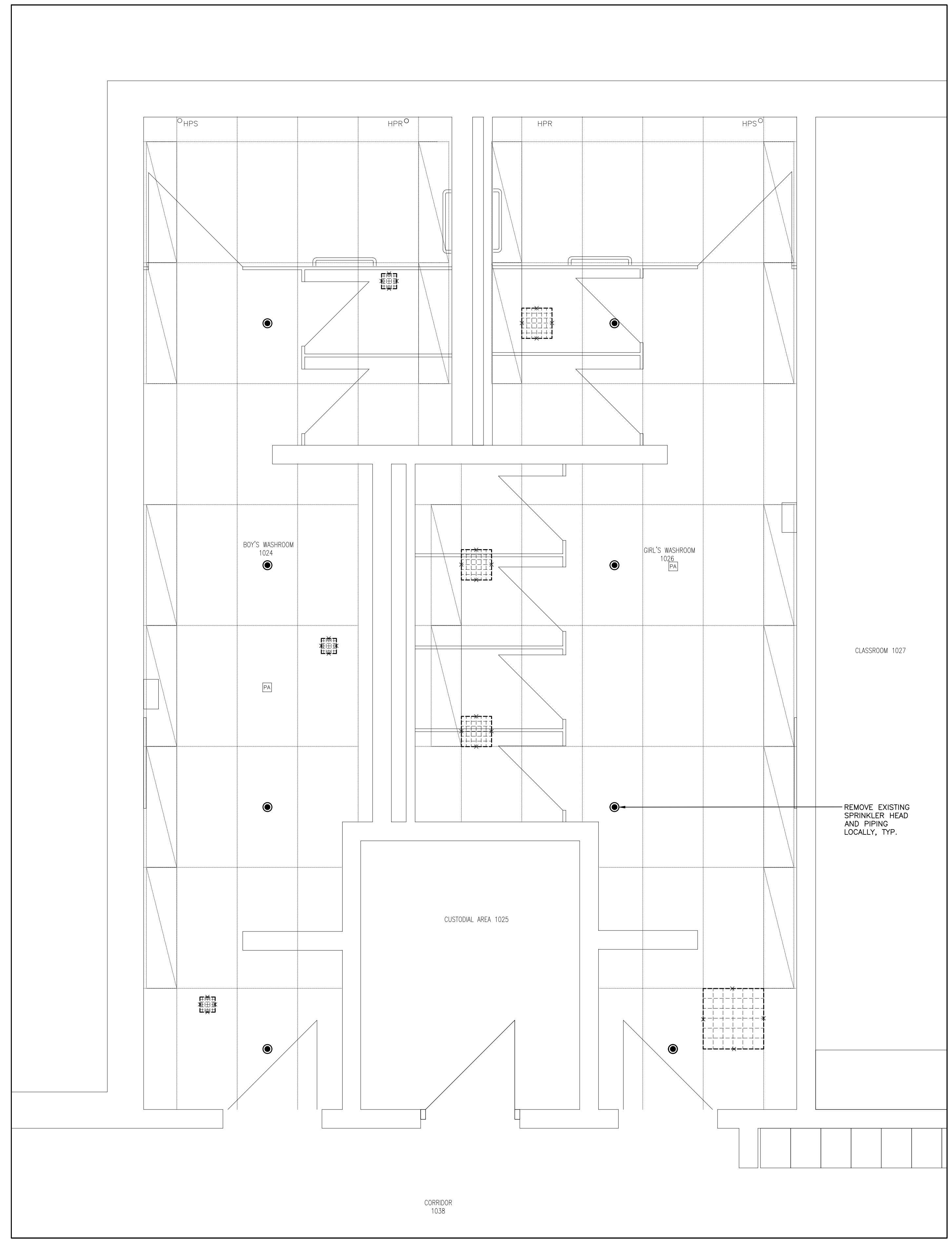
SAB ENGINEERING Inc.
 588 EDWARD AVE., UNIT 25, RICHMOND HILL, ONT., L4C 9Y6
 TEL (905) 787 8885 FAX (905) 787 8771

client
HAMILTON-WENTWORTH DISTRICT SCHOOL BOARD
 20 EDUCATION COURT HAMILTON ONTARIO

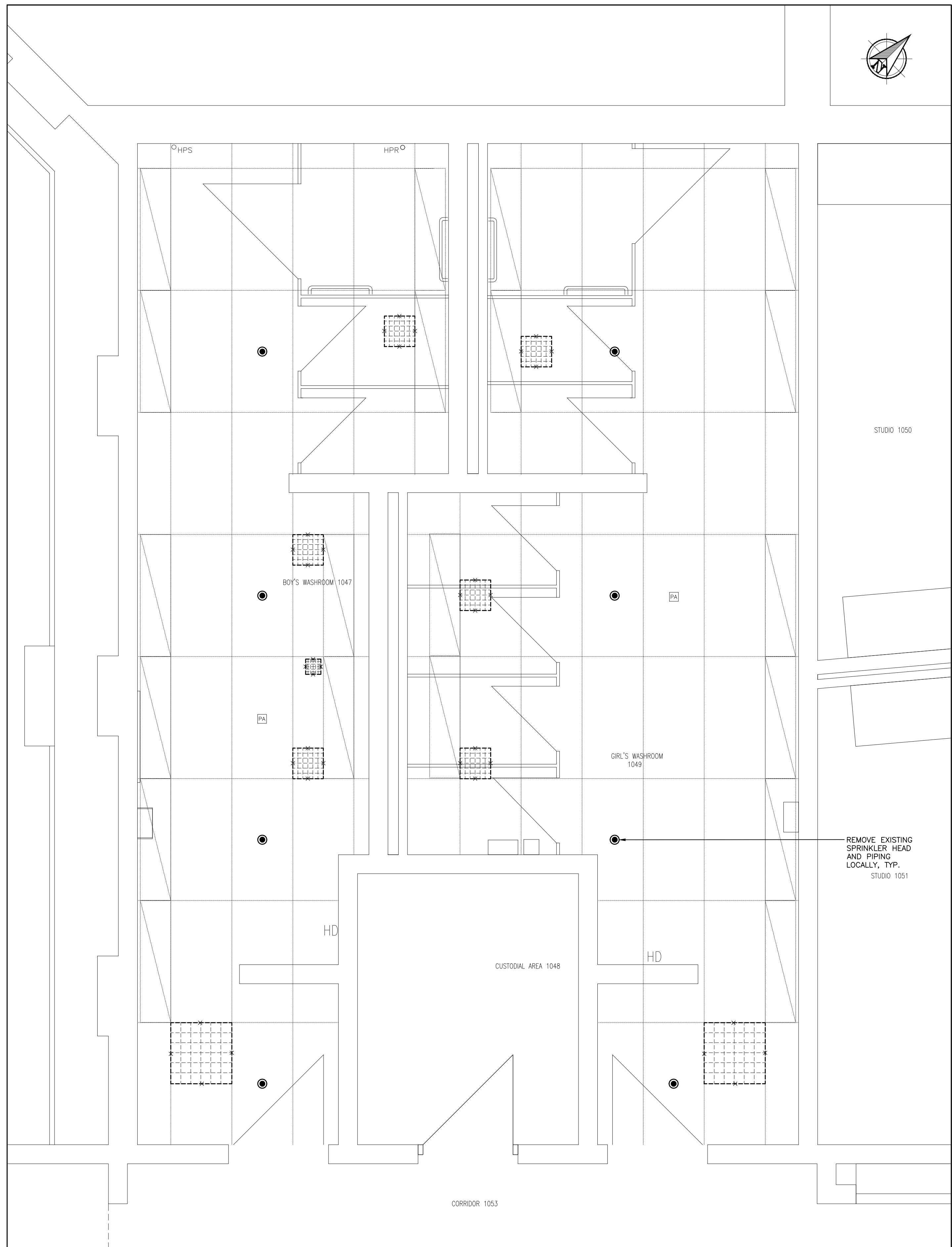
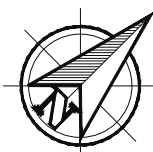
project
WASHROOM & CHANGEROOM RENOVATIONS AT WATERDOWN SECONDARY SCHOOL
 215 PARKSIDE DRIVE WATERDOWN ONTARIO

drawing title
WASHROOMS 1024 & 1026 - HVAC - EXISTING & DEMOLITION WORK

reference	project no.	client reference number
	23-075	
sheet no.		



WASHROOM 1024 & 1026 - HVAC - EXISTING & DEMOLITION WORK
 SCALE: 1:25



WASHROOM 1047 & 1049 - HVAC - EXISTING & DEMOLITION WORK
SCALE: 1:25

REMOVE ALL EXISTING HVAC GRILLES & DIFFUSERS APPROXIMATELY AS SHOWN. EXACT LOCATION AND QUANTITY TO BE CONFIRMED ON SITE BY THE CONTRACTOR. DISCONNECT GRILLES & DIFFUSERS FROM EXISTING DUCTWORK ABOVE THE T-BAR CEILING. TYPICAL THROUGHOUT ALL WORK AREAS.

REMOVE EXISTING SPRINKLER HEADS, RECESSED AND PENDANT TYPE, APPROXIMATELY AS NOTED. CONTRACTOR TO VERIFY ALL HEAD LOCATIONS & QUANTITIES ON SITE. DISCONNECT EXISTING HEADS FROM LOCAL SPRINKLER PIPING. PREPARE AREA FOR THE INSTALLATION OF NEW HEADS. TYPICAL THROUGHOUT ALL WORK AREAS

CONTRACTOR TO ALLOW FOR THE COMPLETE REMOVAL OF THE T-BAR CEILING. COORDINATE DEMOLITION OF CEILING WITH EXISTING MECHANICAL & ELECTRICAL SERVICES ABOVE THE CEILING. REFER TO ARCHITECTURAL DRAWINGS.

HWDSB

NOTE:
CONTRACTORS SHALL VERIFY AND BE RESPONSIBLE FOR ALL DIMENSIONS AND CONDITIONS ON THE JOB AND THE ENGINEER SHALL BE INFORMED OF ANY VARIATIONS FROM THE DIMENSIONS AND CONDITIONS SHOWN ON THE DRAWINGS. DO NOT SCALE DRAWINGS. SHOP DRAWINGS SHALL BE SUBMITTED TO THE ENGINEER FOR APPROVAL BEFORE PROCEEDING WITH FABRICATION. THIS DRAWING IS THE PROPERTY OF SAB ENGINEERING INC. AND SHALL NOT BE REPRODUCED WITHOUT THEIR PERMISSION AND UNLESS THE REPRODUCTION CARRIES THEIR NAME. ALL INFORMATION SHOWN ON THIS DRAWING IS FOR USE ON THE SPECIFIED PROJECT ONLY AND SHALL NOT BE USED OTHERWISE WITHOUT WRITTEN PERMISSION OF SAB ENGINEERING INC.

03	ISSUED FOR TENDER	APR/11/24
02	ISSUED FOR PERMIT	JAN/09/24
01	ISSUED FOR COORDINATION	NOV/28/23

No.	REVISIONS	date
SEE PLAN		
TRUE NORTH		
scale		

LICENSED PROFESSIONAL ENGINEER
APRIL, 2024
O. STRASHEIN
10588851
PROVINCE OF ONTARIO

drawn by: E.T.
last worked on by:
checked by: O.S.
print date: 2024.03.20

SAB ENGINEERING Inc.
588 EDWARD AVE., UNIT 25, RICHMOND HILL, ONT., L4C 9Y6
TEL. (905) 787 8885 FAX (905) 787 8771

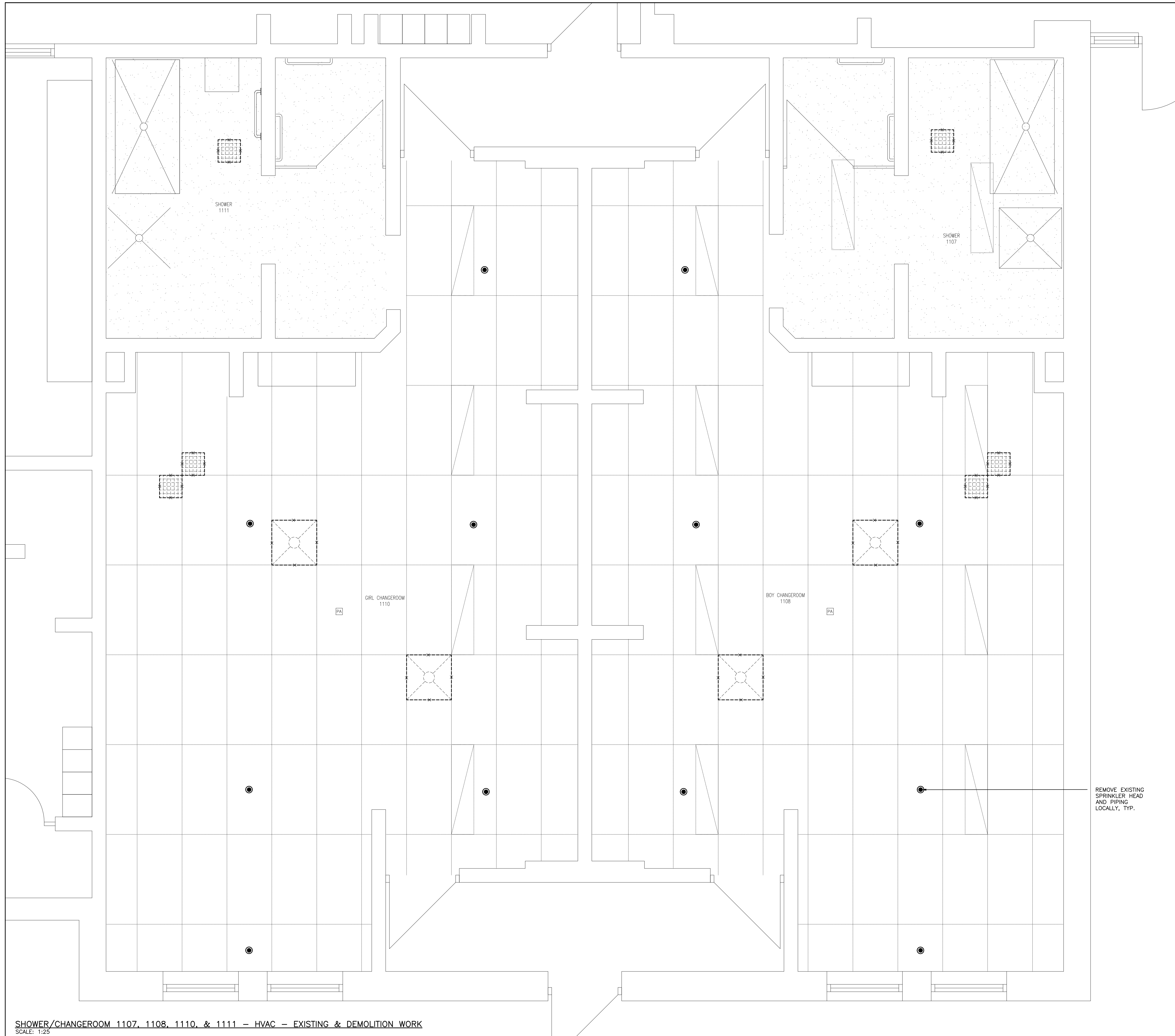
client
HAMILTON-WENTWORTH DISTRICT SCHOOL BOARD
20 EDUCATION COURT HAMILTON ONTARIO

project
WASHROOM & CHANGEROOM RENOVATIONS AT WATERDOWN SECONDARY SCHOOL
215 PARKSIDE DRIVE WATERDOWN ONTARIO

drawing title
WASHROOMS 1047 & 1049 - HVAC - EXISTING & DEMOLITION WORK

project no.	client reference number
23-075	
sheet no.	

M - 1 2 0 3



REMOVE ALL EXISTING HVAC GRILLES & DIFFUSERS APPROXIMATELY AS SHOWN. EXACT LOCATION AND QUANTITY TO BE CONFIRMED ON SITE BY THE CONTRACTOR. DISCONNECT GRILLES & DIFFUSERS FROM EXISTING DUCTWORK ABOVE THE T-BAR CEILING. TYPICAL THROUGHOUT ALL WORK AREAS.

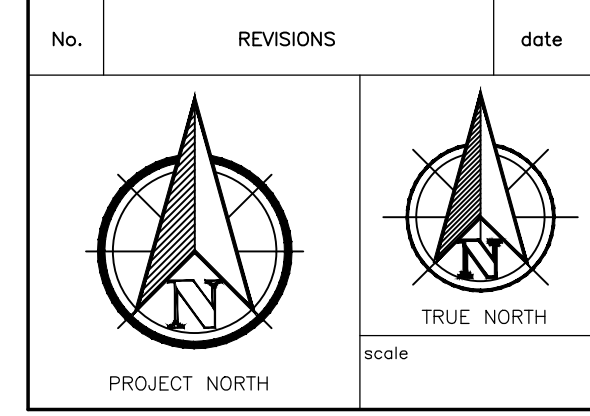
REMOVE EXISTING SPRINKLER HEADS, RECESSED AND PENDANT TYPE, APPROXIMATELY AS NOTED. CONTRACTOR TO VERIFY ALL HEAD LOCATIONS & QUANTITIES ON SITE. DISCONNECT EXISTING HEADS FROM LOCAL SPRINKLER PIPING. PREPARE AREA FOR THE INSTALLATION OF NEW HEADS. TYPICAL THROUGHOUT ALL WORK AREAS

CONTRACTOR TO ALLOW FOR THE COMPLETE REMOVAL OF THE T-BAR CEILING. COORDINATE DEMOLITION OF CEILING WITH EXISTING MECHANICAL & ELECTRICAL SERVICES ABOVE THE CEILING. REFER TO ARCHITECTURAL DRAWINGS.

HWDSB

NOTE:
 CONTRACTORS SHALL VERIFY AND BE RESPONSIBLE FOR ALL DIMENSIONS AND CONDITIONS ON THE JOB AND THE ENGINEER SHALL BE INFORMED OF ANY VARIATIONS FROM THE DIMENSIONS AND CONDITIONS SHOWN ON THE DRAWINGS. DO NOT SCALE DRAWINGS. SHOP DRAWINGS SHALL BE SUBMITTED TO THE ENGINEER FOR APPROVAL BEFORE PROCEEDING WITH FABRICATION. THIS DRAWING IS THE PROPERTY OF SAB ENGINEERING INC. AND SHALL NOT BE REPRODUCED WITHOUT THEIR PERMISSION AND UNLESS THE REPRODUCTION CARRIES THEIR NAME. ALL INFORMATION SHOWN ON THIS DRAWING IS FOR USE ON THE SPECIFIED PROJECT ONLY AND SHALL NOT BE USED OTHERWISE WITHOUT WRITTEN PERMISSION OF SAB ENGINEERING INC.

03	ISSUED FOR TENDER	APR/11/24
02	ISSUED FOR PERMIT	JAN/09/24
01	ISSUED FOR COORDINATION	NOV/28/23



	drawn	E.T.
	last worked on by	
	checked	O.S.
	print date	2024.03.20

SAB ENGINEERING Inc.
 588 EDWARD AVE., UNIT 25, RICHMOND HILL, ONT., L4C 9Y6
 TEL (905) 787 8885 FAX (905) 787 8771

client
HAMILTON-WENTWORTH DISTRICT SCHOOL BOARD
 20 EDUCATION COURT HAMILTON ONTARIO

project
WASHROOM & CHANGEROOM RENOVATIONS AT WATERDOWN SECONDARY SCHOOL
 215 PARKSIDE DRIVE WATERDOWN ONTARIO

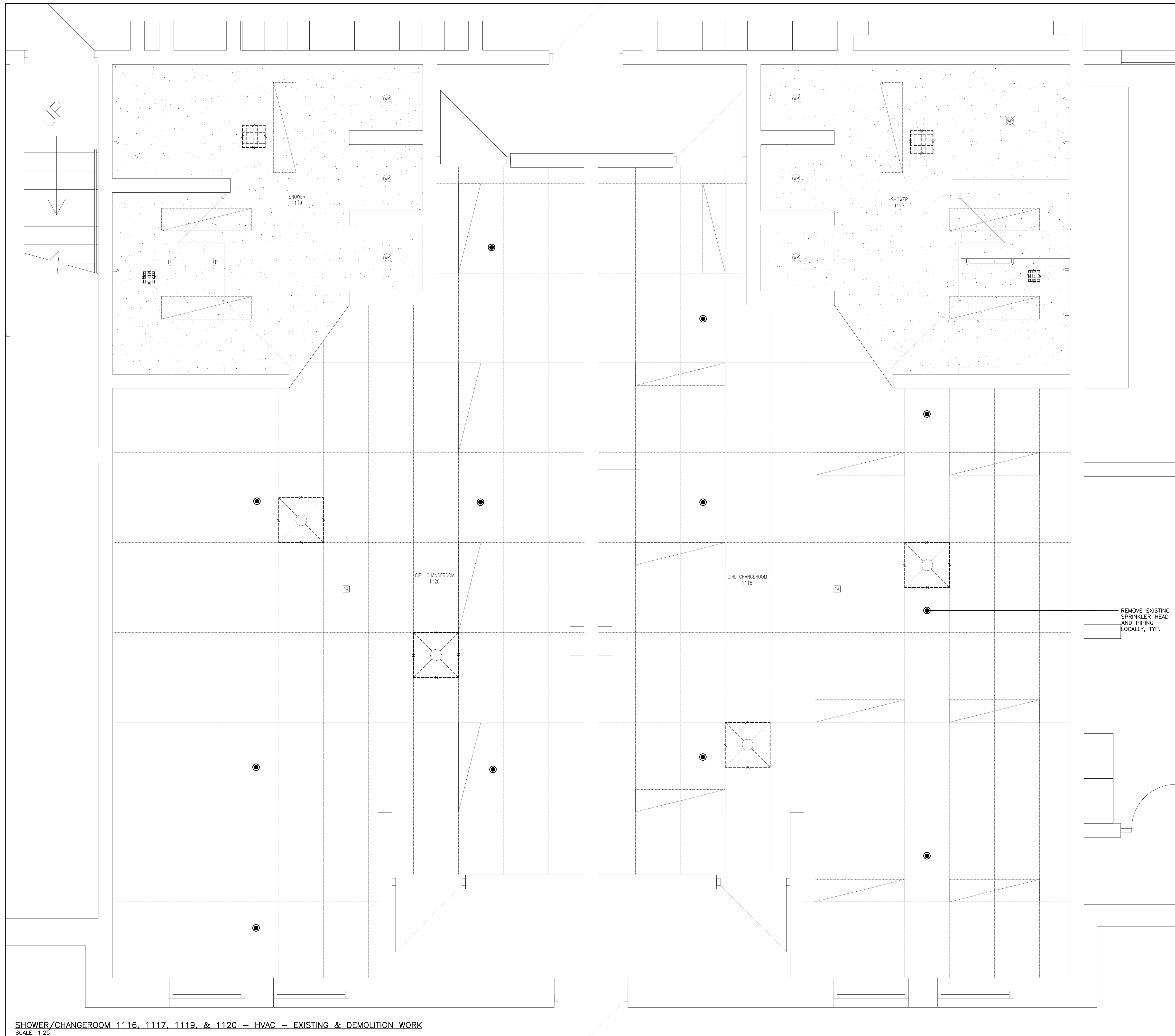
drawing title
CHANGEROOMS 1107, 1108, 1110, & 1111 - HVAC - EXISTING & DEMOLITION WORK

reference	project no.	client reference number
	23-075	
sheet no.		

M - 1 3 0 3

SHOWER/CHANGEROOM 1107, 1108, 1110, & 1111 - HVAC - EXISTING & DEMOLITION WORK
 SCALE: 1:25

REMOVE EXISTING SPRINKLER HEAD AND PIPING LOCALLY, TYP.



REMOVE ALL EXISTING HVAC GRILLES & DIFFUSERS APPROXIMATELY AS SHOWN. EXACT LOCATION AND QUANTITY TO BE CONFIRMED ON SITE BY THE CONTRACTOR. DISCONNECT GRILLES & DIFFUSERS FROM EXISTING DUCTWORK ABOVE THE T-BAR CEILING. TYPICAL THROUGHOUT ALL WORK AREAS.

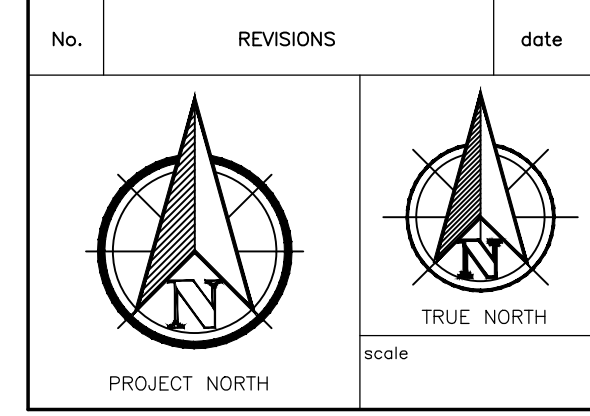
REMOVE EXISTING SPRINKLER HEADS, RECESSED AND PENDANT TYPE, APPROXIMATELY AS NOTED. CONTRACTOR TO VERIFY ALL HEAD LOCATIONS & QUANTITIES ON SITE. DISCONNECT EXISTING HEADS FROM LOCAL SPRINKLER PIPING. PREPARE AREA FOR THE INSTALLATION OF NEW HEADS. TYPICAL THROUGHOUT ALL WORK AREAS

CONTRACTOR TO ALLOW FOR THE COMPLETE REMOVAL OF THE T-BAR CEILING. COORDINATE DEMOLITION OF CEILING WITH EXISTING MECHANICAL & ELECTRICAL SERVICES ABOVE THE CEILING. REFER TO ARCHITECTURAL DRAWINGS.

HWDSB

NOTE:
 CONTRACTORS SHALL VERIFY AND BE RESPONSIBLE FOR ALL DIMENSIONS AND CONDITIONS ON THE JOB AND THE ENGINEER SHALL BE INFORMED OF ANY VARIATIONS FROM THE DIMENSIONS AND CONDITIONS SHOWN ON THE DRAWINGS. DO NOT SCALE DRAWINGS. SHOP DRAWINGS SHALL BE SUBMITTED TO THE ENGINEER FOR APPROVAL BEFORE PROCEEDING WITH FABRICATION. THIS DRAWING IS THE PROPERTY OF SAB ENGINEERING INC. AND SHALL NOT BE REPRODUCED WITHOUT THEIR PERMISSION AND UNLESS THE REPRODUCTION CARRIES THEIR NAME. ALL INFORMATION SHOWN ON THIS DRAWING IS FOR USE ON THE SPECIFIED PROJECT ONLY AND SHALL NOT BE USED OTHERWISE WITHOUT WRITTEN PERMISSION OF SAB ENGINEERING INC.

03	ISSUED FOR TENDER	APR/11/24
02	ISSUED FOR PERMIT	JAN/09/24
01	ISSUED FOR COORDINATION	NOV/28/23



LICENSED PROFESSIONAL ENGINEER

APRIL, 2024

D. STRASHEIN

100588851

PROVINCE OF ONTARIO

drawn
E.T.

last worked on by

checked
O.S.

print date
2024.03.20

SAB ENGINEERING Inc.

588 EDWARD AVE., UNIT 25, RICHMOND HILL, ONT. L4C 9Y6
 TEL (905) 787 8885 FAX (905) 787 8771

client
HAMILTON-WENTWORTH DISTRICT SCHOOL BOARD
 20 EDUCATION COURT HAMILTON ONTARIO

project
WASHROOM & CHANGEROOM RENOVATIONS AT WATERDOWN SECONDARY SCHOOL
 215 PARKSIDE DRIVE WATERDOWN ONTARIO

drawing title
CHANGEROOMS 1116, 1117, 1119, & 1120 - HVAC - EXISTING & DEMOLITION WORK

SHOWER/CHANGEROOM 1116, 1117, 1119, & 1120 - HVAC - EXISTING & DEMOLITION WORK
 SCALE: 1:25

reference	
project no. 23-075	client reference number
sheet no.	

M - 1 4 0 3

REMOVE ALL EXISTING HVAC GRILLES & DIFFUSERS APPROXIMATELY AS SHOWN. EXACT LOCATION AND QUANTITY TO BE CONFIRMED ON SITE BY THE CONTRACTOR. DISCONNECT GRILLES & DIFFUSERS FROM EXISTING DUCTWORK ABOVE THE T-BAR CEILING. TYPICAL THROUGHOUT ALL WORK AREAS.

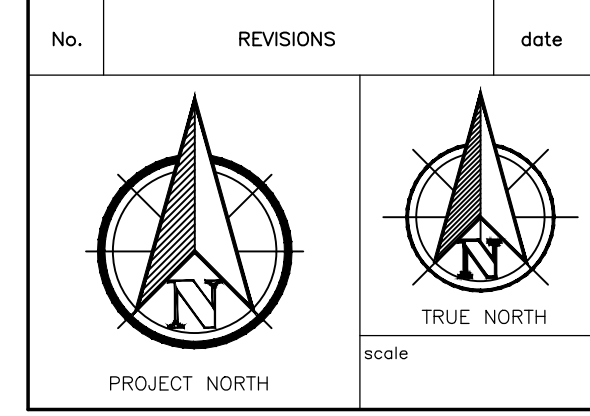
REMOVE EXISTING SPRINKLER HEADS, RECESSED AND PENDANT TYPE. APPROXIMATELY AS NOTED. CONTRACTOR TO VERIFY ALL HEAD LOCATIONS & QUANTITIES ON SITE. DISCONNECT EXISTING HEADS FROM LOCAL SPRINKLER PIPING. PREPARE AREA FOR THE INSTALLATION OF NEW HEADS. TYPICAL THROUGHOUT ALL WORK AREAS


CONTRACTOR TO ALLOW FOR THE COMPLETE REMOVAL OF THE T-BAR CEILING. COORDINATE DEMOLITION OF CEILING WITH EXISTING MECHANICAL & ELECTRICAL SERVICES ABOVE THE CEILING. REFER TO ARCHITECTURAL DRAWINGS.

REMOVE EXISTING CEILING MOUNTED FAN-COIL UNITS APPROXIMATELY AS SHOWN. DISCONNECT FROM POWER, CONTROLS, AND DUCTWORK. RE-CLAIM ALL REFRIGERANT.

NOTE:
CONTRACTORS SHALL VERIFY AND BE RESPONSIBLE FOR ALL DIMENSIONS AND CONDITIONS ON THE JOB AND THE ENGINEER SHALL BE INFORMED OF ANY VARIATIONS FROM THE DIMENSIONS AND CONDITIONS SHOWN ON THE DRAWINGS. DO NOT SCALE DRAWINGS. SHOP DRAWINGS SHALL BE SUBMITTED TO THE ENGINEER FOR APPROVAL BEFORE PROCEEDING WITH FABRICATION. THIS DRAWING IS THE PROPERTY OF SAB ENGINEERING INC. AND SHALL NOT BE REPRODUCED WITHOUT THEIR PERMISSION AND UNLESS THE REPRODUCTION CARRIES THEIR NAME. ALL INFORMATION SHOWN ON THIS DRAWING IS FOR USE ON THE SPECIFIED PROJECT ONLY AND SHALL NOT BE USED OTHERWISE WITHOUT WRITTEN PERMISSION OF SAB ENGINEERING INC.

03	ISSUED FOR TENDER	APR/11/24
02	ISSUED FOR PERMIT	JAN/09/24
01	ISSUED FOR COORDINATION	NOV/28/23



	drawn	E.T.
	last worked on by	
	checked	O.S.
	print date	2024.03.20

SAB ENGINEERING Inc.
 588 EDWARD AVE., UNIT 25, RICHMOND HILL, ONT., L4C 9Y6
 TEL. (905) 787 8885 FAX (905) 787 8771

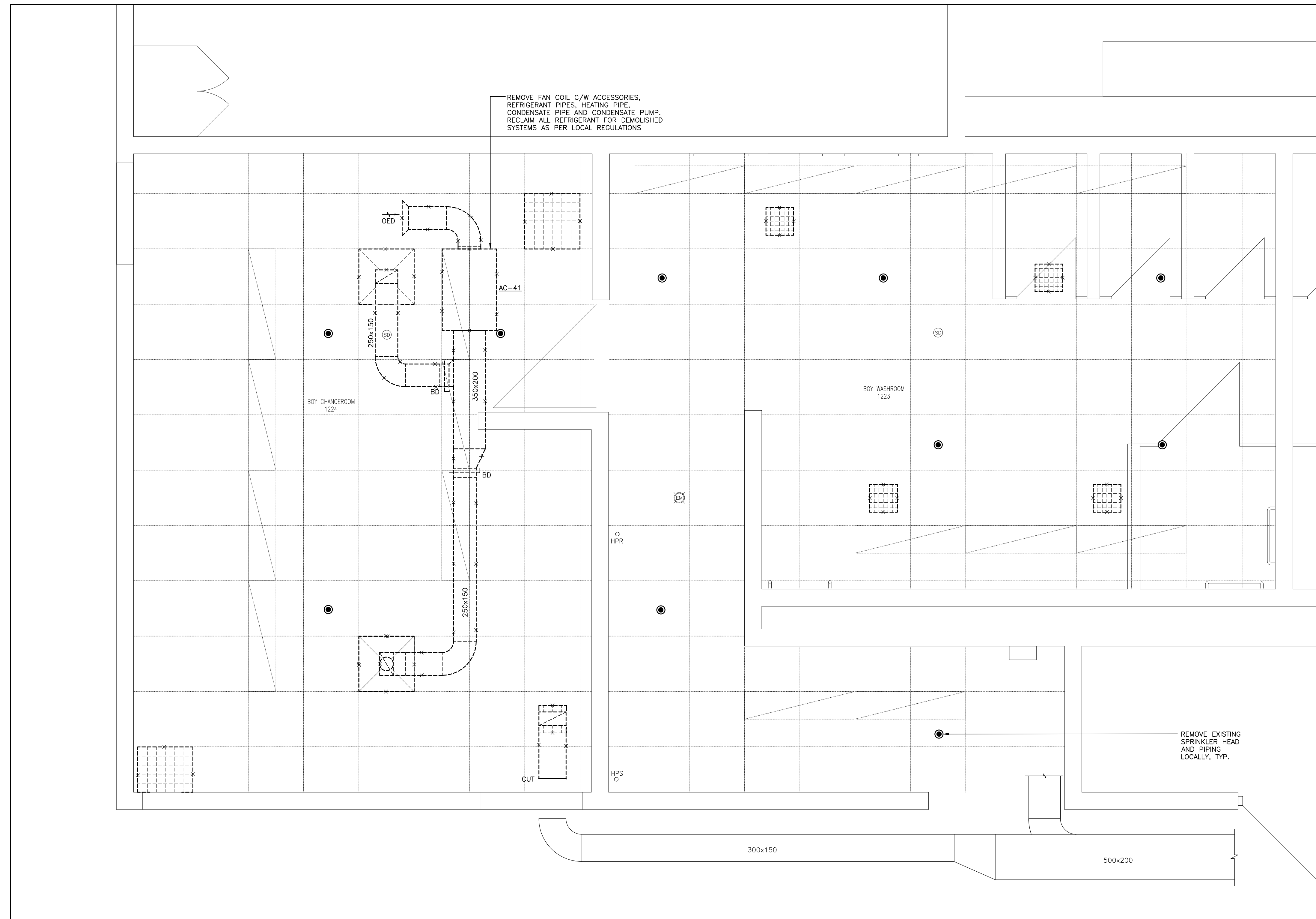
client
HAMILTON-WENTWORTH DISTRICT SCHOOL BOARD
 20 EDUCATION COURT HAMILTON ONTARIO

project
WASHROOM & CHANGEROOM RENOVATIONS AT WATERDOWN SECONDARY SCHOOL
 215 PARKSIDE DRIVE WATERDOWN ONTARIO

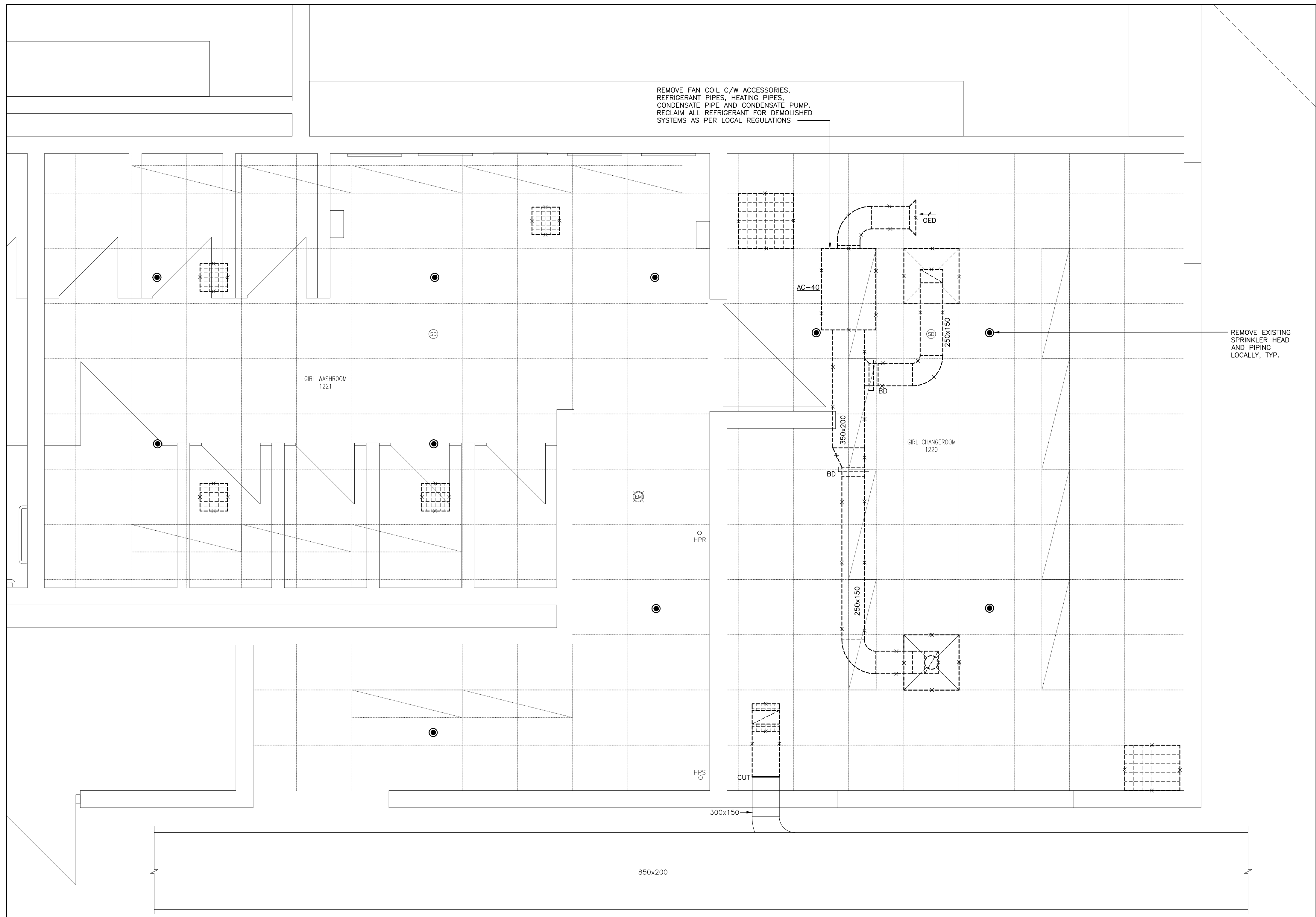
drawing title
WASHROOM 1223 & CHANGEROOM 1224 - HVAC - EXISTING & DEMOLITION WORK

reference	
project no.	client reference number
23-075	
sheet no.	

M - 1 5 0 3



WASHROOM 1223 & CHANGEROOM 1224 - HVAC - EXISTING & DEMOLITION WORK
 SCALE: 1:25



REMOVE FAN COIL, C/W ACCESSORIES, REFRIGERANT PIPES, HEATING PIPES, CONDENSATE PIPE AND CONDENSATE PUMP. RECLAIM ALL REFRIGERANT FOR DEMOLISHED SYSTEMS AS PER LOCAL REGULATIONS

REMOVE EXISTING SPRINKLER HEAD AND PIPING LOCALLY, TYP.

REMOVE ALL EXISTING HVAC GRILLES & DIFFUSERS APPROXIMATELY AS SHOWN. EXACT LOCATION AND QUANTITY TO BE CONFIRMED ON SITE BY THE CONTRACTOR. DISCONNECT GRILLES & DIFFUSERS FROM EXISTING DUCTWORK ABOVE THE T-BAR CEILING. TYPICAL THROUGHOUT ALL WORK AREAS.

REMOVE EXISTING SPRINKLER HEADS, RECESSED AND PENDANT TYPE. APPROXIMATELY AS NOTED. CONTRACTOR TO VERIFY ALL HEAD LOCATIONS & QUANTITIES ON SITE. DISCONNECT EXISTING HEADS FROM LOCAL SPRINKLER PIPING. PREPARE AREA FOR THE INSTALLATION OF NEW HEADS. TYPICAL THROUGHOUT ALL WORK AREAS

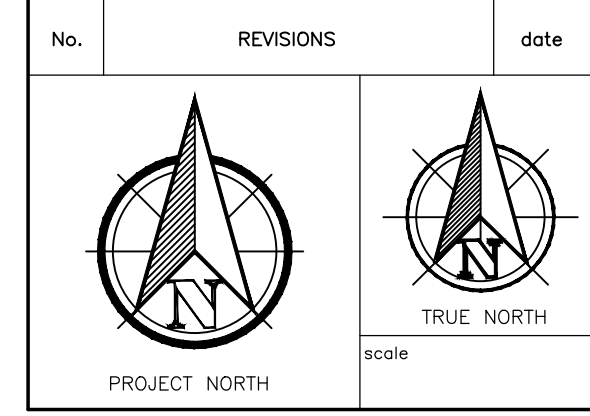
CONTRACTOR TO ALLOW FOR THE COMPLETE REMOVAL OF THE T-BAR CEILING. COORDINATE DEMOLITION OF CEILING WITH EXISTING MECHANICAL & ELECTRICAL SERVICES ABOVE THE CEILING. REFER TO ARCHITECTURAL DRAWINGS.

REMOVE EXISTING CEILING MOUNTED FAN-COIL UNITS APPROXIMATELY AS SHOWN. DISCONNECT FROM POWER, CONTROLS, AND DUCTWORK. RE-CLAIM ALL REFRIGERANT.



NOTE:
CONTRACTORS SHALL VERIFY AND BE RESPONSIBLE FOR ALL DIMENSIONS AND CONDITIONS ON THE JOB AND THE ENGINEER SHALL BE INFORMED OF ANY VARIATIONS FROM THE DIMENSIONS AND CONDITIONS SHOWN ON THE DRAWINGS. DO NOT SCALE DRAWINGS. SHOP DRAWINGS SHALL BE SUBMITTED TO THE ENGINEER FOR APPROVAL BEFORE PROCEEDING WITH FABRICATION. THIS DRAWING IS THE PROPERTY OF SAB ENGINEERING INC. AND SHALL NOT BE REPRODUCED WITHOUT THEIR PERMISSION AND UNLESS THE REPRODUCTION CARRIES THEIR NAME. ALL INFORMATION SHOWN ON THIS DRAWING IS FOR USE ON THE SPECIFIED PROJECT ONLY AND SHALL NOT BE USED OTHERWISE WITHOUT WRITTEN PERMISSION OF SAB ENGINEERING INC.

03	ISSUED FOR TENDER	APR/11/24
02	ISSUED FOR PERMIT	JAN/09/24
01	ISSUED FOR COORDINATION	NOV/28/23



LICENSED PROFESSIONAL ENGINEER

APRIL, 2024

D. STRASHEIN

100568851

PROVINCE OF ONTARIO

drawn
E.T.

last worked on by

checked
O.S.

print date
2024.03.20

SAB ENGINEERING Inc.

588 EDWARD AVE., UNIT 25, RICHMOND HILL, ONT., L4C 9Y6
TEL (905) 787 8885 FAX (905) 787 8771

client
HAMILTON-WENTWORTH DISTRICT SCHOOL BOARD
20 EDUCATION COURT HAMILTON ONTARIO

project
WASHROOM & CHANGEROOM RENOVATIONS AT WATERDOWN SECONDARY SCHOOL
215 PARKSIDE DRIVE WATERDOWN ONTARIO

drawing title
CHANGEROOM 1220 & WASHROOM 1221 - HVAC - EXISTING & DEMOLITION WORK

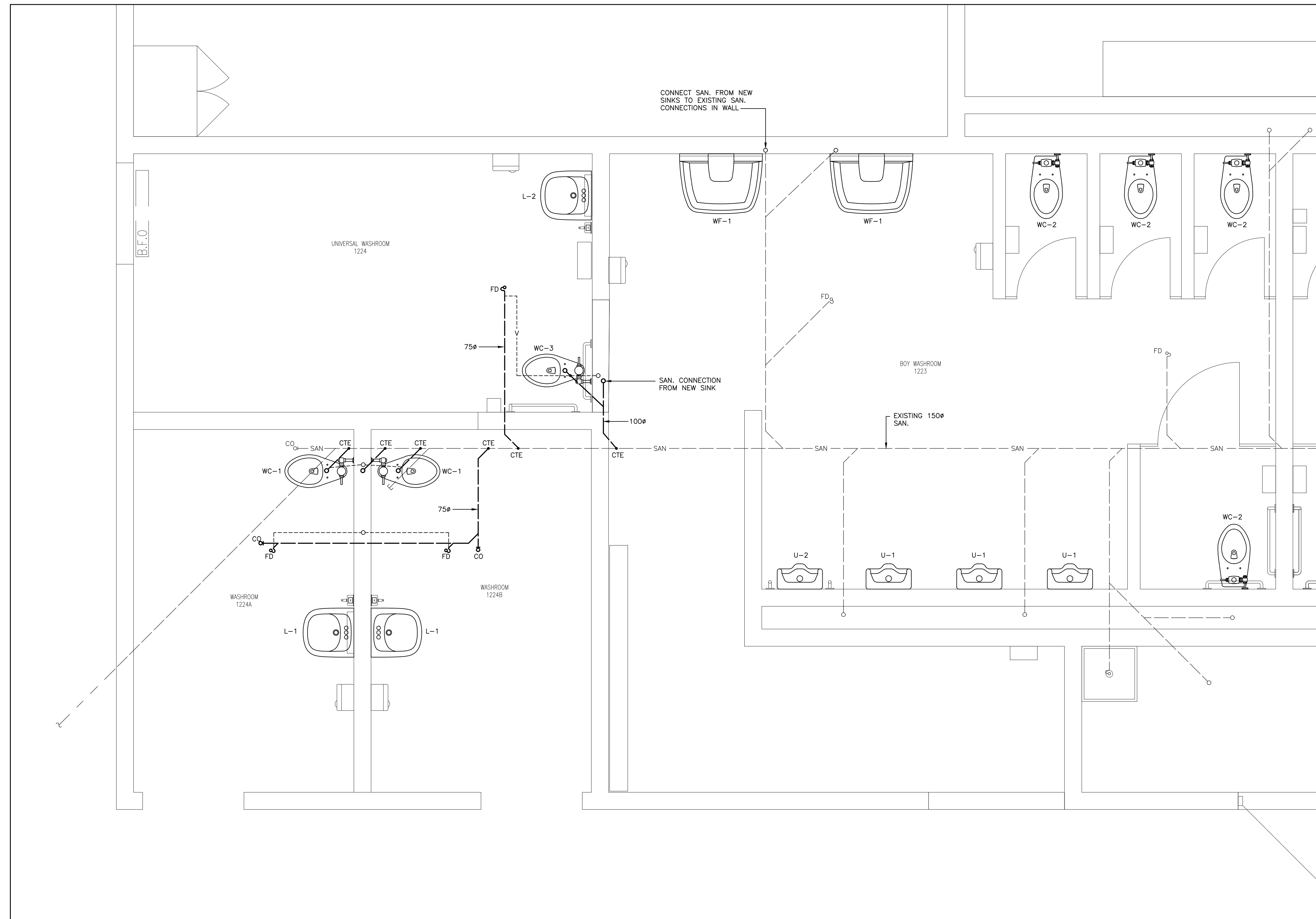
reference

project no. 23-075 client reference number

sheet no.

M - 1 6 0 3

CHANGEROOM 1220 & WASHROOM 1221 - HVAC - EXISTING & DEMOLITION WORK
SCALE: 1:25

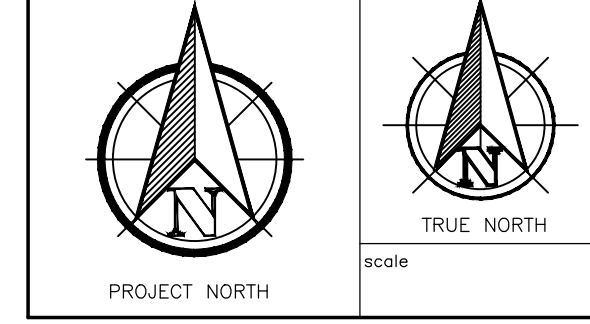


WASHROOM 1223, 1224, 1224A & 1224B - U/G PLUMBING - NEW WORK
SCALE: 1:25

NOTE:
CONTRACTORS SHALL VERIFY AND BE RESPONSIBLE FOR ALL DIMENSIONS AND CONDITIONS ON THE JOB AND THE ENGINEER SHALL BE INFORMED OF ANY VARIATIONS FROM THE DIMENSIONS AND CONDITIONS SHOWN ON THE DRAWINGS. DO NOT SCALE DRAWINGS. SHOP DRAWINGS SHALL BE SUBMITTED TO THE ENGINEER FOR APPROVAL BEFORE PROCEEDING WITH FABRICATION. THIS DRAWING IS THE PROPERTY OF SAB ENGINEERING INC. AND SHALL NOT BE REPRODUCED WITHOUT THEIR PERMISSION AND UNLESS THE REPRODUCTION CARRIES THEIR NAME. ALL INFORMATION SHOWN ON THIS DRAWING IS FOR USE ON THE SPECIFIED PROJECT ONLY AND SHALL NOT BE USED OTHERWISE WITHOUT WRITTEN PERMISSION OF SAB ENGINEERING INC.

03	ISSUED FOR TENDER	APR/11/24
02	ISSUED FOR PERMIT	JAN/09/24
01	ISSUED FOR COORDINATION	NOV/28/23

No.	REVISIONS	date



	drawn	E.T.
	last worked on by	
	checked	O.S.
	print date	2024.03.20

SAB ENGINEERING Inc.
588 EDWARD AVE., UNIT 25, RICHMOND HILL, ONT. L4C 9Y6
TEL (905) 787 8885 FAX (905) 787 8771

client
HAMILTON-WENTWORTH DISTRICT SCHOOL BOARD
20 EDUCATION COURT HAMILTON ONTARIO

project
WASHROOM & CHANGEROOM RENOVATIONS AT WATERDOWN SECONDARY SCHOOL
215 PARKSIDE DRIVE WATERDOWN ONTARIO

drawing title
WASHROOM 1223, 1224, 1224A & 1224B - U/G PLUMBING - NEW WORK

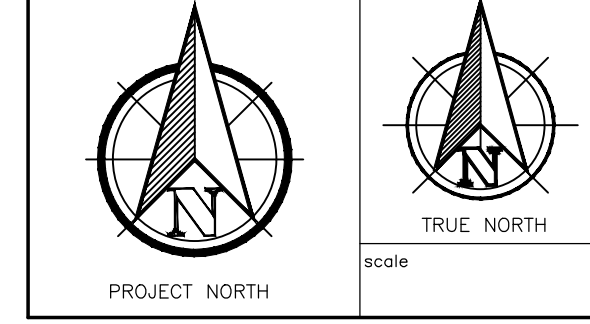
reference	
project no.	client reference number
23-075	
sheet no.	

M - 1 7 0 3

NOTE:
 CONTRACTORS SHALL VERIFY AND BE RESPONSIBLE FOR ALL DIMENSIONS AND CONDITIONS ON THE JOB AND THE ENGINEER SHALL BE INFORMED OF ANY VARIATIONS FROM THE DIMENSIONS AND CONDITIONS SHOWN ON THE DRAWINGS. DO NOT SCALE DRAWINGS. SHOP DRAWINGS SHALL BE SUBMITTED TO THE ENGINEER FOR APPROVAL BEFORE PROCEEDING WITH FABRICATION. THIS DRAWING IS THE PROPERTY OF SAB ENGINEERING INC. AND SHALL NOT BE REPRODUCED WITHOUT THEIR PERMISSION AND UNLESS THE REPRODUCTION CARRIES THEIR NAME. ALL INFORMATION SHOWN ON THIS DRAWING IS FOR USE ON THE SPECIFIED PROJECT ONLY AND SHALL NOT BE USED OTHERWISE WITHOUT WRITTEN PERMISSION OF SAB ENGINEERING INC.

03	ISSUED FOR TENDER	APR/11/24
02	ISSUED FOR PERMIT	JAN/09/24
01	ISSUED FOR COORDINATION	NOV/28/23

No.	REVISIONS	date



drawn by: E.T.
 last worked on by:
 checked by: O.S.
 print date: 2024.03.20

SAB ENGINEERING Inc.
 588 EDWARD AVE., UNIT 25, RICHMOND HILL, ONT., L4C 9Y6
 TEL. (905) 787 8885 FAX (905) 787 8771

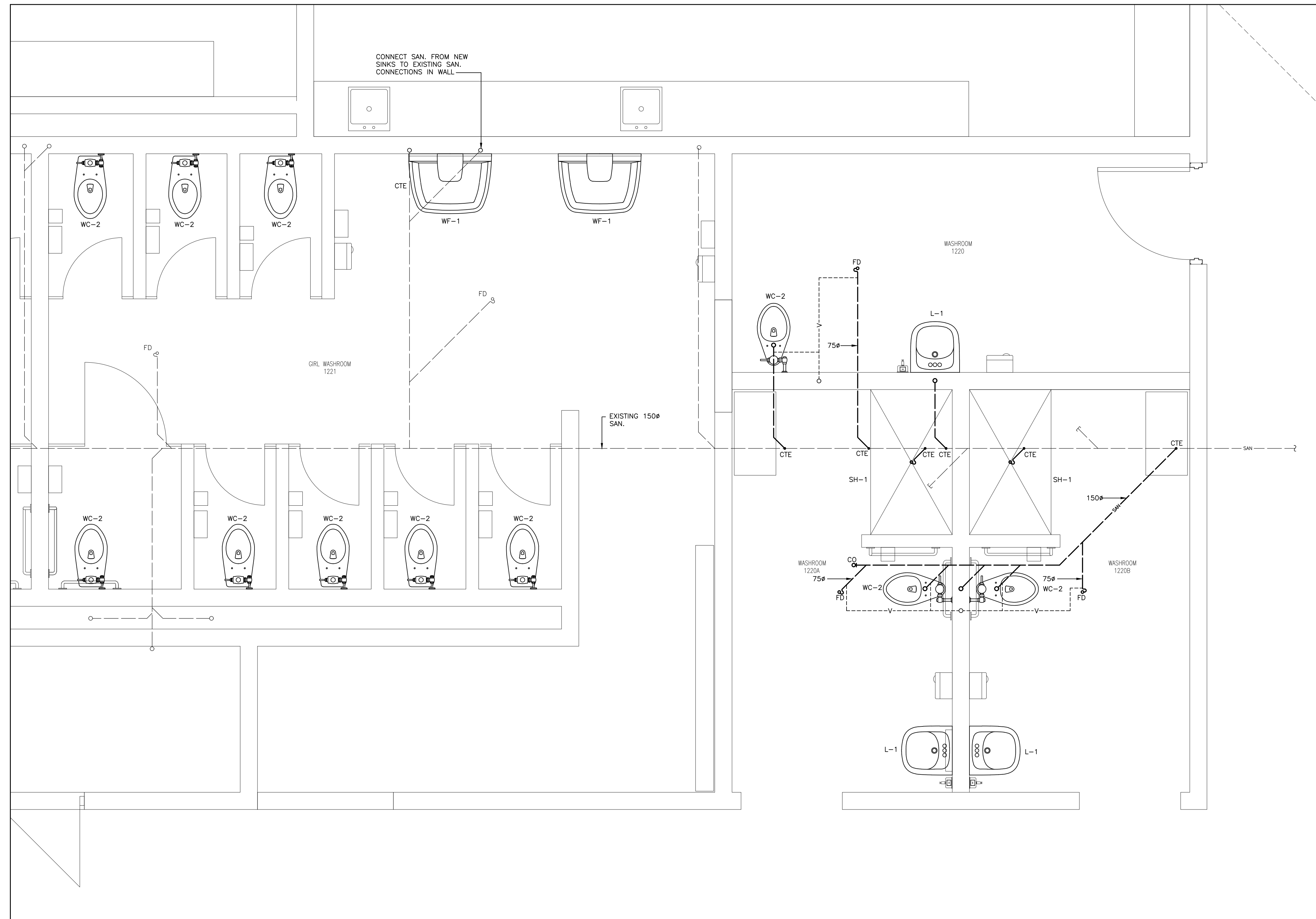
client
HAMILTON-WENTWORTH DISTRICT SCHOOL BOARD
 20 EDUCATION COURT
 HAMILTON ONTARIO

project
WASHROOM & CHANGEROOM RENOVATIONS AT WATERDOWN SECONDARY SCHOOL
 215 PARKSIDE DRIVE
 WATERDOWN ONTARIO

drawing title
WASHROOM 1221, 1220, 1220A, & 1220B - U/G PLUMBING - NEW WORK

reference	
project no.	client reference number
23-075	
sheet no.	

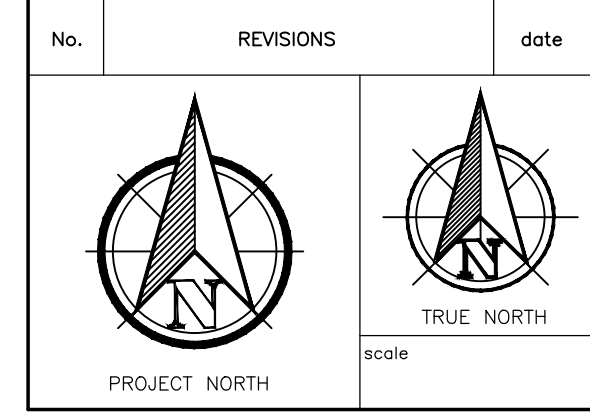
M - 1 8 0 3



WASHROOM 1221, 1220, 1220A & 1220B - U/G PLUMBING - NEW WORK
 SCALE: 1:25

NOTE:
 CONTRACTORS SHALL VERIFY AND BE RESPONSIBLE FOR ALL DIMENSIONS AND CONDITIONS ON THE JOB AND THE ENGINEER SHALL BE INFORMED OF ANY VARIATIONS FROM THE DIMENSIONS AND CONDITIONS SHOWN ON THE DRAWINGS. DO NOT SCALE DRAWINGS. SHOP DRAWINGS SHALL BE SUBMITTED TO THE ENGINEER FOR APPROVAL BEFORE PROCEEDING WITH FABRICATION. THIS DRAWING IS THE PROPERTY OF SAB ENGINEERING INC. AND SHALL NOT BE REPRODUCED WITHOUT THEIR PERMISSION AND UNLESS THE REPRODUCTION CARRIES THEIR NAME. ALL INFORMATION SHOWN ON THIS DRAWING IS FOR USE ON THE SPECIFIED PROJECT ONLY AND SHALL NOT BE USED OTHERWISE WITHOUT WRITTEN PERMISSION OF SAB ENGINEERING INC.

03	ISSUED FOR TENDER	APR/11/24
02	ISSUED FOR PERMIT	JAN/09/24
01	ISSUED FOR COORDINATION	NOV/28/23



LICENSED PROFESSIONAL ENGINEER
 APRIL, 2024
D. STRASHEIN
 100588851
 PROVINCE OF ONTARIO

drawn
E.T.

last worked on by

checked
O.S.

print date
2024.03.20

SAB ENGINEERING Inc.
 588 EDWARD AVE., UNIT 25, RICHMOND HILL, ONT., L4C 9Y6
 TEL. (905) 787 8885 FAX (905) 787 8771

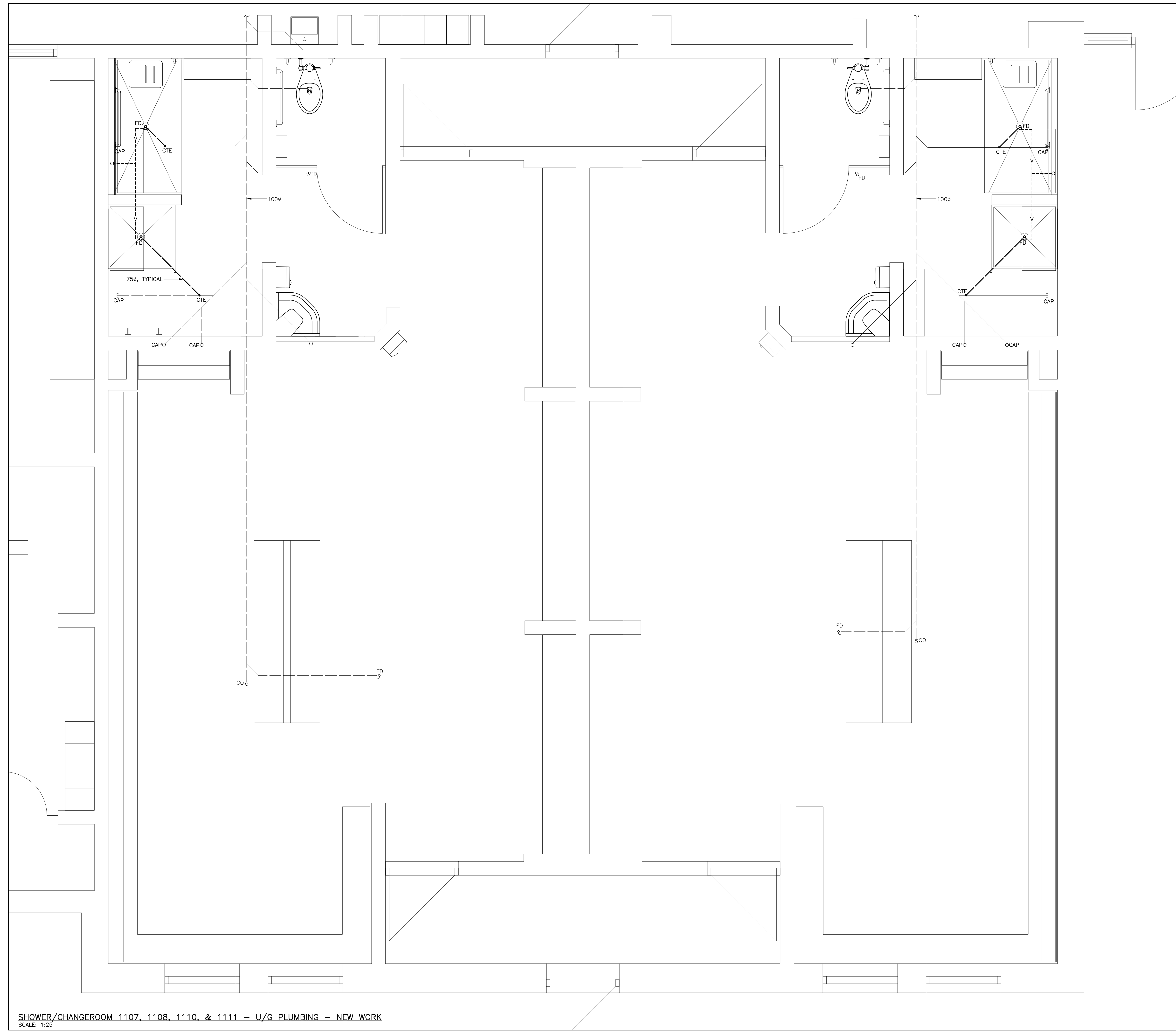
client
HAMILTON-WENTWORTH DISTRICT SCHOOL BOARD
 20 EDUCATION COURT
 HAMILTON ONTARIO

project
WASHROOM & CHANGEROOM RENOVATIONS AT WATERDOWN SECONDARY SCHOOL
 215 PARKSIDE DRIVE
 WATERDOWN ONTARIO

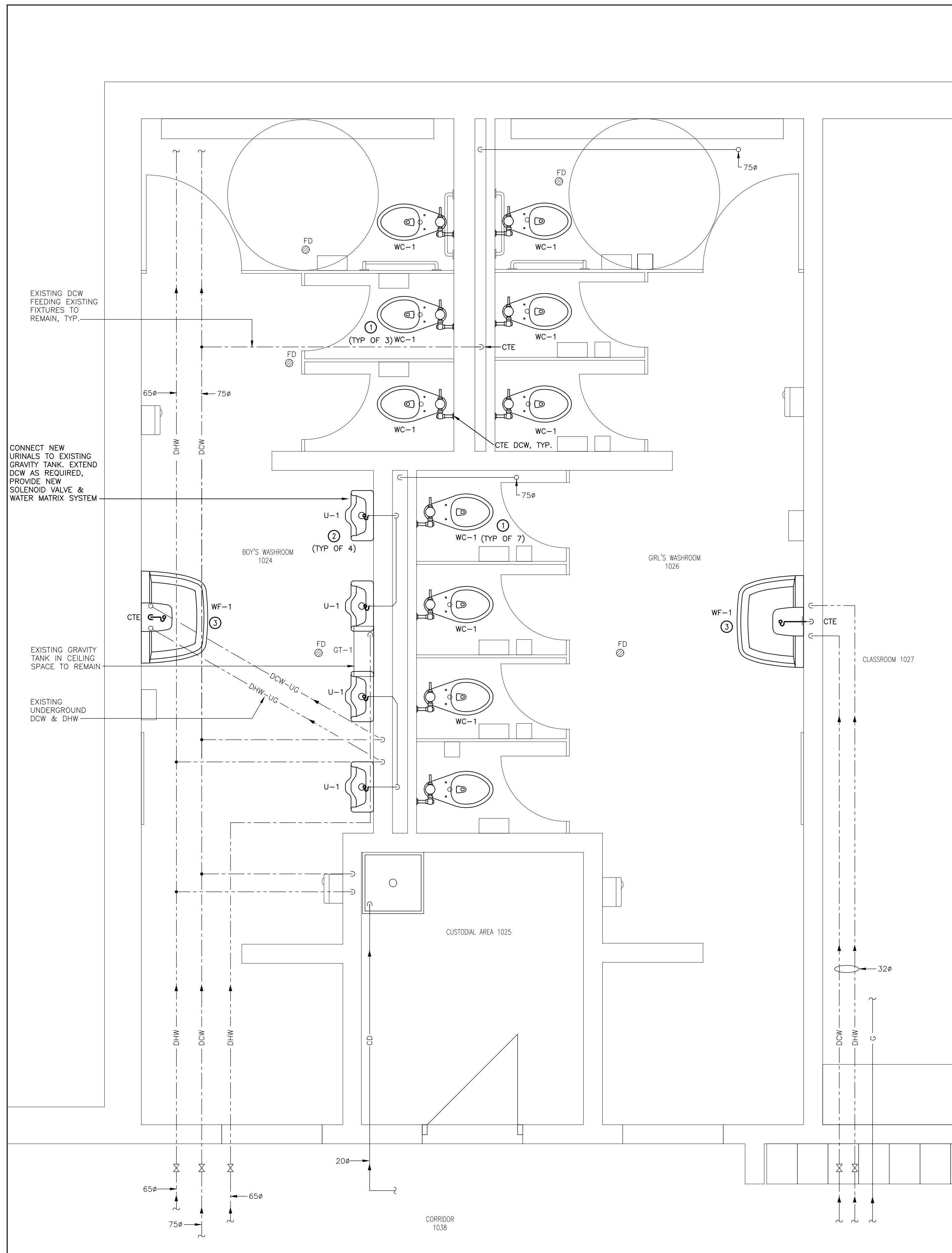
drawing title
CHANGEROOMS 1107, 1108, 1110, & 1111 - U/G PLUMBING - NEW WORK

project no. 23-075	client reference number
sheet no.	

M - 1903



SHOWER/CHANGEROOM 1107, 1108, 1110, & 1111 - U/G PLUMBING - NEW WORK
 SCALE: 1:25



WASHROOM 1024 & 1026 - PLUMBING - NEW WORK
SCALE: 1:25

- NEW WORK NOTES:**
- NEW FLOOR MOUNTED WATER CLOSET WITH FLUSH VALVE ASSEMBLY. CONNECT TO EXISTING SANITARY DRAIN & DCW PIPING.
 - NEW WALL MOUNTED URINAL COMPLETE WITH ACCESSORIES. CONNECT TO EXISTING SANITARY DRAIN & DCW PIPING.
 - NEW WASH FOUNTAIN COMPLETE WITH ACCESSORIES. CONNECT TO EXISTING SANITARY DRAIN, DCW & DHW PIPING.
 - NEW WALL MOUNTED LAVATORY COMPLETE WITH ACCESSORIES. CONNECT TO EXISTING SANITARY DRAIN, DCW & DHW PIPING.

NOTE:

PROVIDE LOCAL ISOLATION VALVE FOR ALL FIXTURES

PROVIDE NEW CARRIER FOR ALL WALL MOUNTED FIXTURES

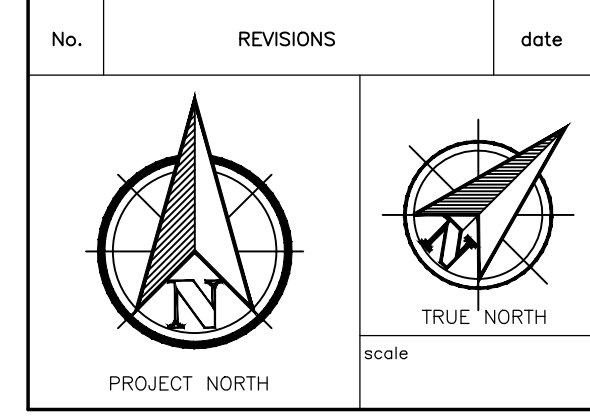
PROVIDE TRAP-PRIMER LINES FOR ALL NEW DRAINS AS REQUIRED BY OBC. PROVIDE VENTING FOR ALL NEW TRAPS AS REQUIRED BY OBC.



NOTE:

CONTRACTORS SHALL VERIFY AND BE RESPONSIBLE FOR ALL DIMENSIONS AND CONDITIONS ON THE JOB AND THE ENGINEER SHALL BE INFORMED OF ANY VARIATIONS FROM THE DIMENSIONS AND CONDITIONS SHOWN ON THE DRAWINGS. DO NOT SCALE DRAWINGS. SHOP DRAWINGS SHALL BE SUBMITTED TO THE ENGINEER FOR APPROVAL BEFORE PROCEEDING WITH FABRICATION. THIS DRAWING IS THE PROPERTY OF SAB ENGINEERING INC. AND SHALL NOT BE REPRODUCED WITHOUT THEIR PERMISSION AND UNLESS THE REPRODUCTION CARRIES THEIR NAME. ALL INFORMATION SHOWN ON THIS DRAWING IS FOR USE ON THE SPECIFIED PROJECT ONLY AND SHALL NOT BE USED OTHERWISE WITHOUT WRITTEN PERMISSION OF SAB ENGINEERING INC.

03	ISSUED FOR TENDER	APR/11/24
02	ISSUED FOR PERMIT	JAN/09/24
01	ISSUED FOR COORDINATION	NOV/28/23



	drawn	E.T.
	last worked on by	
	checked	O.S.
	print date	2024.03.20

SAB ENGINEERING Inc.

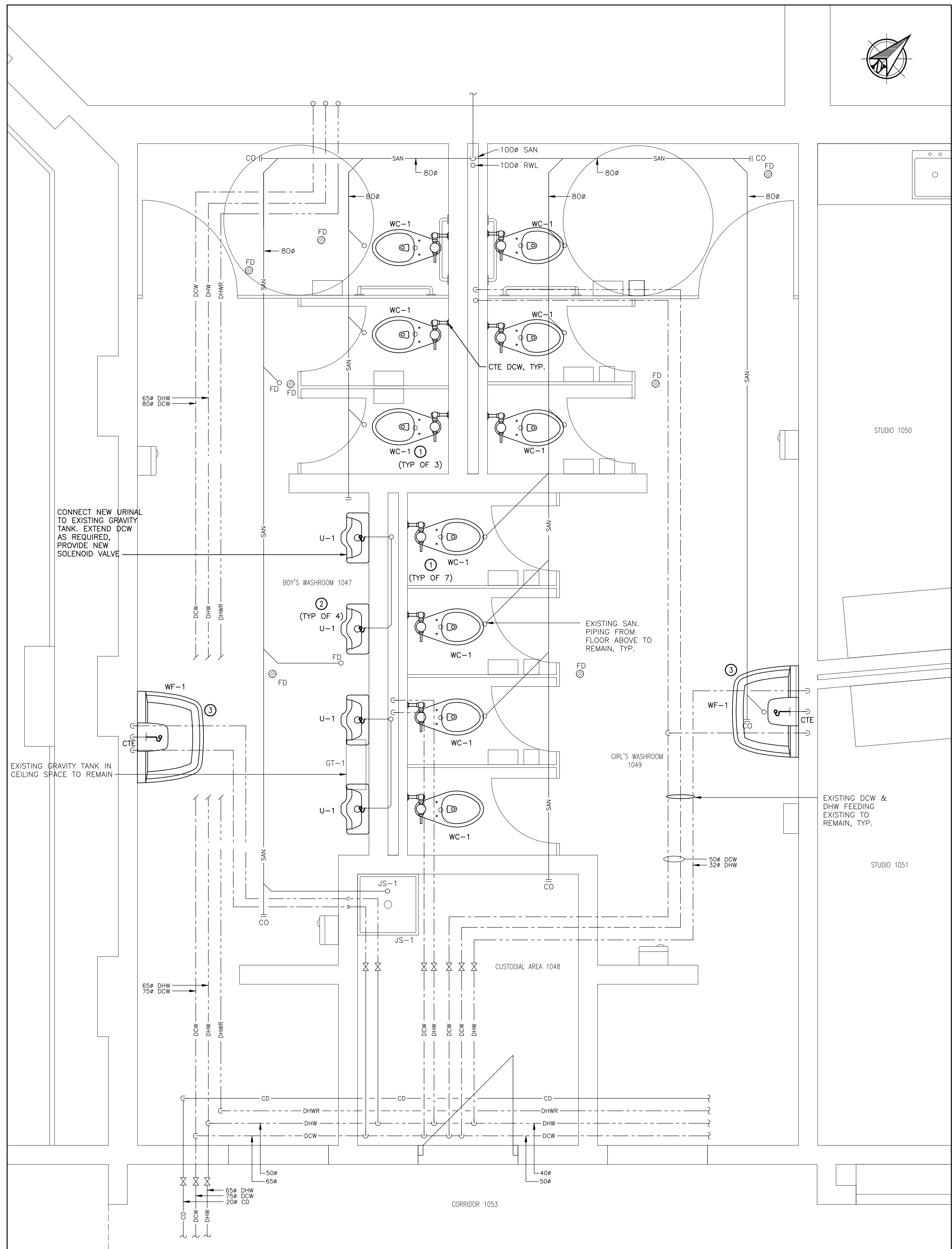
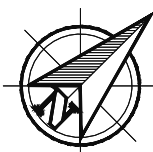
588 EDWARD AVE., UNIT 25, RICHMOND HILL, ONT., L4C 9Y6
TEL (905) 787 8885 FAX (905) 787 8771

client
HAMILTON-WENTWORTH DISTRICT SCHOOL BOARD
20 EDUCATION COURT HAMILTON ONTARIO

project
WASHROOM & CHANGEROOM RENOVATIONS AT WATERDOWN SECONDARY SCHOOL
215 PARKSIDE DRIVE WATERDOWN ONTARIO

drawing title
WASHROOM 1024, 1026 - PLUMBING - NEW WORK

reference	
project no.	client reference number
23-075	
sheet no.	
M - 2003	



WASHROOM 1047 & 1049 - PLUMBING - NEW WORK
SCALE: 1:25

NEW WORK NOTES:

- 1 NEW FLOOR MOUNTED WATER CLOSET WITH FLUSH VALVE ASSEMBLY. CONNECT TO EXISTING SANITARY DRAIN & DCW PIPING.
- 2 NEW WALL MOUNTED URINAL COMPLETE WITH ACCESSORIES. CONNECT TO EXISTING SANITARY DRAIN & DCW PIPING.
- 3 NEW WALL MOUNTED URINAL COMPLETE WITH FLUSH VALVE. CONNECT TO EXISTING SANITARY DRAIN & DCW PIPING.
- 4 NEW WASH FOUNTAIN COMPLETE WITH ACCESSORIES. CONNECT TO EXISTING SANITARY DRAIN, DCW & DHW PIPING.
- 5 NEW WALL MOUNTED LAVATORY COMPLETE WITH ACCESSORIES. CONNECT TO EXISTING SANITARY DRAIN, DCW & DHW PIPING.
- 6 NEW SHOWER COMPLETE WITH ACCESSORIES. PROVIDE NEW SHOWER BASE. PROVIDE NEW SHOWER DRAIN COVER. CONNECT TO EXISTING SANITARY DRAIN, DCW & DHW PIPING.

NOTE:

PROVIDE LOCAL ISOLATION VALVE FOR ALL FIXTURES
PROVIDE NEW CARRIER FOR ALL WALL MOUNTED FIXTURES
PROVIDE TRAP-PRIMER LINES FOR ALL NEW DRAINS AS REQUIRED BY OBC. PROVIDE VENTING FOR ALL NEW TRAPS AS REQUIRED BY OBC.



NOTE:
CONTRACTORS SHALL VERIFY AND BE RESPONSIBLE FOR ALL DIMENSIONS AND CONDITIONS ON THE JOB AND THE ENGINEER SHALL BE INFORMED OF ANY VARIATIONS FROM THE DIMENSIONS AND CONDITIONS SHOWN ON THE DRAWINGS. DO NOT SCALE DRAWINGS. SHOP DRAWINGS SHALL BE SUBMITTED TO THE ENGINEER FOR APPROVAL BEFORE PROCEEDING WITH FABRICATION. THIS DRAWING IS THE PROPERTY OF SAB ENGINEERING INC. AND SHALL NOT BE REPRODUCED WITHOUT THEIR PERMISSION AND UNLESS THE REPRODUCTION CARRIES THEIR NAME. ALL INFORMATION SHOWN ON THIS DRAWING IS FOR USE ON THE SPECIFIED PROJECT ONLY AND SHALL NOT BE USED OTHERWISE WITHOUT WRITTEN PERMISSION OF SAB ENGINEERING INC.

03	ISSUED FOR TENDER	APR/11/24
02	ISSUED FOR PERMIT	JAN/09/24
01	ISSUED FOR COORDINATION	NOV/28/23

No.	REVISIONS	date
 PROJECT NORTH TRUE NORTH scale		

drawn by
E.T.
last worked on by
checked by
O.S.
print date
2024.03.20

LICENSED PROFESSIONAL ENGINEER
APRIL, 2024
D. STRASHEIN
10058851
PROVINCE OF ONTARIO

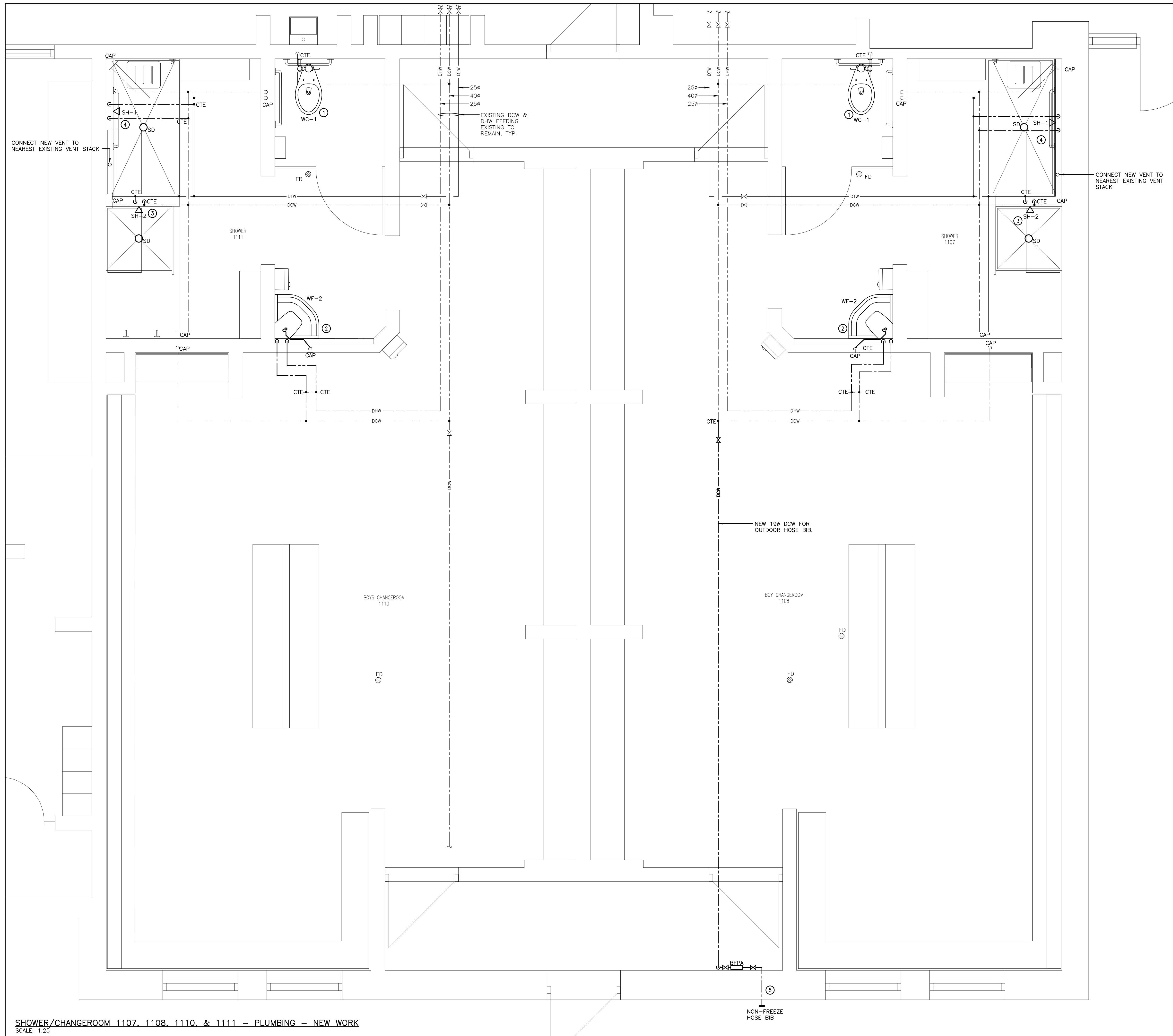
SAB ENGINEERING Inc.
588 EDWARD AVE., UNIT 25, RICHMOND HILL, ONT., L4C 9Y6
TEL. (905) 787 8885 FAX (905) 787 8771

client
HAMILTON-WENTWORTH DISTRICT SCHOOL BOARD
20 EDUCATION COURT
HAMILTON ONTARIO

project
WASHROOM & CHANGEROOM RENOVATIONS AT WATERDOWN SECONDARY SCHOOL
215 PARKSIDE DRIVE
WATERDOWN ONTARIO

drawing title
WASHROOM 1047 & 1049 - PLUMBING - NEW WORK

reference	project no. 23-075	client reference number
sheet no.	M - 2103	



- NEW WORK NOTES:**
- NEW FLOOR MOUNTED WATER CLOSET WITH FLUSH VALVE ASSEMBLY. CONNECT TO EXISTING SANITARY DRAIN & DCW PIPING.
 - NEW WASH FOUNTAIN COMPLETE WITH ACCESSORIES. CONNECT TO EXISTING SANITARY DRAIN. PROVIDE NEW DCW & DHW PIPING AS REQUIRED TO CONNECT TO EXISTING DOMESTIC PIPING.
 - NEW STUDENT SHOWER COMPLETE WITH ACCESSORIES. PROVIDE NEW SHOWER DRAIN COVER. CONNECT TO NEW SANITARY DRAIN, DCW & DHW PIPING.
 - NEW BARRIER FREE STUDENT SHOWER COMPLETE WITH HOSE & ACCESSORIES. PROVIDE NEW SHOWER DRAIN COVER. CONNECT TO NEW SANITARY DRAIN, DCW & DHW PIPING.
 - NEW OUTDOOR NON-FREEZE HOSEBIB C/W SECURITY COVER AND LOCK. PROVIDE NEW BACKFLOW PREVENTER ASSEMBLY FOR NEW HOSE BIB. EXACT LOCATION TO BE CONFIRMED ON SITE. CONNECT TO EXISTING DCW PIPING.

NOTE:

PROVIDE LOCAL ISOLATION VALVE FOR ALL FIXTURES

PROVIDE NEW CARRIER FOR ALL WALL MOUNTED FIXTURES

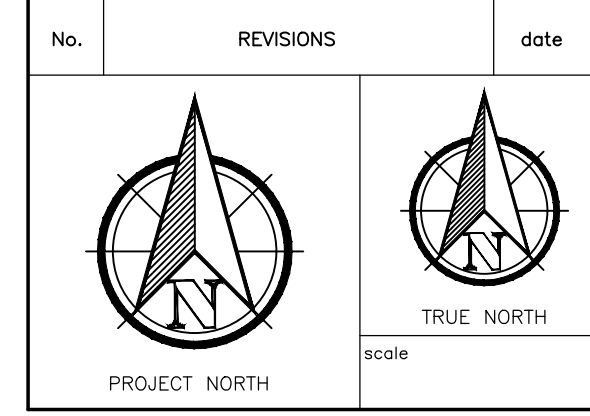
PROVIDE TRAP-PRIMER LINES FOR ALL NEW DRAINS AS REQUIRED BY OBC. PROVIDE VENTING FOR ALL NEW TRAPS AS REQUIRED BY OBC.

HWDSB

NOTE:

CONTRACTORS SHALL VERIFY AND BE RESPONSIBLE FOR ALL DIMENSIONS AND CONDITIONS ON THE JOB AND THE ENGINEER SHALL BE INFORMED OF ANY VARIATIONS FROM THE DIMENSIONS AND CONDITIONS SHOWN ON THE DRAWINGS. DO NOT SCALE DRAWINGS. SHOP DRAWINGS SHALL BE SUBMITTED TO THE ENGINEER FOR APPROVAL BEFORE PROCEEDING WITH FABRICATION. THIS DRAWING IS THE PROPERTY OF SAB ENGINEERING INC. AND SHALL NOT BE REPRODUCED WITHOUT THEIR PERMISSION AND UNLESS THE REPRODUCTION CARRIES THEIR NAME. ALL INFORMATION SHOWN ON THIS DRAWING IS FOR USE ON THE SPECIFIED PROJECT ONLY AND SHALL NOT BE USED OTHERWISE WITHOUT WRITTEN PERMISSION OF SAB ENGINEERING INC.

03	ISSUED FOR TENDER	APR/11/24
02	ISSUED FOR PERMIT	JAN/09/24
01	ISSUED FOR COORDINATION	NOV/28/23



	drawn	E.T.
	last worked on by	
	checked	O.S.
	print date	2024.03.20

SAB ENGINEERING Inc.

588 EDWARD AVE., UNIT 25, RICHMOND HILL, ONT. L4C 9Y6
TEL (905) 787 8885 FAX (905) 787 8771

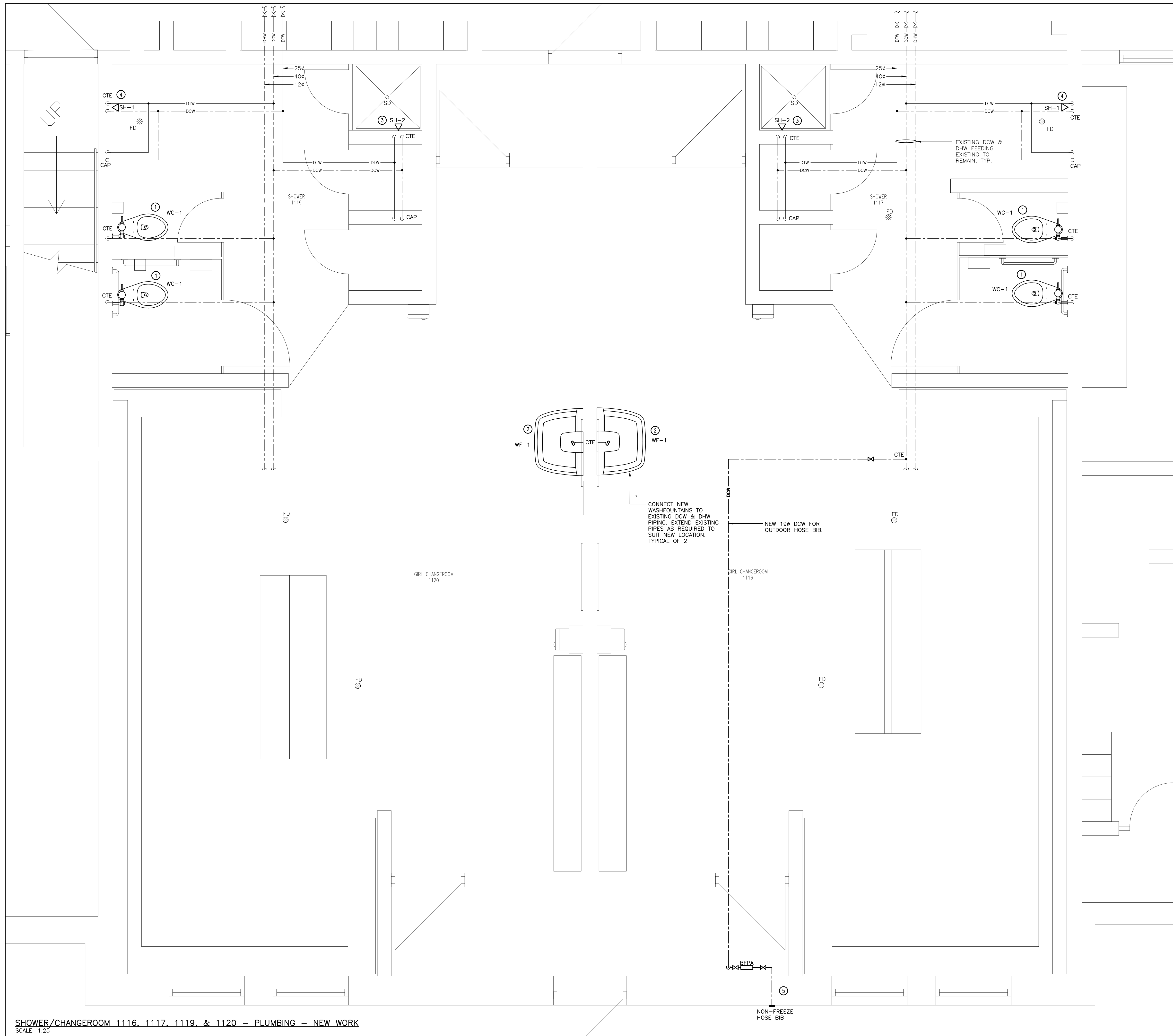
client
HAMILTON-WENTWORTH DISTRICT SCHOOL BOARD
 20 EDUCATION COURT HAMILTON ONTARIO

project
WASHROOM & CHANGEROOM RENOVATIONS AT WATERDOWN SECONDARY SCHOOL
 215 PARKSIDE DRIVE WATERDOWN ONTARIO

drawing title
CHANGEROOMS 1107, 1108, 1110, & 1111 - PLUMBING - NEW WORK

SHOWER/CHANGEROOM 1107, 1108, 1110, & 1111 - PLUMBING - NEW WORK
 SCALE: 1:25

reference	
project no.	client reference number
23-075	
sheet no.	
M - 2 2 0 3	



- NEW WORK NOTES:**
- NEW FLOOR MOUNTED WATER CLOSET WITH FLUSH VALVE ASSEMBLY. CONNECT TO EXISTING SANITARY DRAIN & DCW PIPING.
 - NEW WASH FOUNTAIN COMPLETE WITH ACCESSORIES. CONNECT TO EXISTING SANITARY DRAIN. PROVIDE NEW DCW & DHW PIPING AS REQUIRED TO CONNECT TO EXISTING DOMESTIC PIPING.
 - NEW STUDENT SHOWER COMPLETE WITH ACCESSORIES. PROVIDE NEW SHOWER DRAIN COVER. CONNECT TO NEW SANITARY DRAIN, DCW & DHW PIPING.
 - NEW BARRIER FREE STUDENT SHOWER COMPLETE WITH HOSE & ACCESSORIES. PROVIDE NEW SHOWER DRAIN COVER. CONNECT TO NEW SANITARY DRAIN, DCW & DHW PIPING.
 - NEW OUTDOOR NON-FREEZE HOSEBIB C/W SECURITY COVER AND LOCK. PROVIDE NEW BACKFLOW PREVENTER ASSEMBLY FOR NEW HOSE BIB. EXACT LOCATION TO BE CONFIRMED ON SITE. CONNECT TO EXISTING DCW PIPING.

NOTE:

PROVIDE LOCAL ISOLATION VALVE FOR ALL FIXTURES

PROVIDE NEW CARRIER FOR ALL WALL MOUNTED FIXTURES

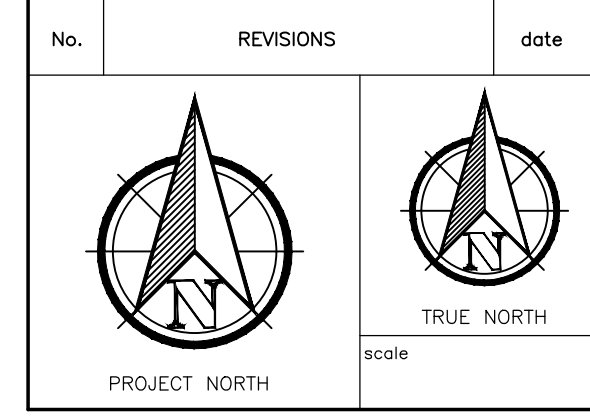
PROVIDE TRAP-PRIMER LINES FOR ALL NEW DRAINS AS REQUIRED BY OBC. PROVIDE VENTING FOR ALL NEW TRAPS AS REQUIRED BY OBC.



NOTE:

CONTRACTORS SHALL VERIFY AND BE RESPONSIBLE FOR ALL DIMENSIONS AND CONDITIONS ON THE JOB AND THE ENGINEER SHALL BE INFORMED OF ANY VARIATIONS FROM THE DIMENSIONS AND CONDITIONS SHOWN ON THE DRAWINGS. DO NOT SCALE DRAWINGS. SHOP DRAWINGS SHALL BE SUBMITTED TO THE ENGINEER FOR APPROVAL BEFORE PROCEEDING WITH FABRICATION. THIS DRAWING IS THE PROPERTY OF SAB ENGINEERING INC. AND SHALL NOT BE REPRODUCED WITHOUT THEIR PERMISSION AND UNLESS THE REPRODUCTION CARRIES THEIR NAME. ALL INFORMATION SHOWN ON THIS DRAWING IS FOR USE ON THE SPECIFIED PROJECT ONLY AND SHALL NOT BE USED OTHERWISE WITHOUT WRITTEN PERMISSION OF SAB ENGINEERING INC.

03	ISSUED FOR TENDER	APR/11/24
02	ISSUED FOR PERMIT	JAN/09/24
01	ISSUED FOR COORDINATION	NOV/28/23



LICENSED PROFESSIONAL ENGINEER

APRIL, 2024

D. STRASHEIN

10058851

PROVINCE OF ONTARIO

drawn by
E.T.

last worked on by

checked by
O.S.

print date
2024.03.20

SAB ENGINEERING Inc.

588 EDWARD AVE., UNIT 25, RICHMOND HILL, ONT., L4C 9Y6
TEL (905) 787 8885 FAX (905) 787 8771

client
HAMILTON-WENTWORTH DISTRICT SCHOOL BOARD

20 EDUCATION COURT
HAMILTON ONTARIO

project
WASHROOM & CHANGEROOM RENOVATIONS AT WATERDOWN SECONDARY SCHOOL

215 PARKSIDE DRIVE
WATERDOWN ONTARIO

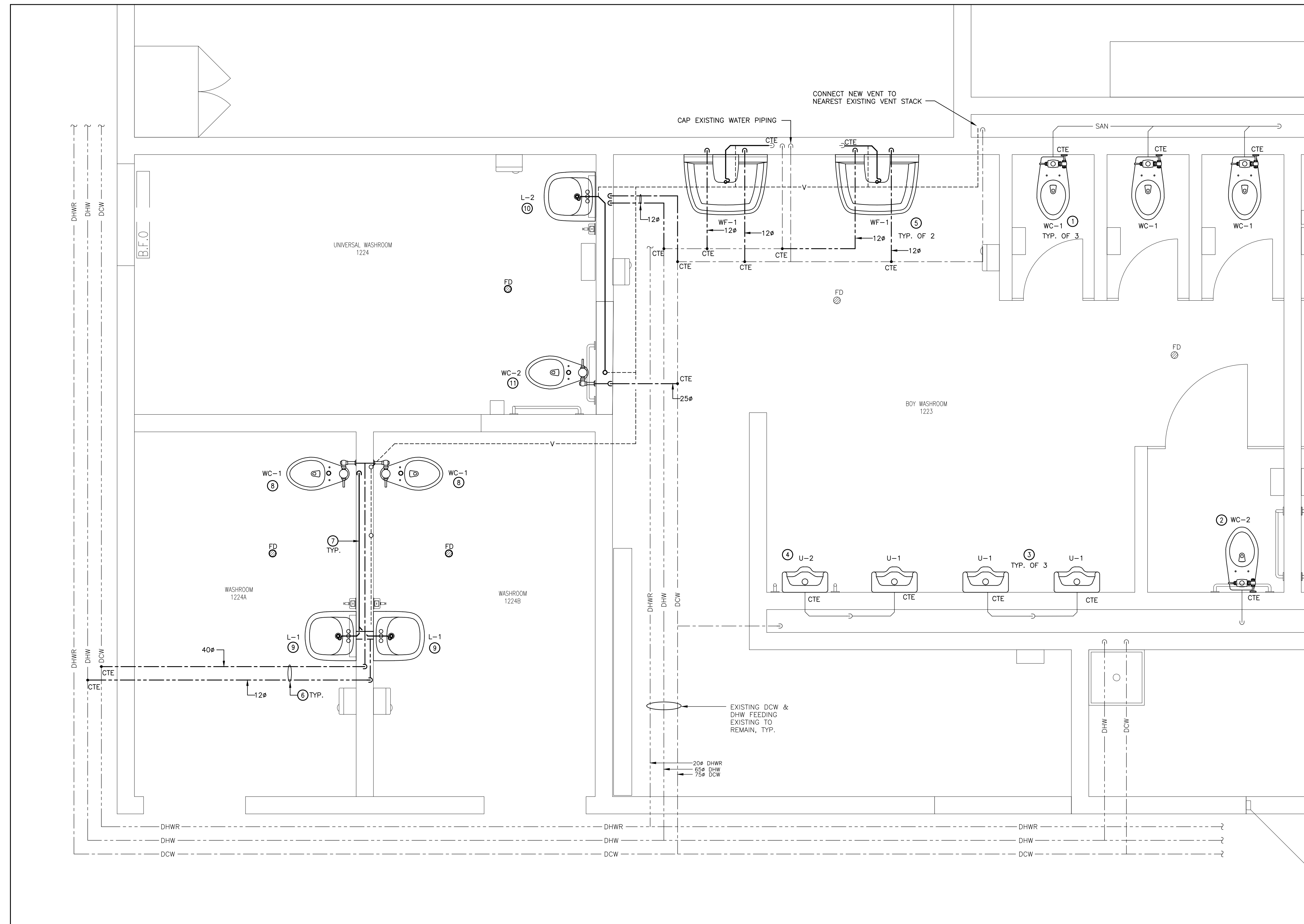
drawing title
CHANGEROOMS 1116, 1117, 1119, & 1120 - PLUMBING & NEW WORK

reference	
project no. 23-075	client reference number
sheet no.	

M - 2303

SHOWER/CHANGEROOM 1116, 1117, 1119, & 1120 - PLUMBING - NEW WORK

SCALE: 1:25



WASHROOM 1223, 1224, 1224A & 1224B - PLUMBING - NEW WORK
SCALE: 1:25

NEW WORK NOTES:

- 1 NEW WALL-MOUNTED WATER CLOSET WITH FLUSH VALVE ASSEMBLY. CONNECT TO EXISTING SANITARY DRAIN & DCW PIPING.
- 2 NEW BARRIER FREE WALL-MOUNTED WATER CLOSET WITH FLUSH VALVE ASSEMBLY. CONNECT TO EXISTING SANITARY DRAIN & DCW PIPING.
- 3 NEW WALL MOUNTED URINAL COMPLETE WITH ACCESSORIES. CONNECT TO EXISTING SANITARY DRAIN & DCW PIPING.
- 4 NEW BARRIER FREE WALL MOUNTED URINAL COMPLETE WITH ACCESSORIES. CONNECT TO EXISTING SANITARY DRAIN & DCW PIPING.
- 5 NEW WASH FOUNTAIN COMPLETE WITH ACCESSORIES. CONNECT TO EXISTING SANITARY DRAIN, DCW & DHW PIPING.
- 6 PROVIDE NEW DCW & DHW PIPING FOR NEW FIXTURES APPROXIMATELY AS SHOWN. CONNECT NEW PIPING TO EXISTING. PROVIDE NEW SHUT-OFF VALVES FOR INDIVIDUAL EQUIPMENT.
- 7 PROVIDE NEW SANITARY PIPING FOR NEW FIXTURES APPROXIMATELY AS SHOWN. PROVIDE ADEQUATE SLOPE FOR ALL SANITARY PIPING. CONNECT TO EXISTING PIPING.
- 8 NEW FLOOR MOUNTED WATER CLOSET WITH FLUSH VALVE ASSEMBLY. CONNECT TO NEW SANITARY DRAIN & DCW PIPING.
- 9 NEW WALL MOUNTED LAVATORY COMPLETE WITH ACCESSORIES. CONNECT TO NEW SANITARY DRAIN, DCW & DHW PIPING.
- 10 NEW BARRIER FREE WALL MOUNTED LAVATORY COMPLETE WITH ACCESSORIES. CONNECT TO NEW SANITARY DRAIN, DCW & DHW PIPING.
- 11 NEW BARRIER FREE FLOOR MOUNTED WATER CLOSET WITH FLUSH VALVE ASSEMBLY. CONNECT TO NEW SANITARY DRAIN & DCW PIPING.

NOTE:

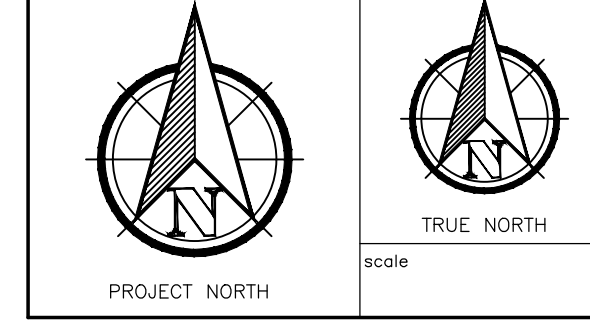
PROVIDE LOCAL ISOLATION VALVE FOR ALL FIXTURES
 PROVIDE NEW CARRIER FOR ALL WALL MOUNTED FIXTURES
 PROVIDE TRAP-PRIMER LINES FOR ALL NEW DRAINS AS REQUIRED BY OBC. PROVIDE VENTING FOR ALL NEW TRAPS AS REQUIRED BY OBC.



NOTE:
 CONTRACTORS SHALL VERIFY AND BE RESPONSIBLE FOR ALL DIMENSIONS AND CONDITIONS ON THE JOB AND THE ENGINEER SHALL BE INFORMED OF ANY VARIATIONS FROM THE DIMENSIONS AND CONDITIONS SHOWN ON THE DRAWINGS. DO NOT SCALE DRAWINGS. SHOP DRAWINGS SHALL BE SUBMITTED TO THE ENGINEER FOR APPROVAL BEFORE PROCEEDING WITH FABRICATION. THIS DRAWING IS THE PROPERTY OF SAB ENGINEERING INC. AND SHALL NOT BE REPRODUCED WITHOUT THEIR PERMISSION AND UNLESS THE REPRODUCTION CARRIES THEIR NAME. ALL INFORMATION SHOWN ON THIS DRAWING IS FOR USE ON THE SPECIFIED PROJECT ONLY AND SHALL NOT BE USED OTHERWISE WITHOUT WRITTEN PERMISSION OF SAB ENGINEERING INC.

03	ISSUED FOR TENDER	APR/11/24
02	ISSUED FOR PERMIT	JAN/09/24
01	ISSUED FOR COORDINATION	NOV/28/23

No.	REVISIONS	date



drawn by: E.T.
 last worked on by: []
 checked by: O.S.
 print date: 2024.03.20

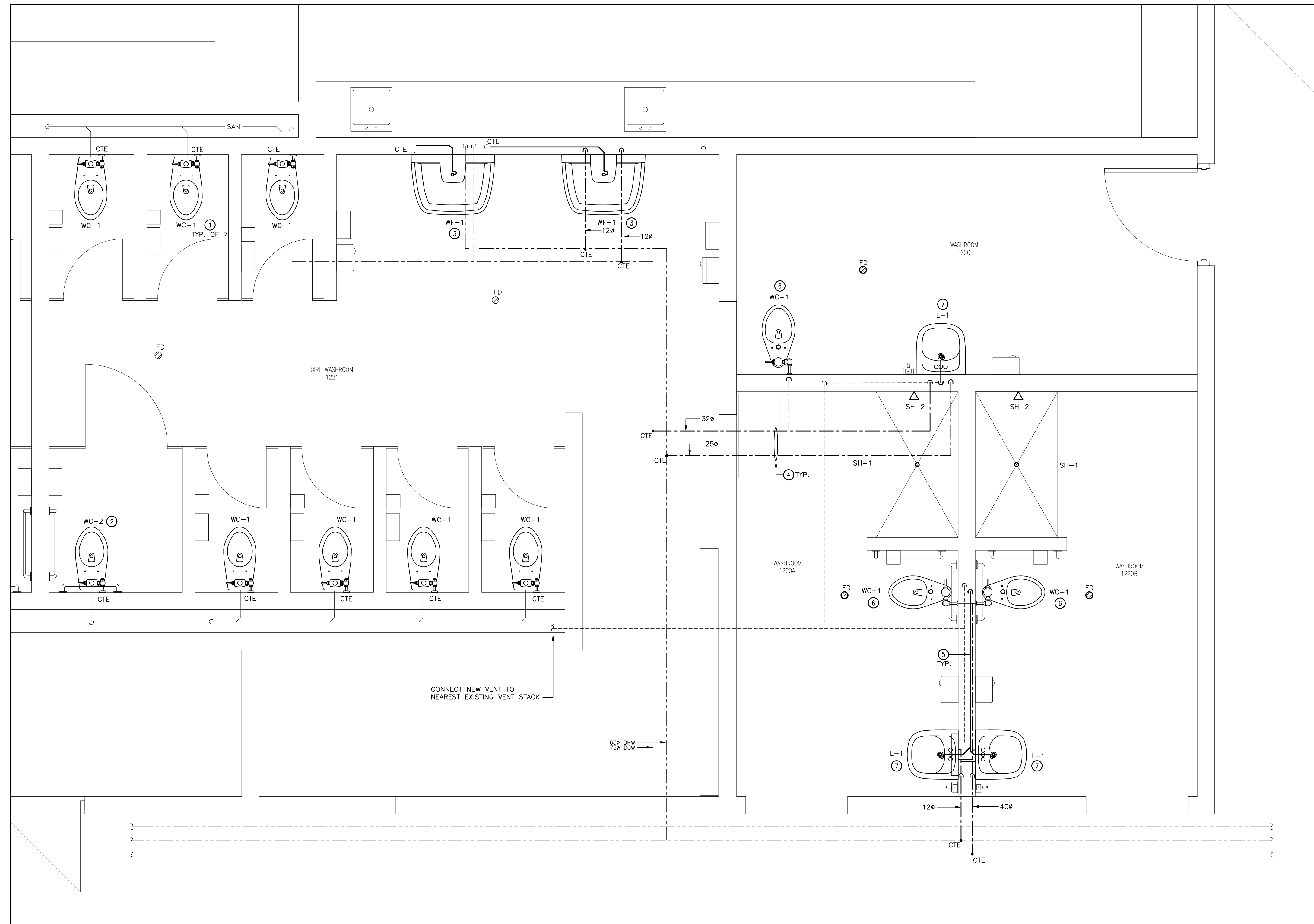
SAB ENGINEERING Inc.
 588 EDWARD AVE., UNIT 25, RICHMOND HILL, ONT., L4C 9Y6
 TEL (905) 787 8885 FAX (905) 787 8771

client
HAMILTON-WENTWORTH DISTRICT SCHOOL BOARD
 20 EDUCATION COURT HAMILTON ONTARIO
 project
WASHROOM & CHANGEROOM RENOVATIONS AT WATERDOWN SECONDARY SCHOOL
 215 PARKSIDE DRIVE WATERDOWN ONTARIO

drawing title
WASHROOMS 1223, 1224, 1224A, & 1224B - PLUMBING - NEW WORK

project no.	client reference number
23-075	

sheet no.
M - 2403



WASHROOM 1221, 1220, 1220A & 1220B - PLUMBING - NEW WORK
SCALE: 1:25

- NEW WORK NOTES:**
- NEW WALL-MOUNTED WATER CLOSET WITH FLUSH VALVE ASSEMBLY. CONNECT TO EXISTING SANITARY DRAIN & DCW PIPING.
 - NEW BARRIER FREE WALL-MOUNTED WATER CLOSET WITH FLUSH VALVE ASSEMBLY. CONNECT TO EXISTING SANITARY DRAIN & DCW PIPING.
 - NEW WASH FOUNTAIN COMPLETE WITH ACCESSORIES. CONNECT TO EXISTING SANITARY DRAIN, DCW & DHW PIPING.
 - PROVIDE NEW DCW & DHW PIPING FOR NEW FIXTURES APPROXIMATELY AS SHOWN. CONNECT NEW PIPING TO EXISTING. PROVIDE NEW SHUT-OFF VALVES FOR INDIVIDUAL EQUIPMENT.
 - PROVIDE NEW SANITARY PIPING FOR NEW FIXTURES APPROXIMATELY AS SHOWN. PROVIDE ADEQUATE SLOPE FOR ALL SANITARY PIPING. CONNECT TO EXISTING PIPING.
 - NEW FLOOR MOUNTED WATER CLOSET WITH FLUSH VALVE ASSEMBLY. CONNECT TO NEW SANITARY DRAIN & DCW PIPING.
 - NEW WALL MOUNTED LAVATORY COMPLETE WITH ACCESSORIES. CONNECT TO NEW SANITARY DRAIN, DCW & DHW PIPING.

NOTE:

PROVIDE LOCAL ISOLATION VALVE FOR ALL FIXTURES

PROVIDE NEW CARRIER FOR ALL WALL MOUNTED FIXTURES

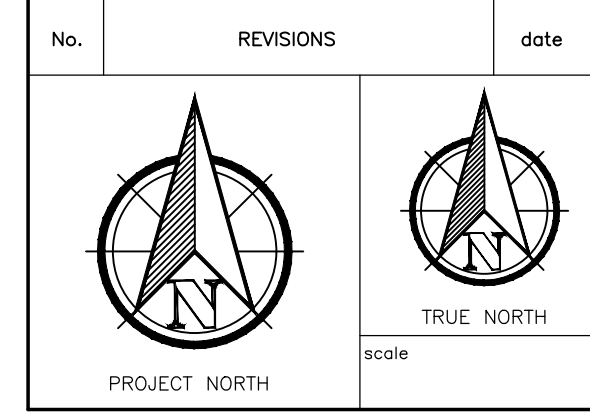
PROVIDE TRAP-PRIMER LINES FOR ALL NEW DRAINS AS REQUIRED BY OBC. PROVIDE VENTING FOR ALL NEW TRAPS AS REQUIRED BY OBC.



NOTE:

CONTRACTORS SHALL VERIFY AND BE RESPONSIBLE FOR ALL DIMENSIONS AND CONDITIONS ON THE JOB AND THE ENGINEER SHALL BE INFORMED OF ANY VARIATIONS FROM THE DIMENSIONS AND CONDITIONS SHOWN ON THE DRAWINGS. DO NOT SCALE DRAWINGS. SHOP DRAWINGS SHALL BE SUBMITTED TO THE ENGINEER FOR APPROVAL BEFORE PROCEEDING WITH FABRICATION. THIS DRAWING IS THE PROPERTY OF SAB ENGINEERING INC. AND SHALL NOT BE REPRODUCED WITHOUT THEIR PERMISSION AND UNLESS THE REPRODUCTION CARRIES THEIR NAME. ALL INFORMATION SHOWN ON THIS DRAWING IS FOR USE ON THE SPECIFIED PROJECT ONLY AND SHALL NOT BE USED OTHERWISE WITHOUT WRITTEN PERMISSION OF SAB ENGINEERING INC.

03	ISSUED FOR TENDER	APR/11/24
02	ISSUED FOR PERMIT	JAN/09/24
01	ISSUED FOR COORDINATION	NOV/28/23



LICENSED PROFESSIONAL ENGINEER

APRIL, 2024

D. STRASHEIN

10058851

PROVINCE OF ONTARIO

drawn
E.T.

last worked on by

checked
O.S.

print date
2024.03.20

SAB ENGINEERING Inc.

588 EDWARD AVE., UNIT 25, RICHMOND HILL, ONT., L4C 9Y6
TEL (905) 787 8885 FAX (905) 787 8771

client
HAMILTON-WENTWORTH DISTRICT SCHOOL BOARD
20 EDUCATION COURT HAMILTON ONTARIO

project
WASHROOM & CHANGEROOM RENOVATIONS AT WATERDOWN SECONDARY SCHOOL
215 PARKSIDE DRIVE WATERDOWN ONTARIO

drawing title
WASHROOMS 1221, 1220, 1220A, & 1220B - PLUMBING - NEW WORK

reference	
project no. 23-075	client reference number
sheet no.	

M - 2503

NEW WORK NOTES:

PROVIDE NEW GRILLES/DIFFUSERS IN NEW DRYWALL CEILING APPROXIMATELY AS SHOWN. EXACT LOCATION TO BE DETERMINED ON SITE.

RE-CONNECT NEW TERMINAL EQUIPMENT BACK TO EXISTING DUCTWORK TO MATCH EXISTING CONDITIONS. EXTEND DUCTWORK AS REQUIRED TO COMPLETE THE INSTALLATION.

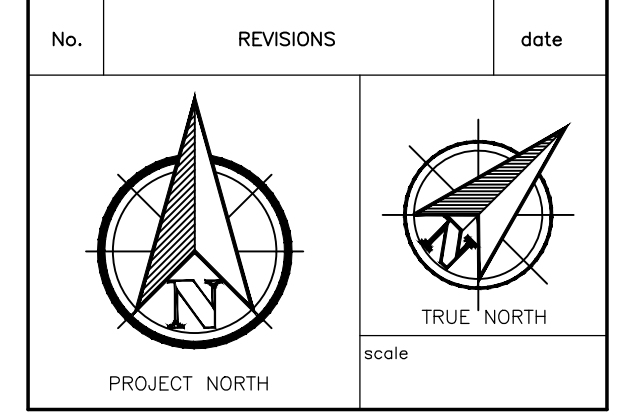
PROVIDE NEW SPRINKLER HEADS IN NEW CEILING APPROXIMATELY AS SHOWN. RE-CONNECT TO EXISTING SPRINKLER PIPING. EXTEND EXISTING PIPING AS REQUIRED. PROVIDE VERIFICATION UPON COMPLETION.


PROVIDE ACCESS DOORS IN NEW DRYWALL CEILING AS REQUIRED. COORDINATE WITH ELECTRICAL CONTRACTOR.

CONTRACTOR TO PROVIDE NEW WALL-MOUNTED HAND DRYERS APPROXIMATELY AS SHOWN. NEW HAND DRYERS TO BE BOARD STANDARD SLIM® SURFACE MOUNTED ADA COMPLIANT MANUFACTURED BY WORLD DRYER. NEW DRYERS TO HAVE A POLISHED STAINLESS STEEL FINISH AND SHALL BE UNIVERSAL VOLTAGE TYPE. DRYERS TO BE POWERED BY ELECTRICAL CONTRACTOR. REFER TO ELECTRICAL DRAWINGS.

NOTE:
 CONTRACTORS SHALL VERIFY AND BE RESPONSIBLE FOR ALL DIMENSIONS AND CONDITIONS ON THE JOB AND THE ENGINEER SHALL BE INFORMED OF ANY VARIATIONS FROM THE DIMENSIONS AND CONDITIONS SHOWN ON THE DRAWINGS. DO NOT SCALE DRAWINGS. SHOP DRAWINGS SHALL BE SUBMITTED TO THE ENGINEER FOR APPROVAL BEFORE PROCEEDING WITH FABRICATION. THIS DRAWING IS THE PROPERTY OF SAB ENGINEERING INC. AND SHALL NOT BE REPRODUCED WITHOUT THEIR PERMISSION AND UNLESS THE REPRODUCTION CARRIES THEIR NAME. ALL INFORMATION SHOWN ON THIS DRAWING IS FOR USE ON THE SPECIFIED PROJECT ONLY AND SHALL NOT BE USED OTHERWISE WITHOUT WRITTEN PERMISSION OF SAB ENGINEERING INC.

03	ISSUED FOR TENDER	APR/11/24
02	ISSUED FOR PERMIT	JAN/09/24
01	ISSUED FOR COORDINATION	NOV/28/23



	drawn	E.T.
	last worked on by	
	checked	O.S.
	print date	2024.03.20

SAB ENGINEERING Inc.
 588 EDWARD AVE., UNIT 25, RICHMOND HILL, ONT., L4C 9Y6
 TEL (905) 787 8885 FAX (905) 787 8771

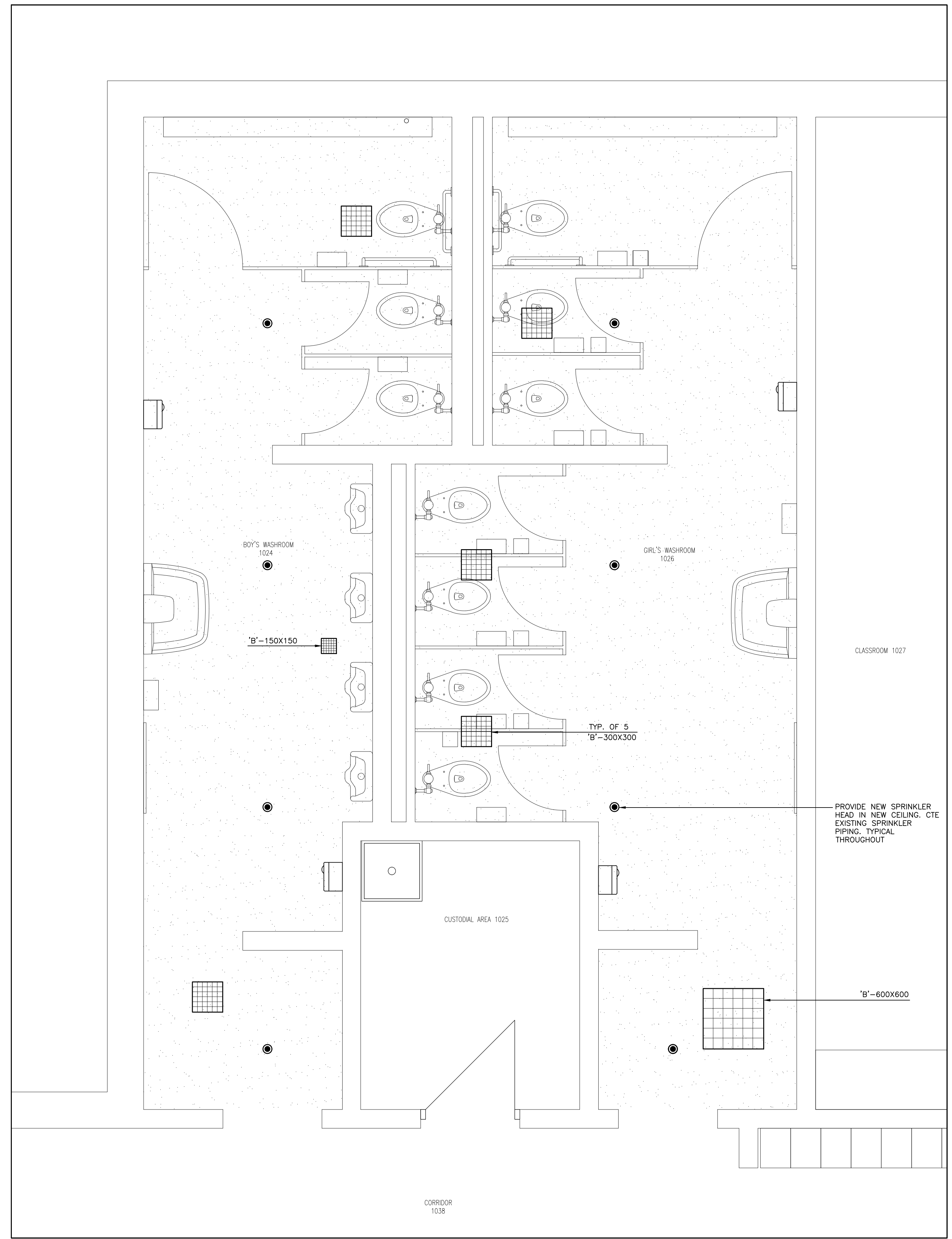
client
HAMILTON-WENTWORTH DISTRICT SCHOOL BOARD
 20 EDUCATION COURT HAMILTON ONTARIO

project
WASHROOM & CHANGEROOM RENOVATIONS AT WATERDOWN SECONDARY SCHOOL
 215 PARKSIDE DRIVE WATERDOWN ONTARIO

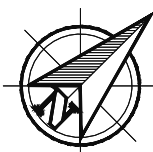
drawing title
WASHROOMS 1024 & 1026 - HVAC - NEW WORK

reference	
project no.	client reference number
23-075	
sheet no.	

M - 2603



WASHROOM 1024 & 1026 - HVAC - NEW WORK
 SCALE: 1:25



NEW WORK NOTES:

PROVIDE NEW GRILLES/DIFFUSERS IN NEW DRYWALL CEILING APPROXIMATELY AS SHOWN. EXACT LOCATION TO BE DETERMINED ON SITE.

RE-CONNECT NEW TERMINAL EQUIPMENT BACK TO EXISTING DUCTWORK TO MATCH EXISTING CONDITIONS. EXTEND DUCTWORK AS REQUIRED TO COMPLETE THE INSTALLATION.

PROVIDE NEW SPRINKLER HEADS IN NEW CEILING APPROXIMATELY AS SHOWN. RE-CONNECT TO EXISTING SPRINKLER PIPING. EXTEND EXISTING PIPING AS REQUIRED. PROVIDE VERIFICATION UPON COMPLETION.

PROVIDE ACCESS DOORS IN NEW DRYWALL CEILING AS REQUIRED. COORDINATE WITH ELECTRICAL CONTRACTOR.

CONTRACTOR TO PROVIDE NEW WALL-MOUNTED HAND DRYERS APPROXIMATELY AS SHOWN. NEW HAND DRYERS TO BE BOARD STANDARD SLIM® SURFACE MOUNTED ADA COMPLIANT MANUFACTURED BY WORLD DRYER. NEW DRYERS TO HAVE A POLISHED STAINLESS STEEL FINISH AND SHALL BE UNIVERSAL VOLTAGE TYPE. DRYERS TO BE POWERED BY ELECTRICAL CONTRACTOR. REFER TO ELECTRICAL DRAWINGS.


HWDSB

NOTE:

CONTRACTORS SHALL VERIFY AND BE RESPONSIBLE FOR ALL DIMENSIONS AND CONDITIONS ON THE JOB AND THE ENGINEER SHALL BE INFORMED OF ANY VARIATIONS FROM THE DIMENSIONS AND CONDITIONS SHOWN ON THE DRAWINGS. DO NOT SCALE DRAWINGS. SHOP DRAWINGS SHALL BE SUBMITTED TO THE ENGINEER FOR APPROVAL BEFORE PROCEEDING WITH FABRICATION. THIS DRAWING IS THE PROPERTY OF SAB ENGINEERING INC. AND SHALL NOT BE REPRODUCED WITHOUT THEIR PERMISSION AND UNLESS THE REPRODUCTION CARRIES THEIR NAME. ALL INFORMATION SHOWN ON THIS DRAWING IS FOR USE ON THE SPECIFIED PROJECT ONLY AND SHALL NOT BE USED OTHERWISE WITHOUT WRITTEN PERMISSION OF SAB ENGINEERING INC.

03	ISSUED FOR TENDER	APR/11/24
02	ISSUED FOR PERMIT	JAN/09/24
01	ISSUED FOR COORDINATION	NOV/28/23

No.	REVISIONS	date
-----	-----------	------



	drawn	E.T.
	last worked on by	
	checked	O.S.
	print date	2024.03.20

SAB ENGINEERING Inc.
 588 EDWARD AVE., UNIT 25, RICHMOND HILL, ONT., L4C 9Y6
 TEL (905) 787 8885 FAX (905) 787 8771

client
HAMILTON-WENTWORTH DISTRICT SCHOOL BOARD
 20 EDUCATION COURT HAMILTON ONTARIO

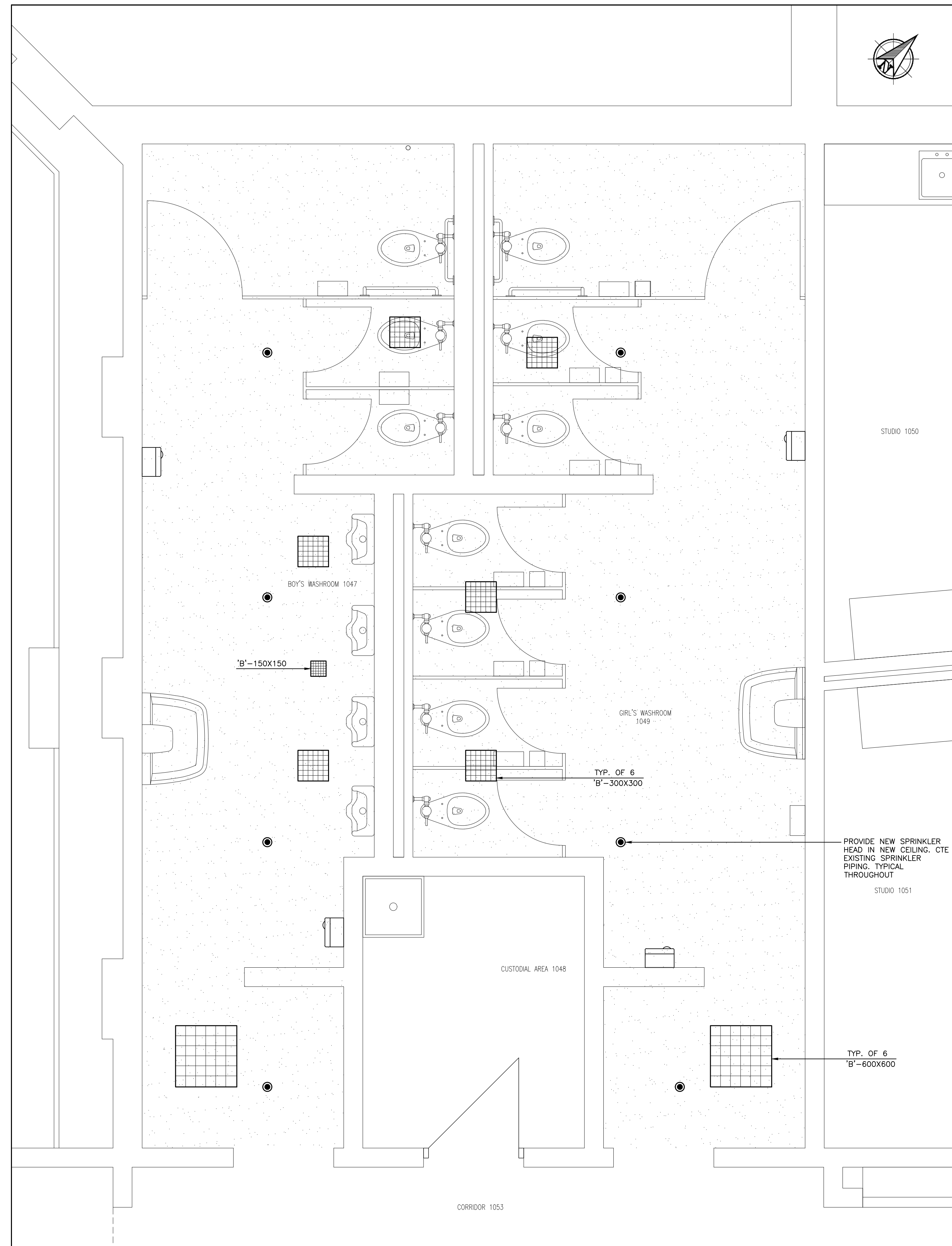
project
WASHROOM & CHANGEROOM RENOVATIONS AT WATERDOWN SECONDARY SCHOOL
 215 PARKSIDE DRIVE WATERDOWN ONTARIO

drawing title
WASHROOMS 1047 & 1049 - HVAC - NEW WORK

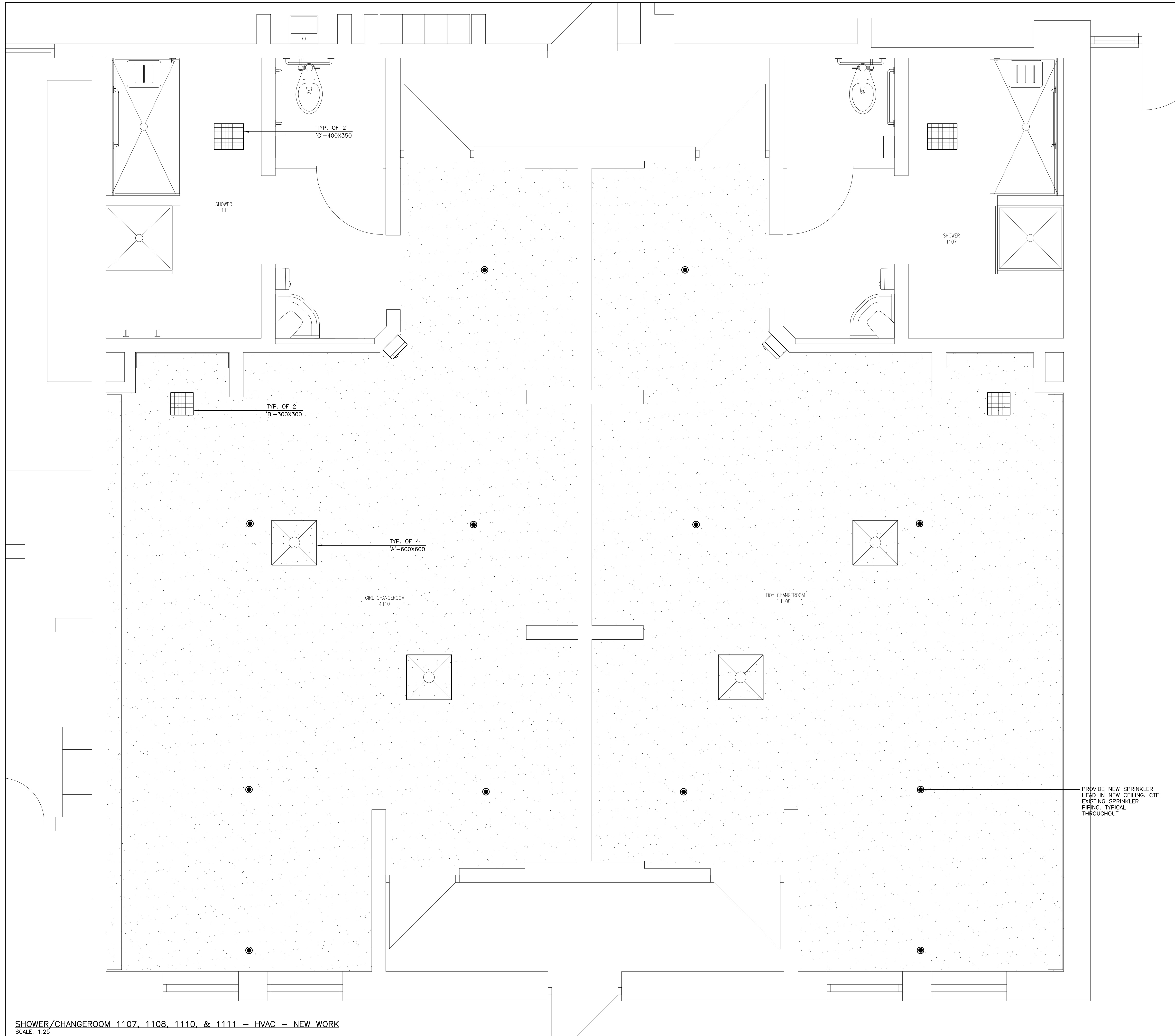
reference

project no.	client reference number
23-075	

sheet no.
M - 2703



WASHROOM 1047 & 1049 - HVAC - NEW WORK
SCALE: 1:25



NEW WORK NOTES:

PROVIDE NEW GRILLES/DIFFUSERS IN NEW DRYWALL CEILING APPROXIMATELY AS SHOWN. EXACT LOCATION TO BE DETERMINED ON SITE.

RE-CONNECT NEW TERMINAL EQUIPMENT BACK TO EXISTING DUCTWORK TO MATCH EXISTING CONDITIONS. EXTEND DUCTWORK AS REQUIRED TO COMPLETE THE INSTALLATION.

PROVIDE NEW SPRINKLER HEADS IN NEW CEILING APPROXIMATELY AS SHOWN. RE-CONNECT TO EXISTING SPRINKLER PIPING. EXTEND EXISTING PIPING AS REQUIRED. PROVIDE VERIFICATION UPON COMPLETION.

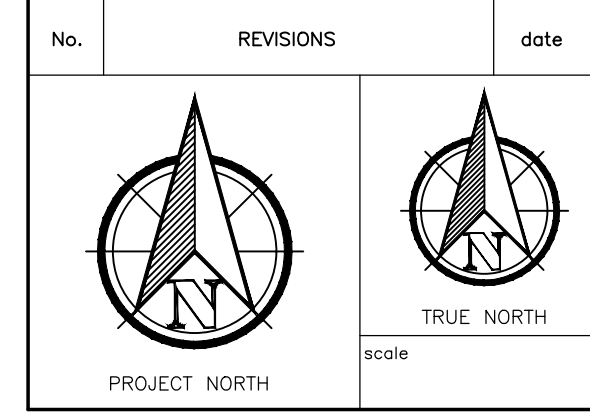
PROVIDE ACCESS DOORS IN NEW DRYWALL CEILING AS REQUIRED. COORDINATE WITH ELECTRICAL CONTRACTOR.

CONTRACTOR TO PROVIDE NEW WALL-MOUNTED HAND DRYERS APPROXIMATELY AS SHOWN. NEW HAND DRYERS TO BE BOARD STANDARD SLIM® SURFACE MOUNTED ADA COMPLIANT MANUFACTURED BY WORLD DRYER. NEW DRYERS TO HAVE A POLISHED STAINLESS STEEL FINISH AND SHALL BE UNIVERSAL VOLTAGE TYPE. DRYERS TO BE POWERED BY ELECTRICAL CONTRACTOR. REFER TO ELECTRICAL DRAWINGS.



NOTE:
 CONTRACTORS SHALL VERIFY AND BE RESPONSIBLE FOR ALL DIMENSIONS AND CONDITIONS ON THE JOB AND THE ENGINEER SHALL BE INFORMED OF ANY VARIATIONS FROM THE DIMENSIONS AND CONDITIONS SHOWN ON THE DRAWINGS. DO NOT SCALE DRAWINGS. SHOP DRAWINGS SHALL BE SUBMITTED TO THE ENGINEER FOR APPROVAL BEFORE PROCEEDING WITH FABRICATION. THIS DRAWING IS THE PROPERTY OF SAB ENGINEERING INC. AND SHALL NOT BE REPRODUCED WITHOUT THEIR PERMISSION AND UNLESS THE REPRODUCTION CARRIES THEIR NAME. ALL INFORMATION SHOWN ON THIS DRAWING IS FOR USE ON THE SPECIFIED PROJECT ONLY AND SHALL NOT BE USED OTHERWISE WITHOUT WRITTEN PERMISSION OF SAB ENGINEERING INC.

03	ISSUED FOR TENDER	APR/11/24
02	ISSUED FOR PERMIT	JAN/09/24
01	ISSUED FOR COORDINATION	NOV/28/23



LICENSED PROFESSIONAL ENGINEER

APRIL, 2024

D. STRASHEIN

100588851

PROVINCE OF ONTARIO

drawn
E.T.

last worked on by

checked
O.S.

print date
2024.03.20

SAB ENGINEERING Inc.

588 EDWARD AVE., UNIT 25, RICHMOND HILL, ONT. L4C 9Y6
 TEL (905) 787 8885 FAX (905) 787 8771

client
HAMILTON-WENTWORTH DISTRICT SCHOOL BOARD
 20 EDUCATION COURT HAMILTON ONTARIO

project
WASHROOM & CHANGEROOM RENOVATIONS AT WATERDOWN SECONDARY SCHOOL
 215 PARKSIDE DRIVE WATERDOWN ONTARIO

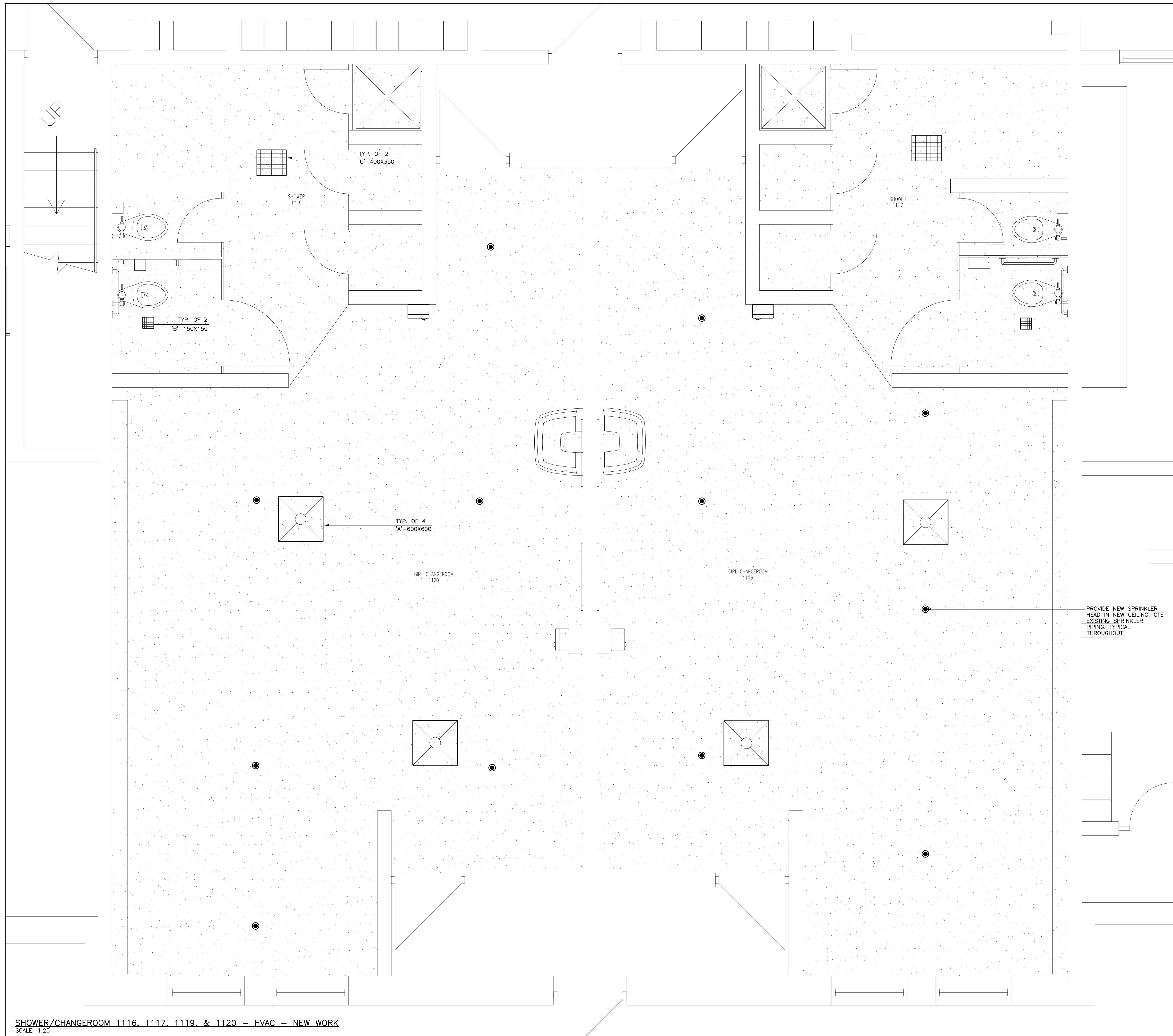
drawing title
CHANGEROOMS 1107, 1108, 1110, & 1111 - HVAC - NEW WORK

project no. 23-075	client reference number
-----------------------	-------------------------

sheet no.
M - 2803

SHOWER/CHANGEROOM 1107, 1108, 1110, & 1111 - HVAC - NEW WORK
 SCALE: 1:25

PROVIDE NEW SPRINKLER HEAD IN NEW CEILING. CTE EXISTING SPRINKLER PIPING. TYPICAL THROUGHOUT



NEW WORK NOTES:

PROVIDE NEW GRILLES/DIFFUSERS IN NEW DRYWALL CEILING APPROXIMATELY AS SHOWN. EXACT LOCATION TO BE DETERMINED ON SITE.

RE-CONNECT NEW TERMINAL EQUIPMENT BACK TO EXISTING DUCTWORK TO MATCH EXISTING CONDITIONS. EXTEND DUCTWORK AS REQUIRED TO COMPLETE THE INSTALLATION.

PROVIDE NEW SPRINKLER HEADS IN NEW CEILING APPROXIMATELY AS SHOWN. RE-CONNECT TO EXISTING SPRINKLER PIPING. EXTEND EXISTING PIPING AS REQUIRED. PROVIDE VERIFICATION UPON COMPLETION.

PROVIDE ACCESS DOORS IN NEW DRYWALL CEILING AS REQUIRED. COORDINATE WITH ELECTRICAL CONTRACTOR.

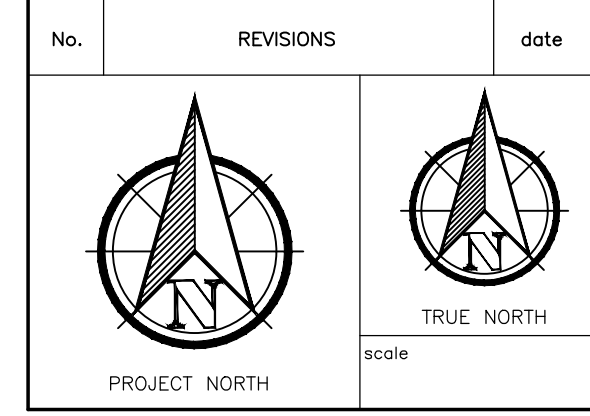
CONTRACTOR TO PROVIDE NEW WALL-MOUNTED HAND DRYERS APPROXIMATELY AS SHOWN. NEW HAND DRYERS TO BE BOARD STANDARD SLIM® SURFACE MOUNTED ADA COMPLIANT MANUFACTURED BY WORLD DRYER. NEW DRYERS TO HAVE A POLISHED STAINLESS STEEL FINISH AND SHALL BE UNIVERSAL VOLTAGE TYPE. DRYERS TO BE POWERED BY ELECTRICAL CONTRACTOR. REFER TO ELECTRICAL DRAWINGS.



NOTE:

CONTRACTORS SHALL VERIFY AND BE RESPONSIBLE FOR ALL DIMENSIONS AND CONDITIONS ON THE JOB AND THE ENGINEER SHALL BE INFORMED OF ANY VARIATIONS FROM THE DIMENSIONS AND CONDITIONS SHOWN ON THE DRAWINGS. DO NOT SCALE DRAWINGS. SHOP DRAWINGS SHALL BE SUBMITTED TO THE ENGINEER FOR APPROVAL BEFORE PROCEEDING WITH FABRICATION. THIS DRAWING IS THE PROPERTY OF SAB ENGINEERING INC. AND SHALL NOT BE REPRODUCED WITHOUT THEIR PERMISSION AND UNLESS THE REPRODUCTION CARRIES THEIR NAME. ALL INFORMATION SHOWN ON THIS DRAWING IS FOR USE ON THE SPECIFIED PROJECT ONLY AND SHALL NOT BE USED OTHERWISE WITHOUT WRITTEN PERMISSION OF SAB ENGINEERING INC.

03	ISSUED FOR TENDER	APR/11/24
02	ISSUED FOR PERMIT	JAN/09/24
01	ISSUED FOR COORDINATION	NOV/28/23



LICENSED PROFESSIONAL ENGINEER

APRIL, 2024

D. STRASHEIN

100588851

PROVINCE OF ONTARIO

drawn
E.T.

last worked on by

checked
O.S.

print date
2024.03.20

SAB ENGINEERING Inc.

588 EDWARD AVE., UNIT 25, RICHMOND HILL, ONT. L4C 9Y6
TEL (905) 787 8885 FAX (905) 787 8771

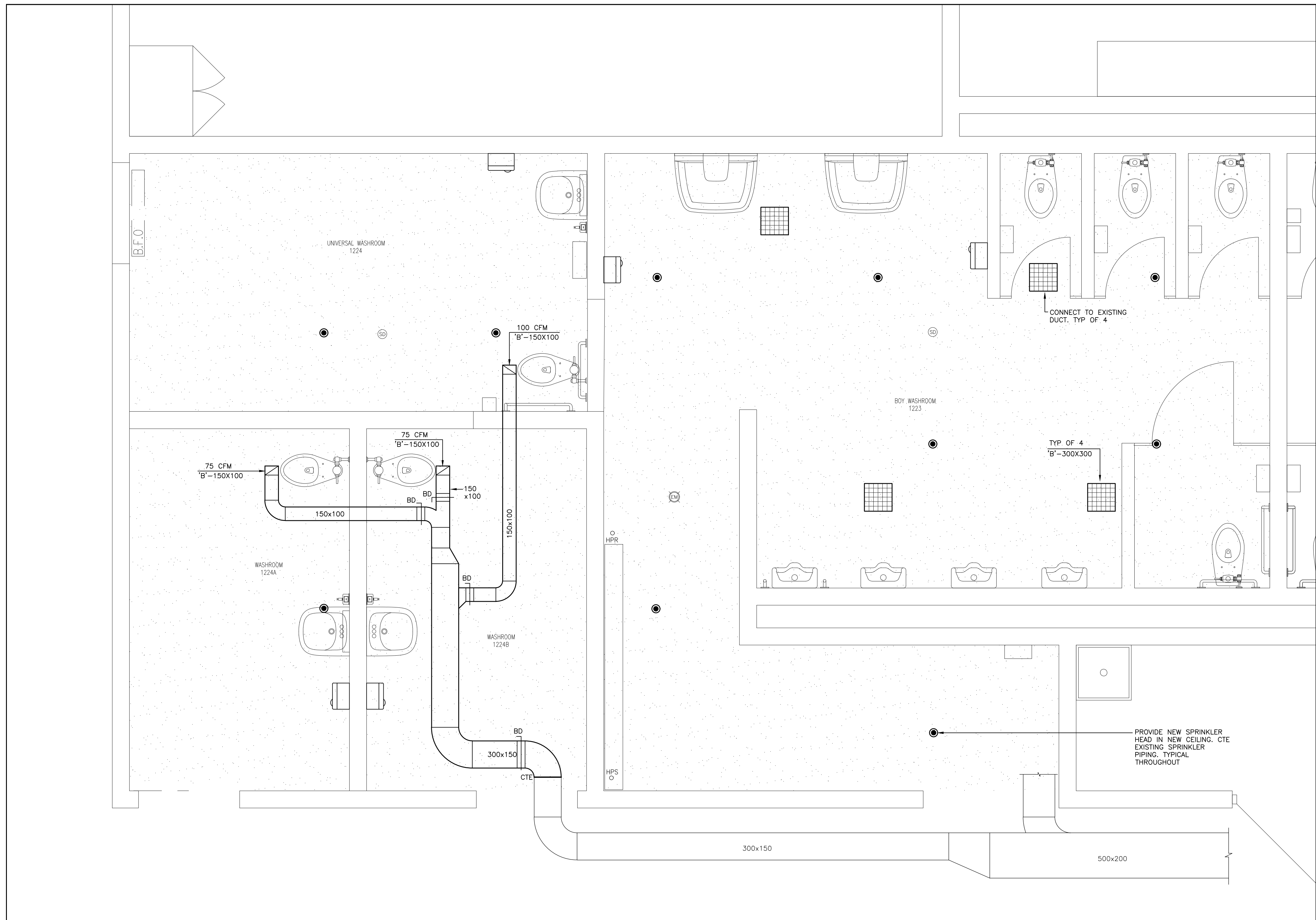
client
HAMILTON-WENTWORTH DISTRICT SCHOOL BOARD
20 EDUCATION COURT
HAMILTON ONTARIO

project
WASHROOM & CHANGEROOM RENOVATIONS AT WATERDOWN SECONDARY SCHOOL
215 PARKSIDE DRIVE
WATERDOWN ONTARIO

drawing title
CHANGEROOMS 1116, 1117, 1119, & 1120 - HVAC - NEW WORK

SHOWER/CHANGEROOM 1116, 1117, 1119, & 1120 - HVAC - NEW WORK
SCALE: 1:25

reference	
project no. 23-075	client reference number
sheet no.	
M - 2903	



WASHROOM 1223, 1224, 1224A & 1224B - HVAC - NEW WORK
SCALE: 1:25

NEW WORK NOTES:

PROVIDE NEW GRILLES/DIFFUSERS IN NEW DRYWALL CEILING APPROXIMATELY AS SHOWN. EXACT LOCATION TO BE DETERMINED ON SITE.

RE-CONNECT NEW TERMINAL EQUIPMENT BACK TO EXISTING DUCTWORK TO MATCH EXISTING CONDITIONS. EXTEND DUCTWORK AS REQUIRED TO COMPLETE THE INSTALLATION.

PROVIDE NEW SPRINKLER HEADS IN NEW CEILING APPROXIMATELY AS SHOWN. RE-CONNECT TO EXISTING SPRINKLER PIPING. EXTEND EXISTING PIPING AS REQUIRED. PROVIDE VERIFICATION UPON COMPLETION.

PROVIDE ACCESS DOORS IN NEW DRYWALL CEILING AS REQUIRED. COORDINATE WITH ELECTRICAL CONTRACTOR.

PROVIDE NEW DUCTWORK TO SERVE NEW WASHROOM AREAS APPROXIMATELY AS SHOWN. CONTRACTOR TO VERIFY EXACT DUCT ROUTING ON SITE. PROVIDE ADEQUATE SUPPORT FOR NEW DUCTWORK. ALLOW FOR ADDITIONAL OFFSETS/TRANSITIONS AS REQUIRED.

COORDINATE INSTALLATION OF NEW DUCTWORK WITH EXISTING SERVICES IN THE CEILING SPACE.

PROVIDE BALANCING DAMPERS FOR NEW DUCTWORK BRANCHES.

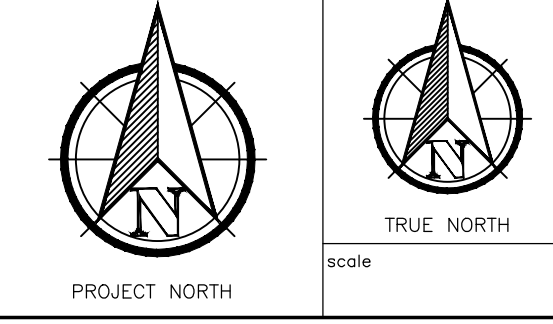
CONTRACTOR TO PROVIDE NEW WALL-MOUNTED HAND DRYERS APPROXIMATELY AS SHOWN. NEW HAND DRYERS TO BE BOARD STANDARD SLIM&H SURFACE MOUNTED ADA COMPLIANT MANUFACTURED BY WORLD DRYER. NEW DRYERS TO HAVE A POLISHED STAINLESS STEEL FINISH AND SHALL BE UNIVERSAL VOLTAGE TYPE. DRYERS TO BE POWERED BY ELECTRICAL CONTRACTOR. REFER TO ELECTRICAL DRAWINGS.



NOTE:
CONTRACTORS SHALL VERIFY AND BE RESPONSIBLE FOR ALL DIMENSIONS AND CONDITIONS ON THE JOB AND THE ENGINEER SHALL BE INFORMED OF ANY VARIATIONS FROM THE DIMENSIONS AND CONDITIONS SHOWN ON THE DRAWINGS. DO NOT SCALE DRAWINGS. SHOP DRAWINGS SHALL BE SUBMITTED TO THE ENGINEER FOR APPROVAL BEFORE PROCEEDING WITH FABRICATION. THIS DRAWING IS THE PROPERTY OF SAB ENGINEERING INC. AND SHALL NOT BE REPRODUCED WITHOUT THEIR PERMISSION AND UNLESS THE REPRODUCTION CARRIES THEIR NAME. ALL INFORMATION SHOWN ON THIS DRAWING IS FOR USE ON THE SPECIFIED PROJECT ONLY AND SHALL NOT BE USED OTHERWISE WITHOUT WRITTEN PERMISSION OF SAB ENGINEERING INC.

03	ISSUED FOR TENDER	APR/11/24
02	ISSUED FOR PERMIT	JAN/09/24
01	ISSUED FOR COORDINATION	NOV/28/23

No.	REVISIONS	date



drawn by: E.T.
last worked on by: [blank]
checked by: O.S.
print date: 2024.03.20



SAB ENGINEERING Inc.
588 EDWARD AVE., UNIT 25, RICHMOND HILL, ONT., L4C 9Y6
TEL (905) 787 8885 FAX (905) 787 8771

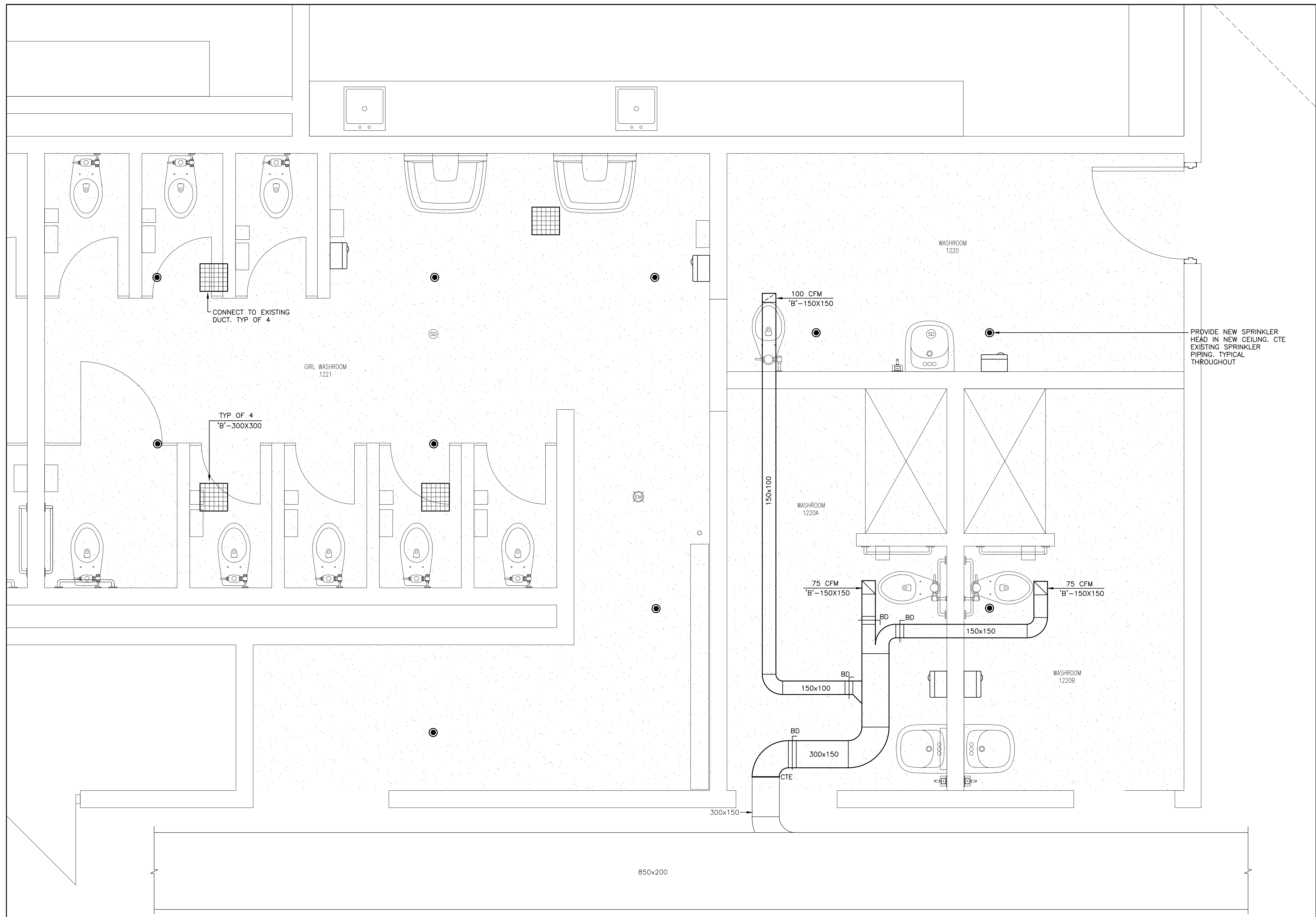
client
HAMILTON-WENTWORTH DISTRICT SCHOOL BOARD
20 EDUCATION COURT
HAMILTON ONTARIO

project
WASHROOM & CHANGEROOM RENOVATIONS AT WATERDOWN SECONDARY SCHOOL
215 PARKSIDE DRIVE
WATERDOWN ONTARIO

drawing title
WASHROOMS 1223, 1224, 1224A, & 1224B - HVAC - NEW WORK

project no.	client reference number
23-075	
sheet no.	

M - 3003



WASHROOM 1221, 1220, 1220A & 1220B - HVAC - NEW WORK
SCALE: 1:25

NEW WORK NOTES:

PROVIDE NEW GRILLES/DIFFUSERS IN NEW DRYWALL CEILING APPROXIMATELY AS SHOWN. EXACT LOCATION TO BE DETERMINED ON SITE.

RE-CONNECT NEW TERMINAL EQUIPMENT BACK TO EXISTING DUCTWORK TO MATCH EXISTING CONDITIONS. EXTEND DUCTWORK AS REQUIRED TO COMPLETE THE INSTALLATION.

PROVIDE NEW SPRINKLER HEADS IN NEW CEILING APPROXIMATELY AS SHOWN. RE-CONNECT TO EXISTING SPRINKLER PIPING. EXTEND EXISTING PIPING AS REQUIRED. PROVIDE VERIFICATION UPON COMPLETION.

PROVIDE ACCESS DOORS IN NEW DRYWALL CEILING AS REQUIRED. COORDINATE WITH ELECTRICAL CONTRACTOR.

PROVIDE NEW DUCTWORK TO SERVE NEW WASHROOM AREAS APPROXIMATELY AS SHOWN. CONTRACTOR TO VERIFY EXACT DUCT ROUTING ON SITE. PROVIDE ADEQUATE SUPPORT FOR NEW DUCTWORK. ALLOW FOR ADDITIONAL OFFSETS/TRANSITIONS AS REQUIRED.

COORDINATE INSTALLATION OF NEW DUCTWORK WITH EXISTING SERVICES IN THE CEILING SPACE.

PROVIDE BALANCING DAMPERS FOR NEW DUCTWORK BRANCHES.

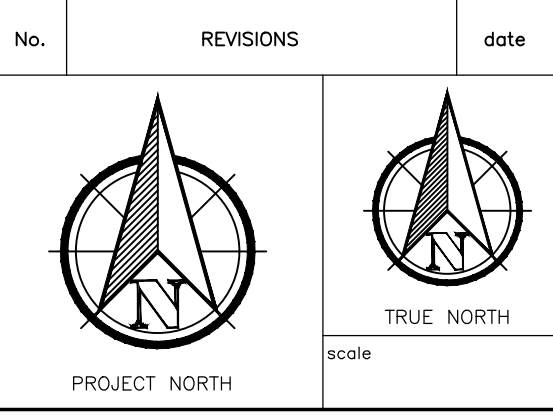
CONTRACTOR TO PROVIDE NEW WALL-MOUNTED HAND DRYERS APPROXIMATELY AS SHOWN. NEW HAND DRYERS TO BE BOARD STANDARD SLIM&H SURFACE MOUNTED ADA COMPLIANT MANUFACTURED BY WORLD DRYER. NEW DRYERS TO HAVE A POLISHED STAINLESS STEEL FINISH AND SHALL BE UNIVERSAL VOLTAGE TYPE. DRYERS TO BE POWERED BY ELECTRICAL CONTRACTOR. REFER TO ELECTRICAL DRAWINGS.

PROVIDE NEW SPRINKLER HEAD IN NEW CEILING. CTE EXISTING SPRINKLER PIPING. TYPICAL THROUGHOUT



NOTE:
CONTRACTORS SHALL VERIFY AND BE RESPONSIBLE FOR ALL DIMENSIONS AND CONDITIONS ON THE JOB AND THE ENGINEER SHALL BE INFORMED OF ANY VARIATIONS FROM THE DIMENSIONS AND CONDITIONS SHOWN ON THE DRAWINGS. DO NOT SCALE DRAWINGS. SHOP DRAWINGS SHALL BE SUBMITTED TO THE ENGINEER FOR APPROVAL BEFORE PROCEEDING WITH FABRICATION. THIS DRAWING IS THE PROPERTY OF SAB ENGINEERING INC. AND SHALL NOT BE REPRODUCED WITHOUT THEIR PERMISSION AND UNLESS THE REPRODUCTION CARRIES THEIR NAME. ALL INFORMATION SHOWN ON THIS DRAWING IS FOR USE ON THE SPECIFIED PROJECT ONLY AND SHALL NOT BE USED OTHERWISE WITHOUT WRITTEN PERMISSION OF SAB ENGINEERING INC.

03	ISSUED FOR TENDER	APR/11/24
02	ISSUED FOR PERMIT	JAN/09/24
01	ISSUED FOR COORDINATION	NOV/28/23




LICENSED PROFESSIONAL ENGINEER
APRIL, 2024
O. STRASHEIN
100568851
PROVINCE OF ONTARIO

drawn
E.T.

last worked on by

checked
O.S.

print date
2024.03.20



588 EDWARD AVE., UNIT 25, RICHMOND HILL, ONT. L4C 9Y6
TEL (905) 787 8885 FAX (905) 787 8771

client
HAMILTON-WENTWORTH DISTRICT SCHOOL BOARD
20 EDUCATION COURT
HAMILTON ONTARIO

project
WASHROOM & CHANGEROOM RENOVATIONS AT WATERDOWN SECONDARY SCHOOL
215 PARKSIDE DRIVE
WATERDOWN ONTARIO

drawing title
WASHROOMS 1221, 1220, 1220A, & 1220B - HVAC - NEW WORK

project no. 23-075	client reference number
sheet no.	

M - 3 1 0 3

ELECTRICAL GENERAL NOTES

GENERAL
 EXAMINE ARCHITECTURAL, STRUCTURAL AND MECHANICAL CONDITIONS AND AVAILABLE DRAWINGS BEFORE PROCEEDING WITH THE WORK. ANY DISCREPANCIES BETWEEN DRAWINGS AND/OR SPECIFICATIONS MUST BE REFERRED TO THE PRIME CONSULTANT BEFORE ANY AFFECTED WORK IS COMMENCED.
 ALL MATERIALS USED THROUGHOUT SHALL BE NEW, OF BEST QUALITY CSA APPROVED AND OF ONE MANUFACTURER.
 OBTAIN AND PAY FOR APPROVALS AND PERMITS FROM AUTHORITIES HAVING JURISDICTION.
 PROVIDE ALL CONDUIT, WIRING, BOXES, SWITCHES, OUTLETS, DEVICES, ETC., AS REQUIRED. MAKE UP TO THE LAST 3 FT OF FINAL CONNECTIONS TO ROTATING EQUIPMENT WITH LIQUID TIGHT FLEXIBLE CONDUIT.
 CONTRACTORS SHALL NOTE THAT THIS CONTRACT IS AN ALTERATION TO AN EXISTING BUILDING AND SHALL THOROUGHLY INVESTIGATE THE EXISTING ELECTRICAL INSTALLATION AND CONDITIONS.
 DEMOLITION: REMOVE POWER CONNECTIONS AS SHOWN ON DRAWINGS C/W CONDUIT AND WIRING TO SOURCE.

CONDUCTORS AND CABLES
 CONDUCTORS AND CABLES SHALL BE IN ACCORDANCE WITH NEMA WC-70 AND AS SPECIFIED HEREIN.
 CONDUCTORS SHALL BE ANNEALED COPPER, STRANDED FOR SIZES NO. 8 AWG AND LARGER, SOLID FOR SIZES NO. 10 AWG AND SMALLER. CONDUCTORS SHALL BE MINIMUM SIZE NO. 12 AWG, EXCEPT WHERE SMALLER SIZES ARE SPECIFICALLY SHOWN ON THE DRAWINGS. MINIMUM SIZE WIRING FOR DC WIRING SHALL BE #10 GAUGE.
 ALL WIRING SHALL BE 600 VOLT TYPE RW90 AND RUN IN METALLIC CONDUIT EXCEPT WHERE ALLOWED IN FLEXIBLE LIQUID-TIGHT FLEXIBLE ENCLOSURE (SEE SECTION 1524.1). MAXIMUM VOLTAGE DROP SHALL NOT EXCEED 2%. PROVIDE GROUND WIRES WITH ALL FEEDERS AND BRANCH CIRCUITS IN ACCORDANCE WITH APPLICABLE CODES AND ONTARIO ELECTRICAL SAFETY CODE REQUIREMENTS. PROVIDE MAIN GROUND TO ESA APPROVAL.

INSULATION:
 THHN-THWN SHALL BE IN ACCORDANCE WITH NEMA WC-70, UL 44, AND UL 83.

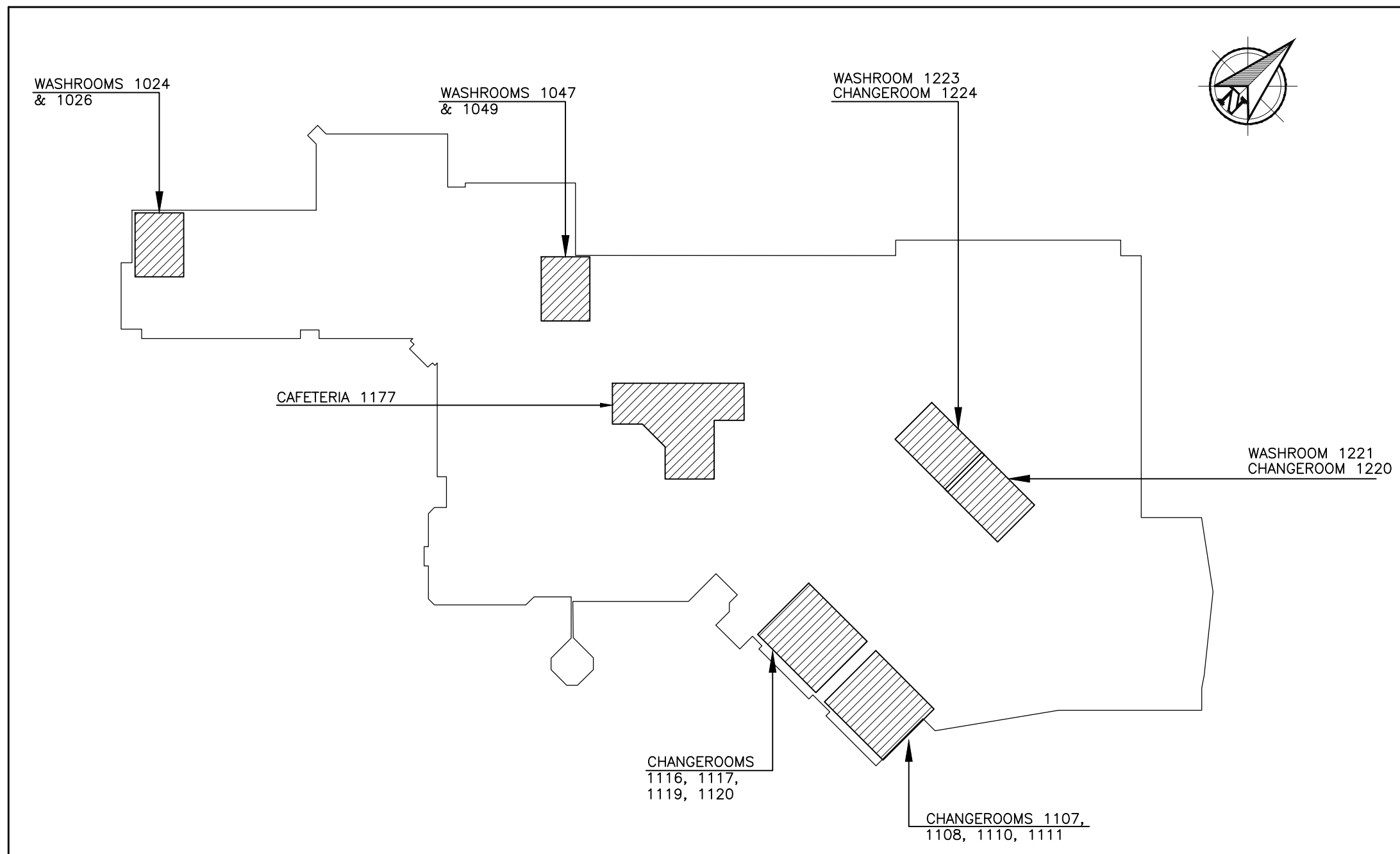
CONDUITS
 ALL CONDUIT SHALL BE RIGID ALUMINUM (OUTDOORS) OR EMT THINWALL (INDOORS) WITH STEEL SET SCREW COUPLINGS AND CONNECTORS WITH INSULATED THROATS UNLESS OTHERWISE NOTED. RUN CONDUITS PARALLEL TO BUILDING LINES AND CONCENTRIC RIGHT ANGLE BENDS ONLY SHALL BE USED.
 SEAL ALL PENETRATIONS THROUGH FLOOR WALLS OR SLABS WITH AN APPROVED NON-SHRINK, WATERPROOF AND FIREPROOF SEALANT.
 NEW CONDUIT HANGERS SHALL BE SUPPORTED FROM BUILDING STRUCTURE AND INDEPENDENTLY FROM OTHER EXISTING ELEMENTS SUCH AS DUCTWORK, CONDUITS, PIPING ETC.

POWER DISTRIBUTION SYSTEM
 THE POWER DISTRIBUTION SYSTEM SHALL BE MODIFIED AS SHOWN ON THE PLANS AND AS HEREINAFTER SPECIFIED. BREAKERS RATING SHALL MATCH EXISTING EQUIPMENT TO WHICH THEY ARE INSTALLED.

SPLICES AND JOINTS
 IN ACCORDANCE WITH UL 486A, C, D, E, AND NEC.
 CONNECTORS: SOLDERLESS, SCREW ON, REUSABLE PRESSURE CABLE TYPE, RATED 600 V, 220° F [105° C], WITH INTEGRAL INSULATION, APPROVED FOR COPPER CONDUCTORS. THE INTEGRAL INSULATOR SHALL HAVE A SKIRT TO COMPLETELY COVER THE STRIPPED WIRES. THE NUMBER, SIZE, AND COMBINATION OF CONDUCTORS, AS LISTED ON THE MANUFACTURER'S PACKAGING, SHALL BE STRICTLY FOLLOWED.
 CONNECTORS SHALL BE INDENT, HEX SCREW, OR BOLT CLAMP TYPE OF HIGH CONDUCTIVITY AND CORROSION RESISTANT MATERIAL, LISTED FOR USE WITH COPPER AND ALUMINUM CONDUCTORS. FIELD-INSTALLED COMPRESSION CONNECTORS FOR CABLE SIZES 250 MCM AND LARGER SHALL HAVE NOT FEWER THAN TWO CLAMPING ELEMENTS OR COMPRESSION INDENTS PER WIRE.
 INSULATE SPLICES AND JOINTS WITH MATERIALS APPROVED FOR THE PARTICULAR USE, LOCATION, VOLTAGE, AND TEMPERATURE. SPLICE AND JOINT INSULATION LEVEL SHALL BE NOT LESS THAN THE INSULATION LEVEL OF THE CONDUCTORS BEING JOINED. PLASTIC ELECTRICAL INSULATING TAPE: PER ASTM D2304, FLAME-RETARDANT, COLD AND WEATHER RESISTANT.

LOW VOLTAGE FUSED AND NON-FUSED DISCONNECT SWITCHES RATED 600 AMPERES AND LESS
 IN ACCORDANCE WITH UL 98, NEMA KSI, AND NEC. SHALL HAVE NEMA CLASSIFICATION GENERAL DUTY (GD) FOR 240 V SWITCHES AND NEMA CLASSIFICATION HEAVY DUTY (HD) FOR 600 V SWITCHES. SHALL BE HP RATED.
 LOCATE IN THE PROXIMITY OF THE EQUIPMENT SERVED, IN ACCORDANCE WITH NEC REQUIREMENTS.
 SHALL HAVE THE FOLLOWING FEATURES:
 • SWITCH MECHANISM SHALL BE THE QUICK-MAKE, QUICK-BREAK TYPE.
 • COPPER BLADES, VISIBLE IN THE OFF POSITION.
 • AN ARC CHUTE FOR EACH POLE.
 • EXTERNAL OPERATING HANDLE SHALL INDICATE ON AND OFF POSITION AND HAVE LOCK OPEN PADLOCKING PROVISIONS.
 • MECHANICAL INTERLOCK SHALL PERMIT OPENING OF THE DOOR ONLY WHEN THE SWITCH IS IN THE OFF POSITION. DEFATABLE TO PERMIT INSPECTION.
 • FUSE HOLDERS FOR THE SIZES AND TYPES OF FUSES SPECIFIED (WHERE APPLICABLE).
 • WHERE APPLICABLE, FUSIBLE DISCONNECT SWITCHES SHALL BE FURNISHED COMPLETE WITH FUSES. ARRANGE FUSES SUCH THAT RATING INFORMATION IS READABLE WITHOUT REMOVING THE FUSE.
 • SOLID NEUTRAL FOR EACH SWITCH BEING INSTALLED IN A CIRCUIT WHICH INCLUDES A NEUTRAL CONDUCTOR.
 • GROUND LUGS FOR EACH GROUND CONDUCTOR.

ENCLOSURES:
 SHALL BE THE NEMA TYPES SHOWN ON THE DRAWINGS FOR THE SWITCHES. WHERE THE TYPES OF SWITCH ENCLOSURES ARE NOT SHOWN, THEY SHALL BE THE NEMA TYPES MOST SUITABLE FOR THE AMBIENT ENVIRONMENTAL CONDITIONS. UNLESS OTHERWISE INDICATED ON THE PLANS, ALL OUTDOOR SWITCHES SHALL BE NEMA 3R. SHALL BE FINISHED WITH MANUFACTURER'S STANDARD GRAY BAKED ENAMEL PAINT OVER PRE-TREATED STEEL (FOR THE TYPE OF ENCLOSURE REQUIRED).



KEY PLAN - 1ST FLOOR
 N.T.S.

LIGHTING FIXTURES SCHEDULE

TYPE	MANUFACTURER	CATALOGUE	DESCRIPTION
A	EELIGHTING	PLB14-30W40K	LED PANEL, DRY-WALL MOUNTED
B	EELIGHTING	PLB24-40W40K	LED PANEL, DRY-WALL MOUNTED
C	EELIGHTING	VTB2N-4-347D	VAPOUR TIGHT, 4 FEET SURFACE MOUNTED
D	EELIGHTING	PLB24-40W40K	LED RECESSED, T-BAR MOUNTED
E	EELIGHTING	UTP-R6586	LED POTLIGHT, RECESSED 6"

GENERAL NOTES

- IT IS MANDATORY FOR THE ELECTRICAL CONTRACTOR TO VISIT SITE AND REVIEW EXISTING CONDITIONS AND DEMOLITION SCOPE OF WORK TO SUIT EXISTING ARCHITECTURAL AND STRUCTURAL CONDITIONS AND MECHANICAL DRAWINGS.
- CAREFULLY EXAMINE OTHER EXISTING UTILITY LINES SUCH AS GAS, WATER ETC. PRIOR TO START THE ELECTRICAL CONSTRUCTION WORKS AND COORDINATE WITH OTHER TRADES AND REPORT OF ANY DISCREPANCY PRIOR TO PROCEEDING.
- REFER TO ELECTRICAL AND MECHANICAL LAYOUTS FOR EXACT LOCATION OF ALL EQUIPMENT.
- LOCATIONS OF ALL NEW ELECTRICAL EQUIPMENT SHALL BE CONFIRMED WITH DIVISION 15 PRIOR TO INSTALLATION.

ELECTRICAL GENERAL NOTES

- OBTAIN ALL APPROVALS FROM PUBLIC AUTHORITIES HAVING JURISDICTION, BEFORE COMMENCING WORK AND PAY ALL ASSOCIATED INSPECTION FEES AND ALL PERMITS.
- EXAMINE ARCHITECTURAL, STRUCTURAL AND MECHANICAL CONDITIONS AND AVAILABLE DRAWINGS BEFORE PROCEEDING WITH THE WORK. ANY DISCREPANCIES BETWEEN DRAWINGS AND/OR SPECIFICATIONS MUST BE REFERRED TO THE CONSULTANT BEFORE ANY AFFECTED WORK IS COMMENCED.
- ALL CUTTING AND PATCHING REQUIRED FOR THE ELECTRICAL WORK SHALL BE INCLUDED. NO CHASING BLOCKWORK WILL BE ALLOWED. PROVIDE FIRE-STOPPING TO SUIT FT RATING OF THE FLOOR OR WALL PENETRATION TO SUIT. MAKE GOOD ALL BUILDING ELEMENTS AFFECTED BY THIS WORK TO THEIR ORIGINAL CONDITION OR BETTER.
- ALL MATERIAL USED THROUGHOUT SHALL BE NEW, OF BEST QUALITY CSA APPROVED AND OF ONE MANUFACTURER.
- PROVIDE ALL CONDUIT, WIRING, BOXES, SWITCHES, OUTLETS, DEVICES, ETC., AS REQUIRED. MAKE FINAL CONNECTIONS TO VIBRATING EQUIPMENT WITH LIQUID TIGHT FLEXIBLE CONDUIT. ALSO REFER TO SECTION 1524.1.
- PROVIDE ALL HANGERS, INSERTS AND SUPPORTS OF APPROVED TYPES REQUIRED FOR THE ELECTRICAL WORK. PROVIDE CONDUIT FOR ALL SERVICES PENETRATING THE FLOOR SLAB. SEAL ALL PENETRATIONS THROUGH FLOOR SLABS WITH AN APPROVED NON-SHRINK, WATERPROOF AND FIREPROOF SEALANT.
- ALL CONDUIT SHALL BE EMT THINWALL WITH STEEL SET SCREW COUPLINGS AND CONNECTORS WITH INSULATED THROATS UNLESS OTHERWISE NOTED. PAINT CONDUIT TO MATCH EXISTING SURFACE THEY ARE INSTALLED ON. IN FINISHED AREA, RUN PARALLEL TO BUILDING WALLS AND CONCENTRIC RIGHT ANGLE BENDS ONLY SHALL BE USED.
- ALL WIRING SHALL BE MINIMUM #12 GAUGE COPPER, EXCEPT AS OTHERWISE NOTED. ALL WIRING SHALL BE 600 VOLT TYPE RW90 AND RUN IN CONDUITS. MINIMUM SIZE WIRING FOR DC WIRING SHALL BE #10 GAUGE. MAXIMUM VOLTAGE DROP NOT EXCEED 2 PERCENT. PROVIDE GROUND WIRES WITH ALL FEEDERS AND BRANCH CIRCUITS IN ACCORDANCE WITH APPLICABLE CODES AND ONTARIO ELECTRICAL SAFETY CODE REQUIREMENTS. PROVIDE MAIN GROUND TO ESA APPROVAL.
- PROVIDE ALL CONDUIT, WIRING, SPLITTERS, OUTLET BOXES AND DISCONNECT SWITCHES AS SHOWN AND AS REQUIRED TO MAKE THE EQUIPMENT FULLY OPERATIONAL. SUPPLY AND INSTALL ALL STARTERS AND WIRE COMPLETE. COORDINATE THE FINAL LOCATION OF DISCONNECT SWITCHES AND VFD DEVICES SUCH AS TO MAINTAIN THE PRESCRIBED CLEARANCES AND AVOID INTERFERENCE WITH OTHER EQUIPMENT.
- CONTRACTORS SHALL NOTE THAT THIS CONTRACT IS AN ALTERATION TO AN EXISTING BUILDING AND SHALL THOROUGHLY INVESTIGATE THE EXISTING ELECTRICAL INSTALLATION AND CONDITIONS.
- DEMOLITION OF EXISTING SERVICES: REMOVE POWER CONNECTIONS AS SHOWN ON DRAWINGS C/W CONDUIT AND WIRING TO SOURCE.
- ALL WORK SHALL BE DONE WITH MINIMUM POSSIBLE INTERRUPTION TO EXISTING BUILDING SYSTEMS AND IN THE TIME SCHEDULE PERMITTED BY THE PROJECT MANAGER. INCLUDE FOR AFTER HOURS/ WEEKEND WORK FOR POWER SHUTDOWN & CONNECTION WORK.
- PROVIDE LAMACOID LABEL AT EACH EQUIPMENT DISCONNECT SWITCH STATING PANEL SOURCE, OVER-CURRENT PROTECTION AND BRANCH WIRING SIZE.


ELECTRICAL LEGEND	
	OUTLET FOR USE AS NOTED INCLUDING FINAL CONNECTION.
	DISCONNECT SWITCH
	DISCONNECT SWITCH WITH OVER-CURRENT PROTECTION
	COMBINATION MAGNETIC MOTOR STARTER WITH DISCONNECT SWITCH
	COMBINATION MAGNETIC MOTOR STARTER WITH DISCONNECT SWITCH & OVERCURRENT PROTECTION
	VARIABLE FREQUENCY DRIVE
	SINGLE POLE TOGGLE SWITCHES WITH ONE, TWO OR THREE GANG RESPECTIVELY.
	120V WALL MOUNTED LIGHT SWITCH 3 DENOTES 3-WAY; 4 DENOTES 4-WAY; K DENOTES KEY OPERATED; P DENOTES COMPLETE WITH LED PILOT LIGHT D DENOTES COMPLETE WITH DIMMER
	15A, 120V U-GROUND DUPLEX RECEPTACLE.
	15A, 120V U-GROUND DUPLEX RECEPTACLE MOUNTED AT HIGH LEVEL OR ABOVE COUNTER.
	15A, 120V U-GROUND GROUND FAULT INTERRUPTER TYPE DUPLEX RECEPTACLE
	30A, 208V DRYER RECEPTACLE
	50A, 208V STOVE RECEPTACLE
	ROOM CONTROL PANEL WITH DEVICES AS SHOWN. SUPPLIED & INSTALLED BY ELECTRICAL DIVISION. REFER TO SPECIFICATIONS FOR DETAILS.
	VOICE (TELEPHONE) OUTLET C/W 3/4" WITH 90° BEND AT TOP AND PVC END BUSHING TO ACCESSIBLE CEILING SPACE.
	SURFACE MOUNTED RACEWAY MOUNTED HORIZONTALLY WITH DEVICES AS SHOWN ON THE PLANS AND VERTICAL SECTION UP TO ACCESSIBLE CEILING. WIREMOLD G4000 SERIES OR APPROVED EQUAL.
	EXISTING ELECTRICAL EQUIPMENT/DEVICE TO REMAIN.
	EXISTING ELECTRICAL EQUIPMENT/DEVICE TO BE RELOCATED.
	EXISTING ELECTRICAL EQUIPMENT/DEVICE IN RELOCATED POSITION.
	EXISTING ELECTRICAL EQUIPMENT/DEVICE TO BE REMOVED.
	NEW ELECTRICAL EQUIPMENT/DEVICE
	LED LIGHTING FIXTURE
	ELECTRIC STRIKE
	DOOR OPERATOR PUSH BUTTON C/W CONDUIT, WIRING AND INSTALLATION.
	PUSH-TO-LOCK BUTTON TIED TO THE DOOR OPERATOR SYSTEM
	PUSH-TO-UNLOCK BUTTON TIED TO THE DOOR OPERATOR SYSTEM
	FIRE ALARM STROBE LIGHT. 'XCD' - WHERE X DENOTES CANDELA RATING OTHER THAN MINIMUM 15CD.
	EMERGENCY CALL-FOR ASSISTANCE SYSTEM PUSH BUTTON WITH VISUAL INDICATOR MOUNTED ADJACENT THE WATER CLOSET
	EMERGENCY CALL-FOR ASSISTANCE SYSTEM AUDIBLE/VISUAL INDICATOR MOUNTED ABOVE THE WASHROOM DOOR
	'OCCUPIED WHEN LIT' LED ANNUNCIATOR TIED TO DOOR OPERATOR SYSTEM
	CEILING MOUNTED DUAL TECHNOLOGY (INFRARED AND ULTRASONIC) OCCUPANCY SENSOR ACUITY SENSOR SWITCH, W/ PDT 16 R KIT, 120V, NO PHOTOCCELL OPTION, OR APPROVED EQUAL
	FIRE ALARM HORN
	CEILING OR WALL MOUNTED EXIT LIGHTS RESPECTIVELY WITH ARROWS AS SHOWN. EMERGLITE #EX10-W-LP-FXM OR APPROVED EQUAL. EMERGENCY BATTERY UNIT COMPLETE WITH REMOTE HEAD AS SHOWN. REFER TO SCHEDULE ON DRAWINGS AND SPECIFICATIONS FOR DETAILS.
	EMERGENCY LIGHTING REMOTE HEAD AS SHOWN. REFER TO SCHEDULE ON DRAWINGS AND SPECIFICATIONS FOR DETAILS
	PUBLIC ADDRESS SPEAKER
	SMOKE DETECTOR
	PHOTOELECTRIC SMOKE DETECTOR
	RATE OF RISE HEAT DETECTOR
	CEILING OR WALL MOUNTED EXIT LIGHTS RESPECTIVELY WITH ARROWS AS SHOWN. LUMACELL #LER400 OR APPROVED EQUAL FROM EMERGI-LITE & BEGHELLI.
	EMERGENCY LIGHT - CEILING/WALL FLUSH MOUNT
	EMERGENCY LIGHT - CEILING RECESSED MOUNT
	WATERPROOF LIGHT - CEILING FLUSH MOUNT
	DOWN LIGHT - CEILING RECESSED MOUNT
	CEILING MOUNTED WIFI ROUTER



NOTE:
 CONTRACTORS SHALL VERIFY AND BE RESPONSIBLE FOR ALL DIMENSIONS AND CONDITIONS ON THE JOB AND THE ENGINEER SHALL BE INFORMED OF ANY VARIATIONS FROM THE DIMENSIONS AND CONDITIONS SHOWN ON THE DRAWINGS. DO NOT SCALE DRAWINGS. SHOP DRAWINGS SHALL BE SUBMITTED TO THE ENGINEER FOR APPROVAL BEFORE PROCEEDING WITH FABRICATION. THIS DRAWING IS THE PROPERTY OF SAB ENGINEERING INC. AND SHALL NOT BE REPRODUCED WITHOUT THEIR PERMISSION AND UNLESS THE REPRODUCTION CARRIES THEIR NAME. ALL INFORMATION SHOWN ON THIS DRAWING IS FOR USE ON THE SPECIFIED PROJECT ONLY AND SHALL NOT BE USED OTHERWISE WITHOUT WRITTEN PERMISSION OF SAB ENGINEERING INC.

03	ISSUED FOR TENDER	APR/11/24
02	ISSUED FOR PERMIT	JAN/09/24
01	ISSUED FOR COORDINATION	NOV/28/23
No.	REVISIONS	DATE
PROJECT NORTH		TRUE NORTH scale

drawn
 E.T.
 last worked on by
 checked
 O.S.
 print date
 2024.03.20



588 EDWARD AVE., UNIT 25, RICHMOND HILL, ONT. L4C 9Y6
 TEL (905) 787 8885 FAX (905) 787 8771

client
HAMILTON-WENTWORTH DISTRICT SCHOOL BOARD
 20 EDUCATION COURT
 HAMILTON ONTARIO

project
WASHROOM & CHANGEROOM RENOVATIONS AT WATERDOWN SECONDARY SCHOOL
 215 PARKSIDE DRIVE
 WATERDOWN ONTARIO

drawing title
KEY PLAN, SYMBOL LISTS, SCHEDULES & GENERAL NOTE - ELECTRICAL

reference	project no. 23-075	client reference number
sheet no.	E - 0 1 0 3	

REMOVE EXISTING LIGHT FIXTURES APPROXIMATELY AS SHOWN THROUGHOUT ALL WORK AREAS. REMOVE ALL ASSOCIATED HANGERS AND SUPPORTS FOR EXISTING LIGHTING FIXTURES.

REMOVE EXISTING LIGHTING CIRCUITS, INCLUDING CONDUITS AND SWITCHES. CONTRACTOR TO VERIFY EXACT CIRCUITS ON SITE PRIOR TO DEMOLITION.

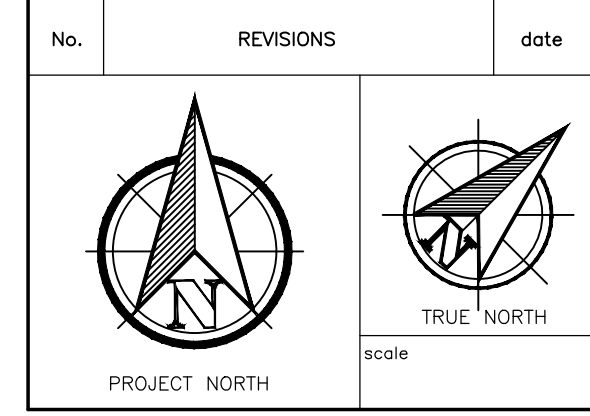
REMOVE EXISTING HAND-DRYERS AS SHOWN. DISCONNECT FROM POWER AND MAKE SAFE WIRING. PREPARE FOR NEW HAND-DRYER INSTALLATION.

TEMPORARILY REMOVE EXISTING ELECTRICAL SERVICES INSTALLED IN THE T-BAR CEILING INCLUDING BUT NOT LIMITED TO SMOKE DETECTORS, HEAT DETECTORS, EMERGENCY LIGHTS, PA SPEAKERS, ETC. CONTRACTOR TO STORE ALL TEMPORARILY REMOVED ELECTRICAL ITEMS DURING CONSTRUCTION. ITEMS TO BE RE-INSTALLED IN NEW CEILING, REFER TO NEW WORK DRAWINGS.

REMOVE EXISTING FLUSH MATRIX CONTROLLER AND WIRING FOR EXISTING URINALS. APPROXIMATELY AS SHOWN. REMOVE EXISTING SOLENOID VALVES.

NOTE:
CONTRACTORS SHALL VERIFY AND BE RESPONSIBLE FOR ALL DIMENSIONS AND CONDITIONS ON THE JOB AND THE ENGINEER SHALL BE INFORMED OF ANY VARIATIONS FROM THE DIMENSIONS AND CONDITIONS SHOWN ON THE DRAWINGS. DO NOT SCALE DRAWINGS. SHOP DRAWINGS SHALL BE SUBMITTED TO THE ENGINEER FOR APPROVAL BEFORE PROCEEDING WITH FABRICATION. THIS DRAWING IS THE PROPERTY OF SAB ENGINEERING INC. AND SHALL NOT BE REPRODUCED WITHOUT THEIR PERMISSION AND UNLESS THE REPRODUCTION CARRIES THEIR NAME. ALL INFORMATION SHOWN ON THIS DRAWING IS FOR USE ON THE SPECIFIED PROJECT ONLY AND SHALL NOT BE USED OTHERWISE WITHOUT WRITTEN PERMISSION OF SAB ENGINEERING INC.

03	ISSUED FOR TENDER	APR/11/24
02	ISSUED FOR PERMIT	JAN/09/24
01	ISSUED FOR COORDINATION	NOV/28/23



	drawn	E.T.
	last worked on by	
	checked	O.S.
	print date	2024.03.20

SAB ENGINEERING Inc.
588 EDWARD AVE., UNIT 25, RICHMOND HILL, ONT., L4C 9Y6
TEL (905) 787 8885 FAX (905) 787 8771

client
HAMILTON-WENTWORTH DISTRICT SCHOOL BOARD
20 EDUCATION COURT HAMILTON ONTARIO

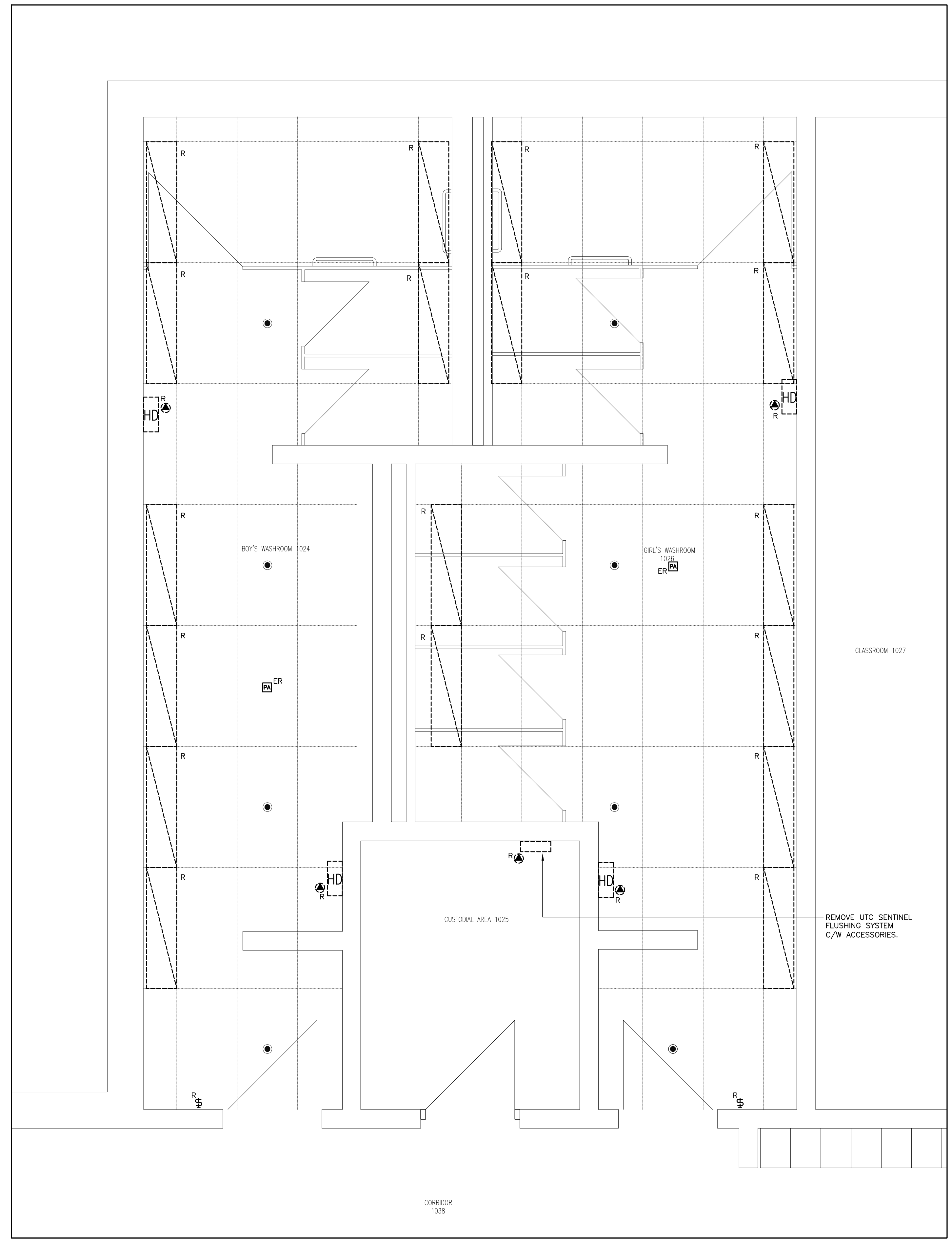
project
WASHROOM & CHANGEROOM RENOVATIONS AT WATERDOWN SECONDARY SCHOOL
215 PARKSIDE DRIVE WATERDOWN ONTARIO

drawing title
WASHROOMS 1024, & 1026 - POWER PLAN - EXISTING & DEMOLITION WORK

reference

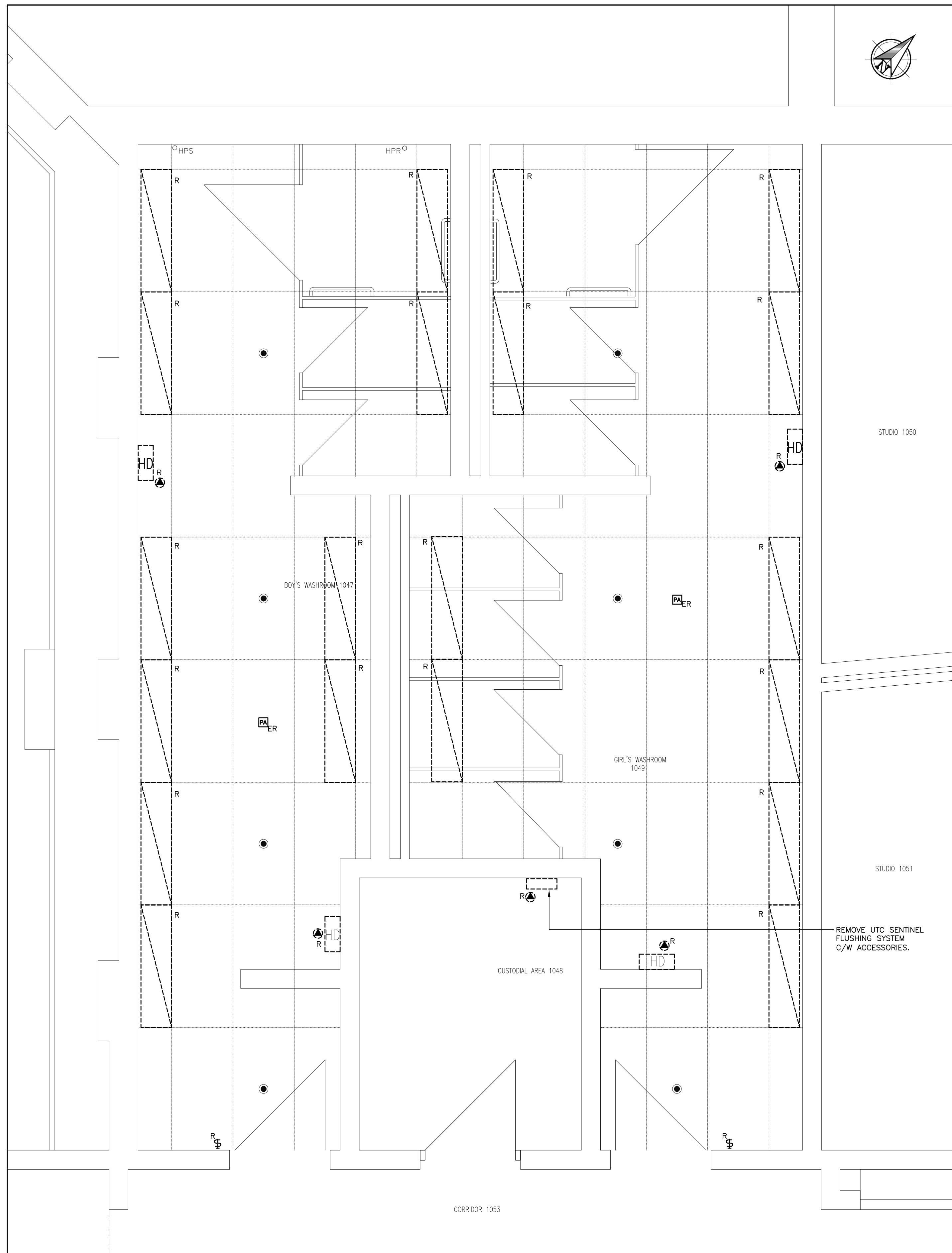
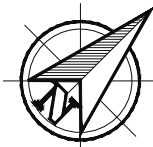
project no.	client reference number
23-075	

sheet no.
E - 0 2 0 3



WASHROOM 1024 & 1026 - POWER PLAN - EXISTING & DEMOLITION WORK
SCALE: 1:25

REMOVE UTC SENTINEL FLUSHING SYSTEM C/W ACCESSORIES.



REMOVE EXISTING LIGHT FIXTURES APPROXIMATELY AS SHOWN THROUGHOUT ALL WORK AREAS. REMOVE ALL ASSOCIATED HANGERS AND SUPPORTS FOR EXISTING LIGHTING FIXTURES.

REMOVE EXISTING LIGHTING CIRCUITS, INCLUDING CONDUITS AND SWITCHES. CONTRACTOR TO VERIFY EXACT CIRCUITS ON SITE PRIOR TO DEMOLITION.

REMOVE EXISTING HAND-DRYERS AS SHOWN. DISCONNECT FROM POWER AND MAKE SAFE WIRING. PREPARE FOR NEW HAND-DRYER INSTALLATION.

TEMPORARILY REMOVE EXISTING ELECTRICAL SERVICES INSTALLED IN THE T-BAR CEILING INCLUDING BUT NOT LIMITED TO SMOKE DETECTORS, HEAT DETECTORS, EMERGENCY LIGHTS, PA SPEAKERS, ETC. CONTRACTOR TO STORE ALL TEMPORARILY REMOVED ELECTRICAL ITEMS DURING CONSTRUCTION. ITEMS TO BE RE-INSTALLED IN NEW CEILING, REFER TO NEW WORK DRAWINGS.

REMOVE EXISTING FLUSH MATRIX CONTROLLER AND WIRING FOR EXISTING URINALS. APPROXIMATELY AS SHOWN. REMOVE EXISTING SOLENOID VALVES.

HWDSB

NOTE:
CONTRACTORS SHALL VERIFY AND BE RESPONSIBLE FOR ALL DIMENSIONS AND CONDITIONS ON THE JOB AND THE ENGINEER SHALL BE INFORMED OF ANY VARIATIONS FROM THE DIMENSIONS AND CONDITIONS SHOWN ON THE DRAWINGS. DO NOT SCALE DRAWINGS. SHOP DRAWINGS SHALL BE SUBMITTED TO THE ENGINEER FOR APPROVAL BEFORE PROCEEDING WITH FABRICATION. THIS DRAWING IS THE PROPERTY OF SAB ENGINEERING INC. AND SHALL NOT BE REPRODUCED WITHOUT THEIR PERMISSION AND UNLESS THE REPRODUCTION CARRIES THEIR NAME. ALL INFORMATION SHOWN ON THIS DRAWING IS FOR USE ON THE SPECIFIED PROJECT ONLY AND SHALL NOT BE USED OTHERWISE WITHOUT WRITTEN PERMISSION OF SAB ENGINEERING INC.

03	ISSUED FOR TENDER	APR/11/24
02	ISSUED FOR PERMIT	JAN/09/24
01	ISSUED FOR COORDINATION	NOV/28/23

No.	REVISIONS	date
 PROJECT NORTH		
SEE PLAN		
TRUE NORTH		
scale		

	drawn	E.T.
	last worked on by	
	checked	O.S.
	print date	2024.03.20

SAB ENGINEERING Inc.
 588 EDWARD AVE., UNIT 25, RICHMOND HILL, ONT., L4C 9Y6
 TEL. (905) 787 8885 FAX (905) 787 8771

client
HAMILTON-WENTWORTH DISTRICT SCHOOL BOARD
 20 EDUCATION COURT HAMILTON ONTARIO

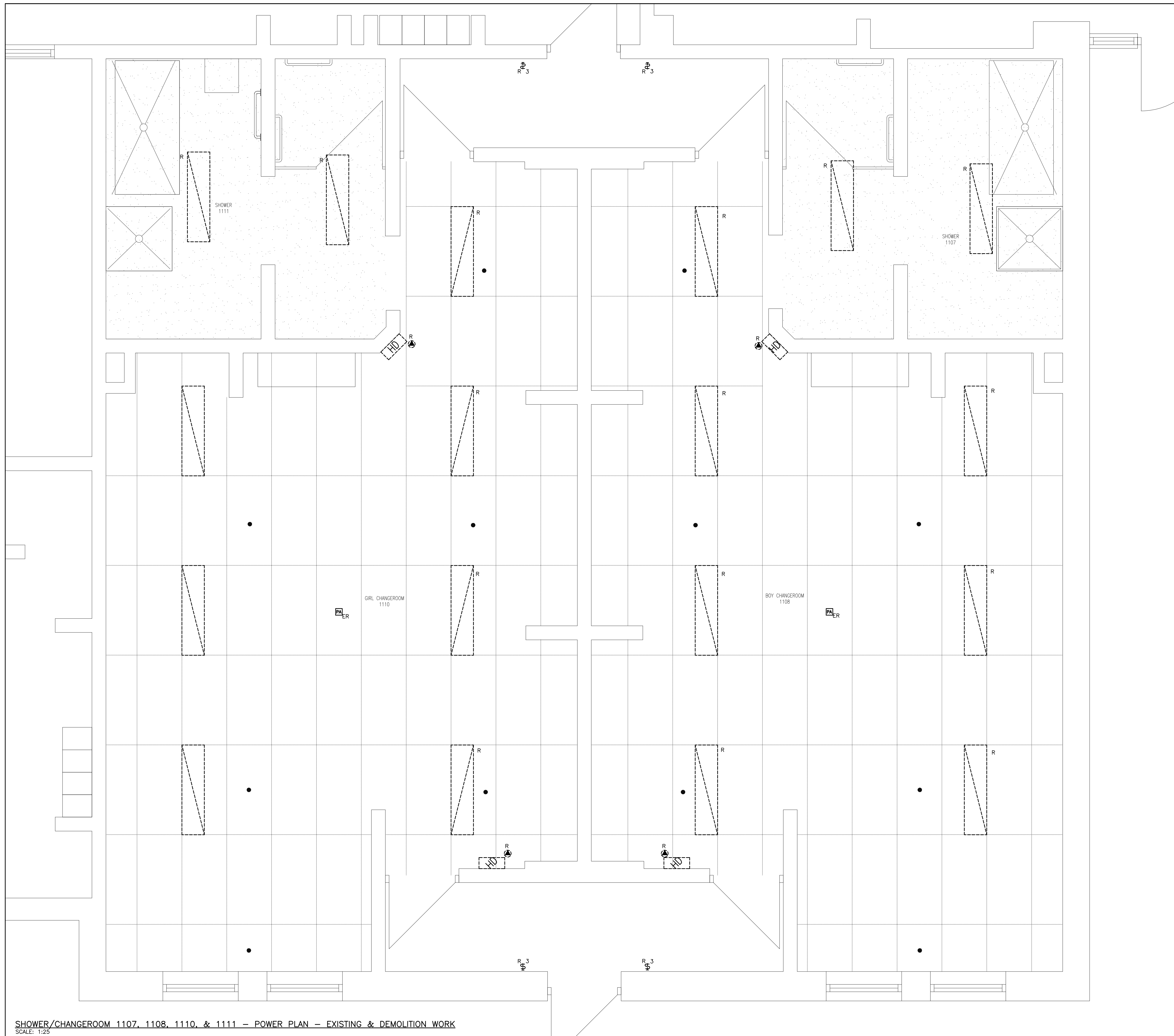
project
WASHROOM & CHANGEROOM RENOVATIONS AT WATERDOWN SECONDARY SCHOOL
 215 PARKSIDE DRIVE WATERDOWN ONTARIO

drawing title
WASHROOMS 1047 & 1049 - POWER PLAN - EXISTING & DEMOLITION WORK

reference	
project no.	client reference number
23-075	
sheet no.	

E - 03 03

WASHROOM 1047 & 1049 - POWER PLAN - EXISTING & DEMOLITION WORK
 SCALE: 1:25



REMOVE EXISTING LIGHT FIXTURES APPROXIMATELY AS SHOWN THROUGHOUT ALL WORK AREAS. REMOVE ALL ASSOCIATED HANGERS AND SUPPORTS FOR EXISTING LIGHTING FIXTURES.

REMOVE EXISTING LIGHTING CIRCUITS, INCLUDING CONDUITS AND SWITCHES. CONTRACTOR TO VERIFY EXACT CIRCUITS ON SITE PRIOR TO DEMOLITION.

REMOVE EXISTING HAND-DRYERS AS SHOWN. DISCONNECT FROM POWER AND MAKE SAFE WIRING. PREPARE FOR NEW HAND-DRYER INSTALLATION.

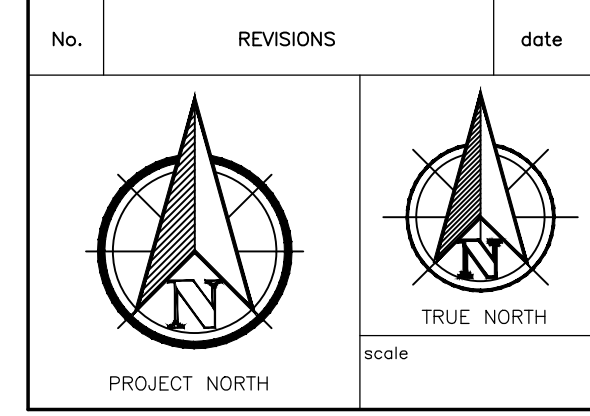
TEMPORARILY REMOVE EXISTING ELECTRICAL SERVICES INSTALLED IN THE T-BAR CEILING INCLUDING BUT NOT LIMITED TO SMOKE DETECTORS, HEAT DETECTORS, EMERGENCY LIGHTS, PA SPEAKERS, ETC. CONTRACTOR TO STORE ALL TEMPORARILY REMOVED ELECTRICAL ITEMS DURING CONSTRUCTION. ITEMS TO BE RE-INSTALLED IN NEW CEILING, REFER TO NEW WORK DRAWINGS.

REMOVE EXISTING FLUSH MATRIX CONTROLLER AND WIRING FOR EXISTING URINALS. APPROXIMATELY AS SHOWN. REMOVE EXISTING SOLENOID VALVES.



NOTE:
CONTRACTORS SHALL VERIFY AND BE RESPONSIBLE FOR ALL DIMENSIONS AND CONDITIONS ON THE JOB AND THE ENGINEER SHALL BE INFORMED OF ANY VARIATIONS FROM THE DIMENSIONS AND CONDITIONS SHOWN ON THE DRAWINGS. DO NOT SCALE DRAWINGS. SHOP DRAWINGS SHALL BE SUBMITTED TO THE ENGINEER FOR APPROVAL BEFORE PROCEEDING WITH FABRICATION. THIS DRAWING IS THE PROPERTY OF SAB ENGINEERING INC. AND SHALL NOT BE REPRODUCED WITHOUT THEIR PERMISSION AND UNLESS THE REPRODUCTION CARRIES THEIR NAME. ALL INFORMATION SHOWN ON THIS DRAWING IS FOR USE ON THE SPECIFIED PROJECT ONLY AND SHALL NOT BE USED OTHERWISE WITHOUT WRITTEN PERMISSION OF SAB ENGINEERING INC.

03	ISSUED FOR TENDER	APR/11/24
02	ISSUED FOR PERMIT	JAN/09/24
01	ISSUED FOR COORDINATION	NOV/28/23



LICENSED PROFESSIONAL ENGINEER
APRIL, 2024
O. STRASHEIN
10058851
PROVINCE OF ONTARIO

drawn by: E.T.
last worked on by:
checked by: O.S.
print date: 2024.03.20

SAB ENGINEERING Inc.
588 EDWARD AVE., UNIT 25, RICHMOND HILL, ONT. L4C 9Y6
TEL (905) 787 8885 FAX (905) 787 8771

client
HAMILTON-WENTWORTH DISTRICT SCHOOL BOARD
20 EDUCATION COURT HAMILTON ONTARIO

project
WASHROOM & CHANGEROOM RENOVATIONS AT WATERDOWN SECONDARY SCHOOL
215 PARKSIDE DRIVE WATERDOWN ONTARIO

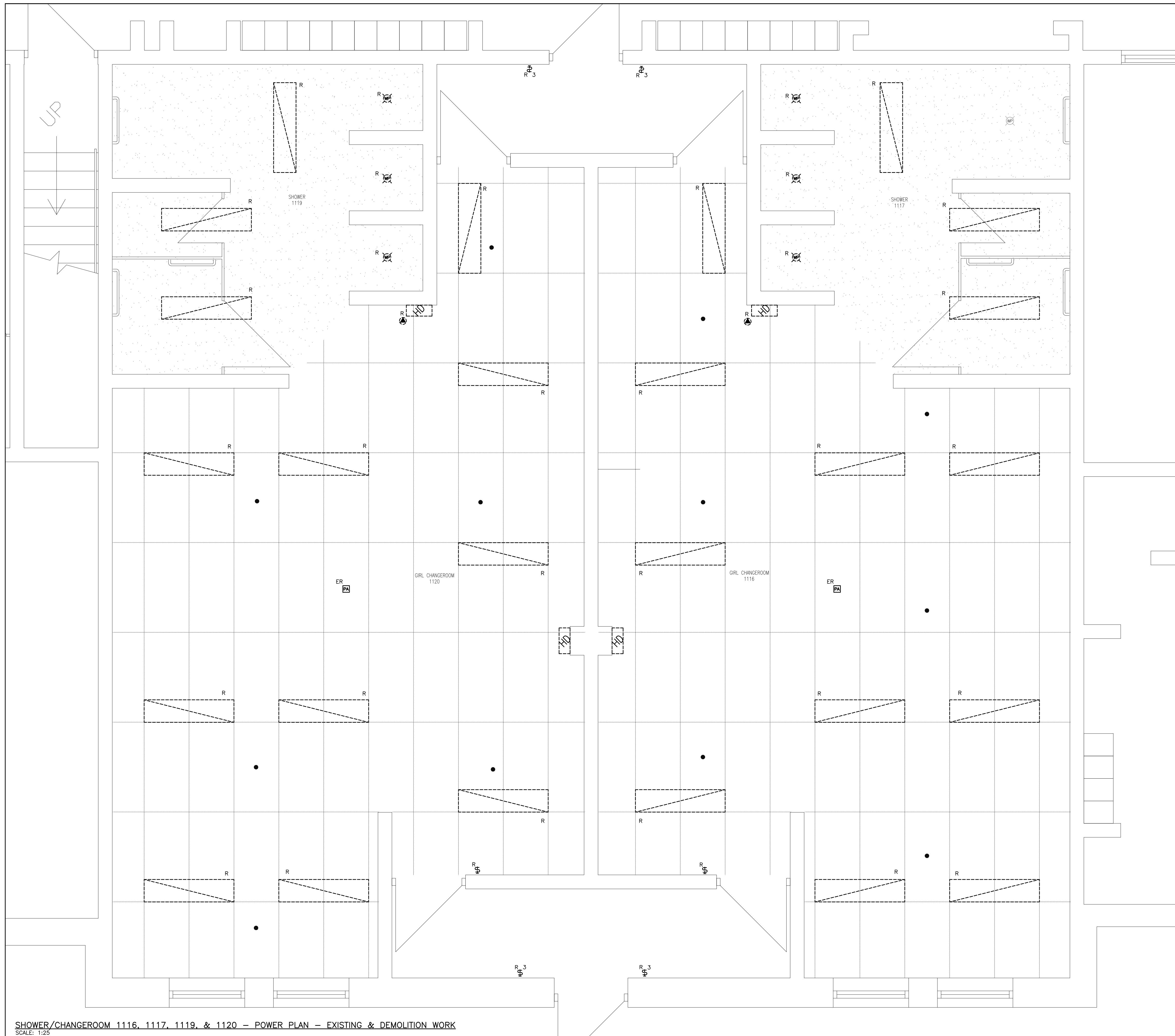
drawing title
CHANGEROOMS 1107, 1108, 1110, & 1111 - POWER PLAN - EXISTING & DEMOLITION WORK

SHOWER/CHANGEROOM 1107, 1108, 1110, & 1111 - POWER PLAN - EXISTING & DEMOLITION WORK
SCALE: 1:25

reference

project no. 23-075 client reference number

sheet no. **E - 04 03**



REMOVE EXISTING LIGHT FIXTURES APPROXIMATELY AS SHOWN THROUGHOUT ALL WORK AREAS. REMOVE ALL ASSOCIATED HANGERS AND SUPPORTS FOR EXISTING LIGHTING FIXTURES.

REMOVE EXISTING LIGHTING CIRCUITS, INCLUDING CONDUITS AND SWITCHES. CONTRACTOR TO VERIFY EXACT CIRCUITS ON SITE PRIOR TO DEMOLITION.

REMOVE EXISTING HAND-DRYERS AS SHOWN. DISCONNECT FROM POWER AND MAKE SAFE WIRING. PREPARE FOR NEW HAND-DRYER INSTALLATION.

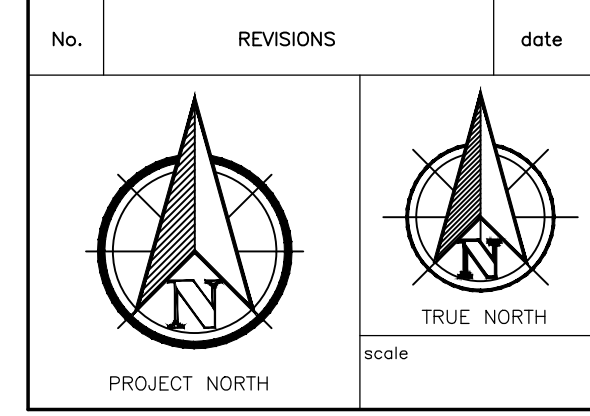
TEMPORARILY REMOVE EXISTING ELECTRICAL SERVICES INSTALLED IN THE T-BAR CEILING INCLUDING BUT NOT LIMITED TO SMOKE DETECTORS, HEAT DETECTORS, EMERGENCY LIGHTS, PA SPEAKERS, ETC. CONTRACTOR TO STORE ALL TEMPORARILY REMOVED ELECTRICAL ITEMS DURING CONSTRUCTION. ITEMS TO BE RE-INSTALLED IN NEW CEILING, REFER TO NEW WORK DRAWINGS.

REMOVE EXISTING FLUSH MATRIX CONTROLLER AND WIRING FOR EXISTING URINALS. APPROXIMATELY AS SHOWN. REMOVE EXISTING SOLENOID VALVES.

HWDSB

NOTE:
 CONTRACTORS SHALL VERIFY AND BE RESPONSIBLE FOR ALL DIMENSIONS AND CONDITIONS ON THE JOB AND THE ENGINEER SHALL BE INFORMED OF ANY VARIATIONS FROM THE DIMENSIONS AND CONDITIONS SHOWN ON THE DRAWINGS. DO NOT SCALE DRAWINGS. SHOP DRAWINGS SHALL BE SUBMITTED TO THE ENGINEER FOR APPROVAL BEFORE PROCEEDING WITH FABRICATION. THIS DRAWING IS THE PROPERTY OF SAB ENGINEERING INC. AND SHALL NOT BE REPRODUCED WITHOUT THEIR PERMISSION AND UNLESS THE REPRODUCTION CARRIES THEIR NAME. ALL INFORMATION SHOWN ON THIS DRAWING IS FOR USE ON THE SPECIFIED PROJECT ONLY AND SHALL NOT BE USED OTHERWISE WITHOUT WRITTEN PERMISSION OF SAB ENGINEERING INC.

03	ISSUED FOR TENDER	APR/11/24
02	ISSUED FOR PERMIT	JAN/09/24
01	ISSUED FOR COORDINATION	NOV/28/23



LICENSED PROFESSIONAL ENGINEER

APRIL, 2024

D. STRASHEIN

10058851

PROVINCE OF ONTARIO

drawn
E.T.

last worked on by

checked
O.S.

print date
2024.03.20

SAB ENGINEERING Inc.

588 EDWARD AVE., UNIT 25, RICHMOND HILL, ONT., L4C 9Y6
 TEL (905) 787 8885 FAX (905) 787 8771

client
HAMILTON-WENTWORTH DISTRICT SCHOOL BOARD
 20 EDUCATION COURT HAMILTON ONTARIO

project
WASHROOM & CHANGEROOM RENOVATIONS AT WATERDOWN SECONDARY SCHOOL
 215 PARKSIDE DRIVE WATERDOWN ONTARIO

drawing title
CHANGEROOMS 1116, 1117, 1119, & 1120 - POWER PLAN - EXISTING & DEMOLITION WORK

SHOWER/CHANGEROOM 1116, 1117, 1119, & 1120 - POWER PLAN - EXISTING & DEMOLITION WORK
 SCALE: 1:25

REMOVE EXISTING LIGHT FIXTURES APPROXIMATELY AS SHOWN THROUGHOUT ALL WORK AREAS. REMOVE ALL ASSOCIATED HANGERS AND SUPPORTS FOR EXISTING LIGHTING FIXTURES.

REMOVE EXISTING LIGHTING CIRCUITS, INCLUDING CONDUITS AND SWITCHES. CONTRACTOR TO VERIFY EXACT CIRCUITS ON SITE PRIOR TO DEMOLITION.

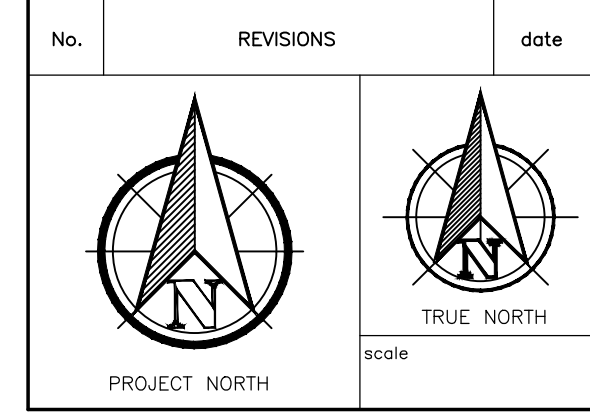
REMOVE EXISTING HAND-DRYERS AS SHOWN. DISCONNECT FROM POWER AND MAKE SAFE WIRING. PREPARE FOR NEW HAND-DRYER INSTALLATION.

TEMPORARILY REMOVE EXISTING ELECTRICAL SERVICES INSTALLED IN THE T-BAR CEILING INCLUDING BUT NOT LIMITED TO SMOKE DETECTORS, HEAT DETECTORS, EMERGENCY LIGHTS, PA SPEAKERS, ETC. CONTRACTOR TO STORE ALL TEMPORARILY REMOVED ELECTRICAL ITEMS DURING CONSTRUCTION. ITEMS TO BE RE-INSTALLED IN NEW CEILING, REFER TO NEW WORK DRAWINGS.

REMOVE EXISTING FLUSH MATRIX CONTROLLER AND WIRING FOR EXISTING URINALS. APPROXIMATELY AS SHOWN. REMOVE EXISTING SOLENOID VALVES.

NOTE:
CONTRACTORS SHALL VERIFY AND BE RESPONSIBLE FOR ALL DIMENSIONS AND CONDITIONS ON THE JOB AND THE ENGINEER SHALL BE INFORMED OF ANY VARIATIONS FROM THE DIMENSIONS AND CONDITIONS SHOWN ON THE DRAWINGS. DO NOT SCALE DRAWINGS. SHOP DRAWINGS SHALL BE SUBMITTED TO THE ENGINEER FOR APPROVAL BEFORE PROCEEDING WITH FABRICATION. THIS DRAWING IS THE PROPERTY OF SAB ENGINEERING INC. AND SHALL NOT BE REPRODUCED WITHOUT THEIR PERMISSION AND UNLESS THE REPRODUCTION CARRIES THEIR NAME. ALL INFORMATION SHOWN ON THIS DRAWING IS FOR USE ON THE SPECIFIED PROJECT ONLY AND SHALL NOT BE USED OTHERWISE WITHOUT WRITTEN PERMISSION OF SAB ENGINEERING INC.

03	ISSUED FOR TENDER	APR/11/24
02	ISSUED FOR PERMIT	JAN/09/24
01	ISSUED FOR COORDINATION	NOV/28/23



	drawn	E.T.
	last worked on by	
	checked	O.S.
	print date	2024.03.20

SAB ENGINEERING Inc.
588 EDWARD AVE., UNIT 25, RICHMOND HILL, ONT., L4C 9Y6
TEL (905) 787 8885 FAX (905) 787 8771

client
HAMILTON-WENTWORTH DISTRICT SCHOOL BOARD
20 EDUCATION COURT HAMILTON ONTARIO

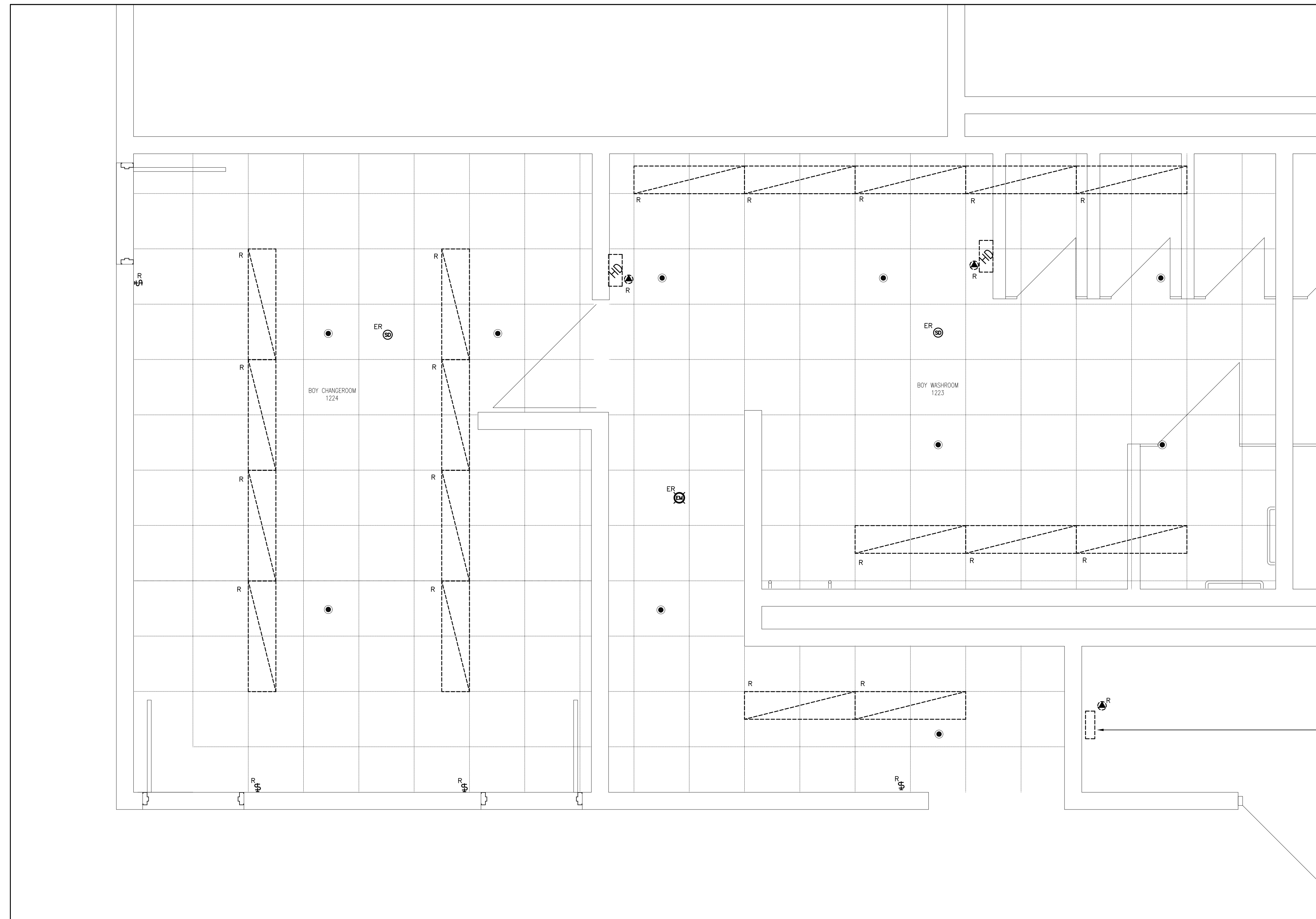
project
WASHROOM & CHANGEROOM RENOVATIONS AT WATERDOWN SECONDARY SCHOOL
215 PARKSIDE DRIVE WATERDOWN ONTARIO

drawing title
WASHROOM 1223 & CHANGEROOM 1224 - POWER PLAN - EXISTING & DEMOLITION WORK

reference

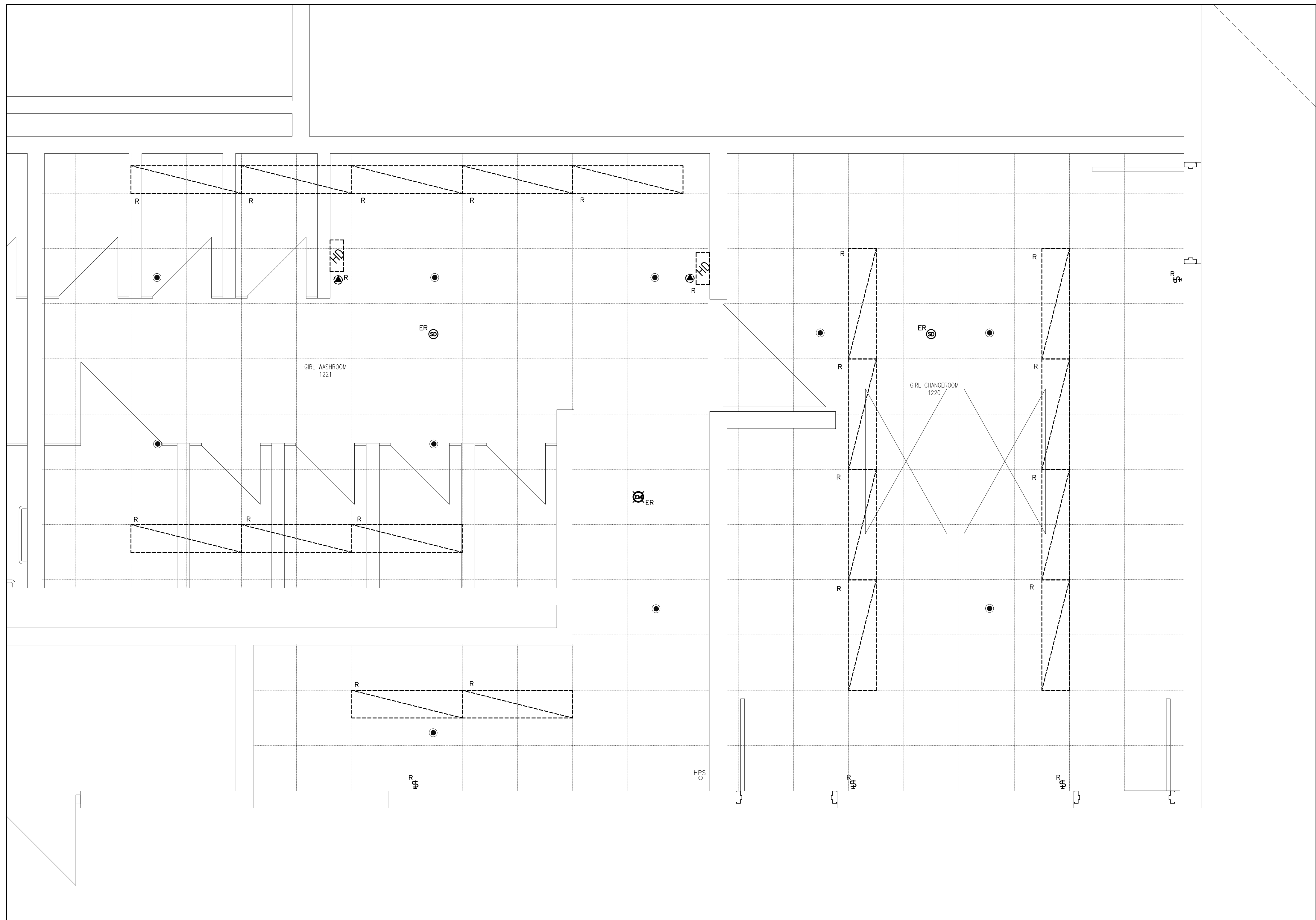
project no.	client reference number
23-075	

sheet no.
E - 06 03



REMOVE UTC SENTINEL FLUSHING SYSTEM C/W ACCESSORIES.

WASHROOM 1223 & CHANGEROOM 1224 - POWER PLAN - EXISTING & DEMOLITION WORK
SCALE: 1:25



REMOVE EXISTING LIGHT FIXTURES APPROXIMATELY AS SHOWN THROUGHOUT ALL WORK AREAS. REMOVE ALL ASSOCIATED HANGERS AND SUPPORTS FOR EXISTING LIGHTING FIXTURES.

REMOVE EXISTING LIGHTING CIRCUITS, INCLUDING CONDUITS AND SWITCHES. CONTRACTOR TO VERIFY EXACT CIRCUITS ON SITE PRIOR TO DEMOLITION.

REMOVE EXISTING HAND-DRYERS AS SHOWN. DISCONNECT FROM POWER AND MAKE SAFE WIRING. PREPARE FOR NEW HAND-DRYER INSTALLATION.

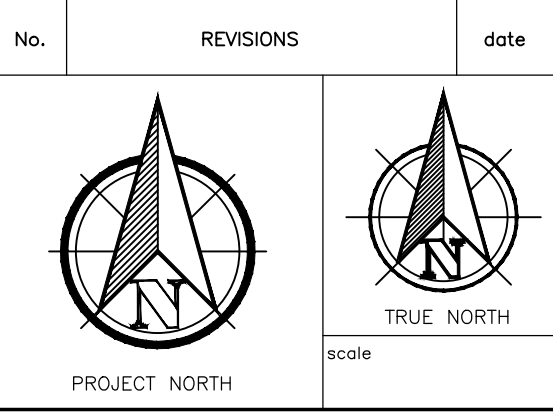
TEMPORARILY REMOVE EXISTING ELECTRICAL SERVICES INSTALLED IN THE T-BAR CEILING INCLUDING BUT NOT LIMITED TO SMOKE DETECTORS, HEAT DETECTORS, EMERGENCY LIGHTS, PA SPEAKERS, ETC. CONTRACTOR TO STORE ALL TEMPORARILY REMOVED ELECTRICAL ITEMS DURING CONSTRUCTION. ITEMS TO BE RE-INSTALLED IN NEW CEILING, REFER TO NEW WORK DRAWINGS.

REMOVE EXISTING FLUSH MATRIX CONTROLLER AND WIRING FOR EXISTING URINALS. APPROXIMATELY AS SHOWN. REMOVE EXISTING SOLENOID VALVES.



NOTE:
CONTRACTORS SHALL VERIFY AND BE RESPONSIBLE FOR ALL DIMENSIONS AND CONDITIONS ON THE JOB AND THE ENGINEER SHALL BE INFORMED OF ANY VARIATIONS FROM THE DIMENSIONS AND CONDITIONS SHOWN ON THE DRAWINGS. DO NOT SCALE DRAWINGS. SHOP DRAWINGS SHALL BE SUBMITTED TO THE ENGINEER FOR APPROVAL BEFORE PROCEEDING WITH FABRICATION. THIS DRAWING IS THE PROPERTY OF SAB ENGINEERING INC. AND SHALL NOT BE REPRODUCED WITHOUT THEIR PERMISSION AND UNLESS THE REPRODUCTION CARRIES THEIR NAME. ALL INFORMATION SHOWN ON THIS DRAWING IS FOR USE ON THE SPECIFIED PROJECT ONLY AND SHALL NOT BE USED OTHERWISE WITHOUT WRITTEN PERMISSION OF SAB ENGINEERING INC.

03	ISSUED FOR TENDER	APR/11/24
02	ISSUED FOR PERMIT	JAN/09/24
01	ISSUED FOR COORDINATION	NOV/28/23



	drawn	E.T.
	last worked on by	
	checked	O.S.
	print date	2024.03.20

SAB ENGINEERING Inc.
 588 EDWARD AVE., UNIT 25, RICHMOND HILL, ONT. L4C 9Y6
 TEL (905) 787 8885 FAX (905) 787 8771

CHANGEROOM 1220 & WASHROOM 1221 – POWER PLAN – EXISTING & DEMOLITION WORK
 SCALE: 1:25

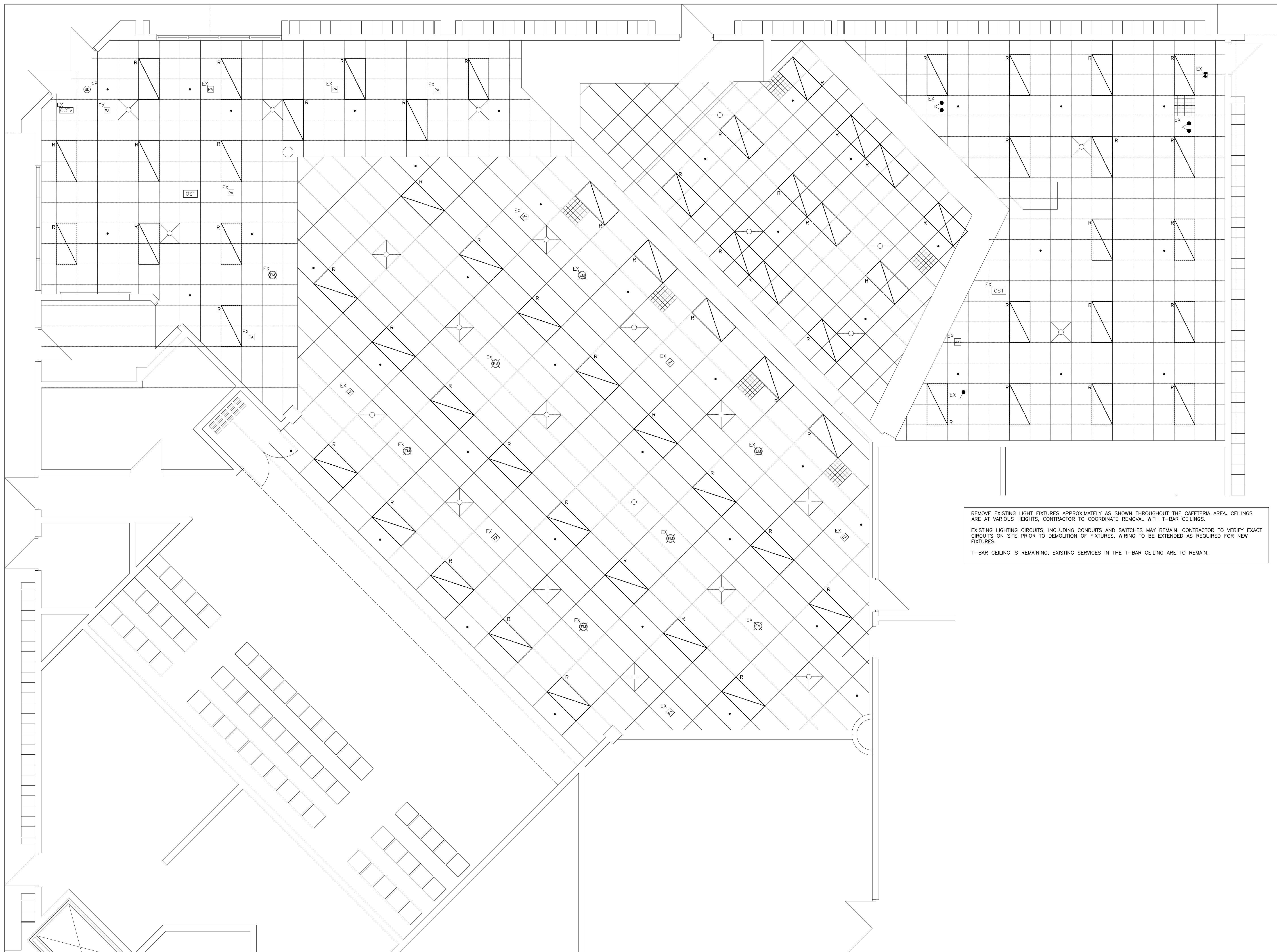
client
HAMILTON-WENTWORTH DISTRICT SCHOOL BOARD
 20 EDUCATION COURT
 HAMILTON ONTARIO

project
WASHROOM & CHANGEROOM RENOVATIONS AT WATERDOWN SECONDARY SCHOOL
 215 PARKSIDE DRIVE
 WATERDOWN ONTARIO

drawing title
CHANGEROOM 1220 & WASHROOM 1221 – POWER PLAN – EXISTING & DEMOLITION WORK

reference
 project no. 23-075 client reference number
 sheet no.

E - 07 03


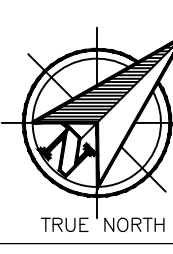



CAFETERIA 1177 - POWER PLAN - EXISTING & DEMOLITION WORK
SCALE: 1/8"

HWDSB

NOTE:
CONTRACTORS SHALL VERIFY AND BE RESPONSIBLE FOR ALL DIMENSIONS AND CONDITIONS ON THE JOB AND THE ENGINEER SHALL BE INFORMED OF ANY VARIATIONS FROM THE DIMENSIONS AND CONDITIONS SHOWN ON THE DRAWINGS. DO NOT SCALE DRAWINGS. SHOP DRAWINGS SHALL BE SUBMITTED TO THE ENGINEER FOR APPROVAL BEFORE PROCEEDING WITH FABRICATION. THIS DRAWING IS THE PROPERTY OF SAB ENGINEERING INC. AND SHALL NOT BE REPRODUCED WITHOUT THEIR PERMISSION AND UNLESS THE REPRODUCTION CARRIES THEIR NAME. ALL INFORMATION SHOWN ON THIS DRAWING IS FOR USE ON THE SPECIFIED PROJECT ONLY AND SHALL NOT BE USED OTHERWISE WITHOUT WRITTEN PERMISSION OF SAB ENGINEERING INC.

03	ISSUED FOR TENDER	APR/11/24
02	ISSUED FOR PERMIT	JAN/09/24
01	ISSUED FOR COORDINATION	NOV/28/23

No.	REVISIONS	date
 		
		scale

	drawn	E.T.
	last worked on by	
	checked	O.S.
	print date	2024.03.20

SAB ENGINEERING Inc.
588 EDWARD AVE., UNIT 25, RICHMOND HILL, ONT., L4C 9Y6
TEL: (905) 787 8885 FAX: (905) 787 8771

client
HAMILTON-WENTWORTH DISTRICT SCHOOL BOARD
20 EDUCATION COURT HAMILTON ONTARIO

project
WASHROOM & CHANGEROOM RENOVATIONS AT WATERDOWN SECONDARY SCHOOL
215 PARKSIDE DRIVE WATERDOWN ONTARIO

drawing title
CAFETERIA 1177- POWER PLAN - EXISTING & DEMOLITION WORK

reference	
project no.	client reference number
23-075	
sheet no.	
E - 08 03	

NEW WORK NOTES:

PROVIDE NEW LIGHT FIXTURES APPROXIMATELY AS SHOWN IN NEW DRYWALL CEILINGS. EXACT LOCATION AND QUANTITY OF LIGHTS TO BE VERIFIED ON SITE BY THE CONTRACTOR. PROVIDE ALL REQUIRED DRYWALL FRAMING FOR NEW LIGHTING FIXTURES.

PROVIDE NEW OCCUPANCY SENSORS IN ALL WASHROOM AREAS. EXACT LOCATION OF NEW SENSORS TO BE VERIFIED ON SITE BY THE CONTRACTOR. PROVIDE ALL REQUIRED POWER FOR NEW SENSORS.

PROVIDE NEW LIGHTING CIRCUIT WIRING FOR ALL NEW WASHROOMS AND LIGHT FIXTURES. ALL FIXTURES ARE TO BE WIRED TO THE SPACE'S RESPECTIVE OCCUPANCY SENSOR AND SWITCH.

FOR ALL GROUP WASHROOMS LIGHT SWITCH TO BE A SECURITY SWITCH OPERABLE ONLY BY A KEY.

PROVIDE NEW POWER FOR NEW HAND DRYERS IN THE WASHROOM AREAS AS SHOWN. RE-CONNECT DRYERS TO EXISTING CIRCUITS WHERE APPLICABLE AND EXTEND WIRING AS REQUIRED. OTHERWISE, PROVIDE NEW WIRING FOR NEW DRYERS FROM NEAREST POWER SOURCE. PROVIDE ADEQUATELY SIZED BREAKER AND UPDATE PANEL DIRECTORY. REFER TO MECHANICAL NOTES FOR DRYER SPECIFICATIONS.

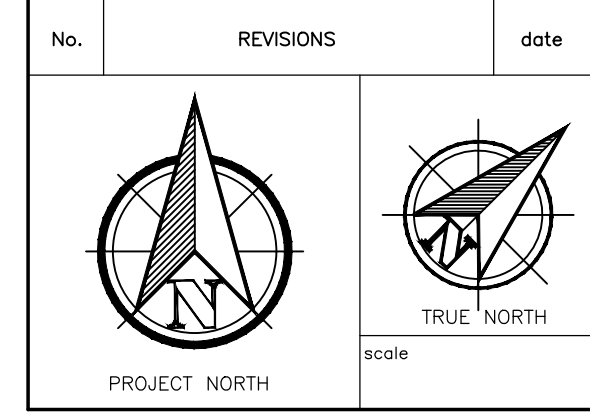
RE-INSTALL EXISTING SERVICES THAT WERE REMOVED AS PART OF THE CEILING REPLACEMENT. RE-CONNECT AND EXTEND WIRING AS REQUIRED. RE-VERIFY ANY FIRE ALARM DEVICES THAT ARE RE-INSTALLED.

PROVIDE NEW URINAL WATER FLUSHING MATRIX TO REPLACE EXISTING. PROVIDE ALL REQUIRED POWER AND WIRING.

PROVIDE ACCESS DOORS IN NEW DRYWALL CEILING FOR ELECTRICAL SERVICES AS REQUIRED. COORDINATE WITH MECHANICAL DIVISION.

NOTE:
CONTRACTORS SHALL VERIFY AND BE RESPONSIBLE FOR ALL DIMENSIONS AND CONDITIONS ON THE JOB AND THE ENGINEER SHALL BE INFORMED OF ANY VARIATIONS FROM THE DIMENSIONS AND CONDITIONS SHOWN ON THE DRAWINGS. DO NOT SCALE DRAWINGS. SHOP DRAWINGS SHALL BE SUBMITTED TO THE ENGINEER FOR APPROVAL BEFORE PROCEEDING WITH FABRICATION. THIS DRAWING IS THE PROPERTY OF SAB ENGINEERING INC. AND SHALL NOT BE REPRODUCED WITHOUT THEIR PERMISSION AND UNLESS THE REPRODUCTION CARRIES THEIR NAME. ALL INFORMATION SHOWN ON THIS DRAWING IS FOR USE ON THE SPECIFIED PROJECT ONLY AND SHALL NOT BE USED OTHERWISE WITHOUT WRITTEN PERMISSION OF SAB ENGINEERING INC.

03	ISSUED FOR TENDER	APR/11/24
02	ISSUED FOR PERMIT	JAN/09/24
01	ISSUED FOR COORDINATION	NOV/28/23



	drawn	E.T.
	last worked on by	
	checked	O.S.
	print date	2024.03.20

SAB ENGINEERING Inc.
 588 EDWARD AVE., UNIT 25, RICHMOND HILL, ONT. L4C 9Y6
 TEL (905) 787 8885 FAX (905) 787 8771

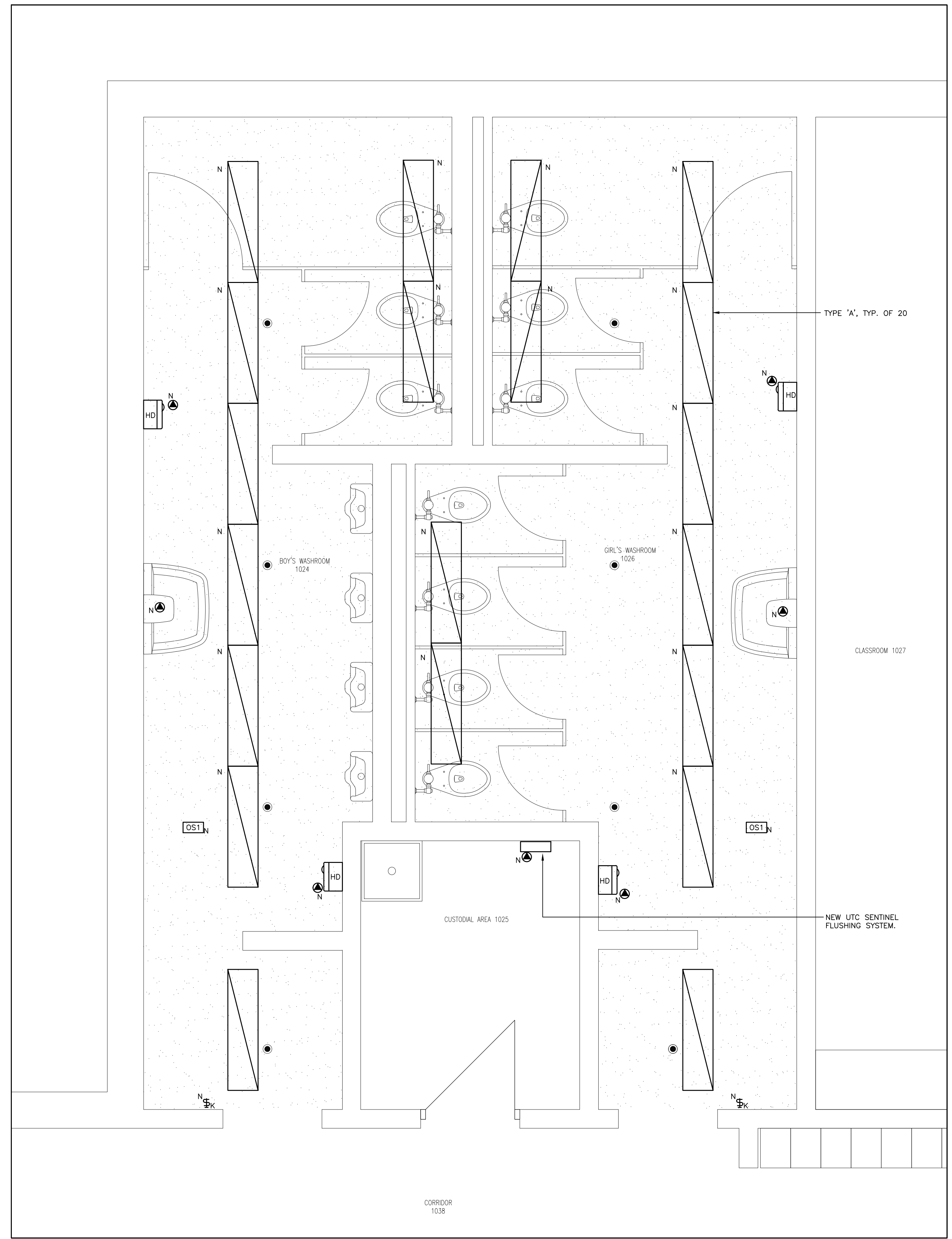
client
HAMILTON-WENTWORTH DISTRICT SCHOOL BOARD
 20 EDUCATION COURT HAMILTON ONTARIO

project
WASHROOM & CHANGEROOM RENOVATIONS AT WATERDOWN SECONDARY SCHOOL
 215 PARKSIDE DRIVE WATERDOWN ONTARIO

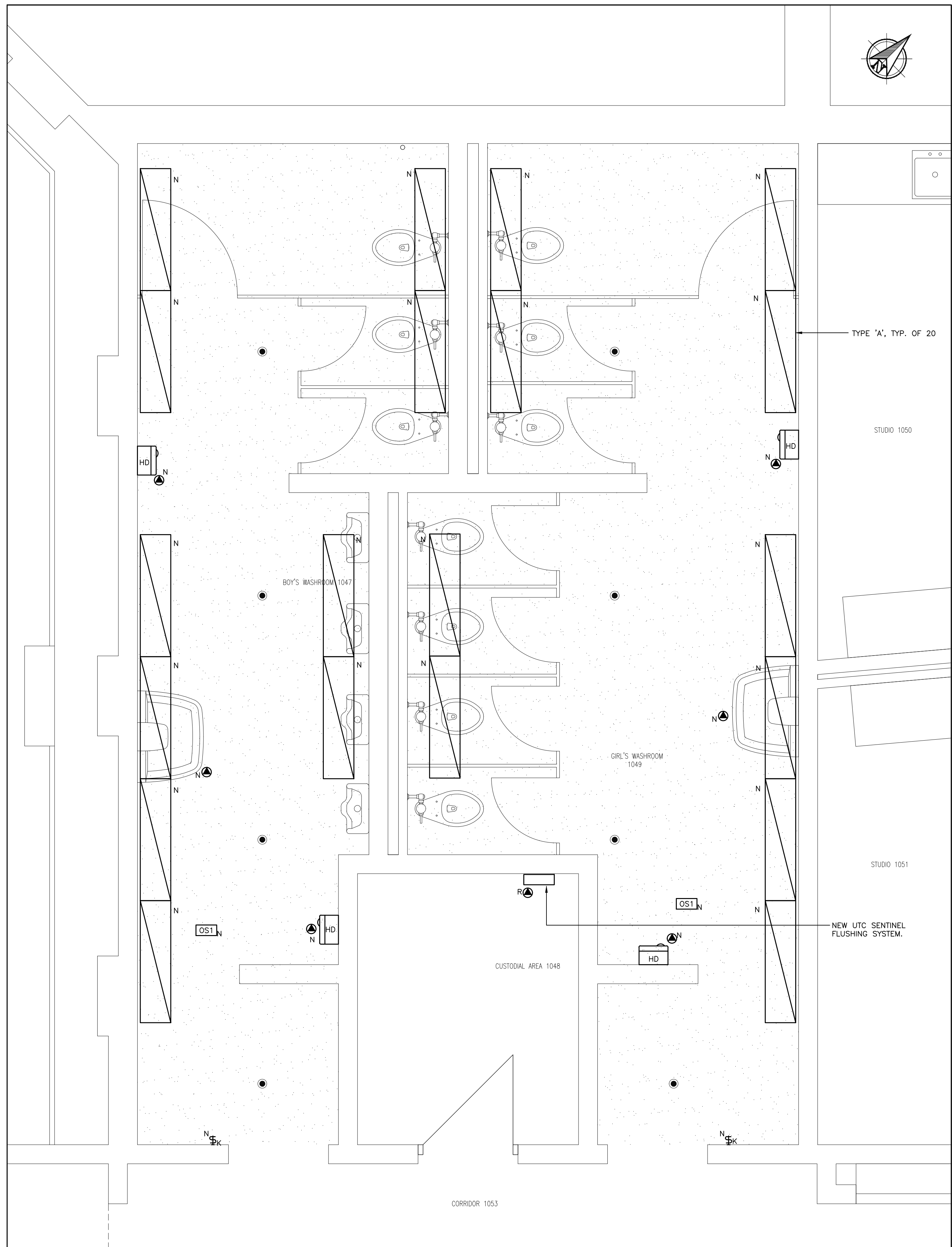
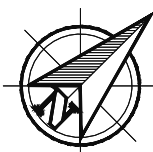
drawing title
WASHROOMS 1024, & 1026 - POWER PLAN - NEW WORK

reference	
project no.	client reference number
23-075	
sheet no.	

E - 09 03



WASHROOM 1024 & 1026 - POWER PLAN - NEW WORK
 SCALE: 1:25



NEW WORK NOTES:

PROVIDE NEW LIGHT FIXTURES APPROXIMATELY AS SHOWN IN NEW DRYWALL CEILINGS. EXACT LOCATION AND QUANTITY OF LIGHTS TO BE VERIFIED ON SITE BY THE CONTRACTOR. PROVIDE ALL REQUIRED DRYWALL FRAMING FOR NEW LIGHTING FIXTURES.

PROVIDE NEW OCCUPANCY SENSORS IN ALL WASHROOM AREAS. EXACT LOCATION OF NEW SENSORS TO BE VERIFIED ON SITE BY THE CONTRACTOR. PROVIDE ALL REQUIRED POWER FOR NEW SENSORS.

PROVIDE NEW LIGHTING CIRCUIT WIRING FOR ALL NEW WASHROOMS AND LIGHT FIXTURES. ALL FIXTURES ARE TO BE WIRED TO THE SPACE'S RESPECTIVE OCCUPANCY SENSOR AND SWITCH.

FOR ALL GROUP WASHROOMS LIGHT SWITCH TO BE A SECURITY SWITCH OPERABLE ONLY BY A KEY.

PROVIDE NEW HAND DRYERS IN THE WASHROOM AREAS AS SHOWN. RE-CONNECT DRYERS TO EXISTING CIRCUITS WHERE APPLICABLE AND EXTEND WIRING AS REQUIRED. OTHERWISE, PROVIDE NEW WIRING FOR NEW DRYERS FROM NEAREST POWER SOURCE. PROVIDE ADEQUATELY SIZED BREAKER AND UPDATE PANEL DIRECTORY. REFER TO MECHANICAL NOTES FOR DRYER SPECIFICATIONS.

RE-INSTALL EXISTING SERVICES THAT WERE REMOVED AS PART OF THE CEILING REPLACEMENT. RE-CONNECT AND EXTEND WIRING AS REQUIRED. RE-VERIFY ANY FIRE ALARM DEVICES THAT ARE RE-INSTALLED.

PROVIDE NEW UPINAL WATER FLUSHING MATRIX TO REPLACE EXISTING. PROVIDE ALL REQUIRED POWER AND WIRING.

PROVIDE ACCESS DOORS IN NEW DRYWALL CEILING FOR ELECTRICAL SERVICES AS REQUIRED. COORDINATE WITH MECHANICAL DIVISION.

HWDSB

NOTE:
CONTRACTORS SHALL VERIFY AND BE RESPONSIBLE FOR ALL DIMENSIONS AND CONDITIONS ON THE JOB AND THE ENGINEER SHALL BE INFORMED OF ANY VARIATIONS FROM THE DIMENSIONS AND CONDITIONS SHOWN ON THE DRAWINGS. DO NOT SCALE DRAWINGS. SHOP DRAWINGS SHALL BE SUBMITTED TO THE ENGINEER FOR APPROVAL BEFORE PROCEEDING WITH FABRICATION. THIS DRAWING IS THE PROPERTY OF SAB ENGINEERING INC. AND SHALL NOT BE REPRODUCED WITHOUT THEIR PERMISSION AND UNLESS THE REPRODUCTION CARRIES THEIR NAME. ALL INFORMATION SHOWN ON THIS DRAWING IS FOR USE ON THE SPECIFIED PROJECT ONLY AND SHALL NOT BE USED OTHERWISE WITHOUT WRITTEN PERMISSION OF SAB ENGINEERING INC.

03	ISSUED FOR TENDER	APR/11/24
02	ISSUED FOR PERMIT	JAN/09/24
01	ISSUED FOR COORDINATION	NOV/28/23

No.	REVISIONS	date
 PROJECT NORTH		
SEE PLAN		
TRUE NORTH		
scale		

drawn
E.T.

last worked on by

checked
O.S.

print date
2024.03.20

LICENCED PROFESSIONAL ENGINEER
APRIL, 2024
D. STRASHEIN
10058851
PROVINCE OF ONTARIO

SAB
ENGINEERING Inc.

588 EDWARD AVE., UNIT 25, RICHMOND HILL, ONT., L4C 9Y6
TEL. (905) 787 8885 FAX (905) 787 8771

client
HAMILTON-WENTWORTH DISTRICT SCHOOL BOARD
20 EDUCATION COURT
HAMILTON ONTARIO

project
WASHROOM & CHANGEROOM RENOVATIONS AT WATERDOWN SECONDARY SCHOOL
215 PARKSIDE DRIVE
WATERDOWN ONTARIO

drawing title
WASHROOMS 1047 & 1049 - POWER PLAN - NEW WORK

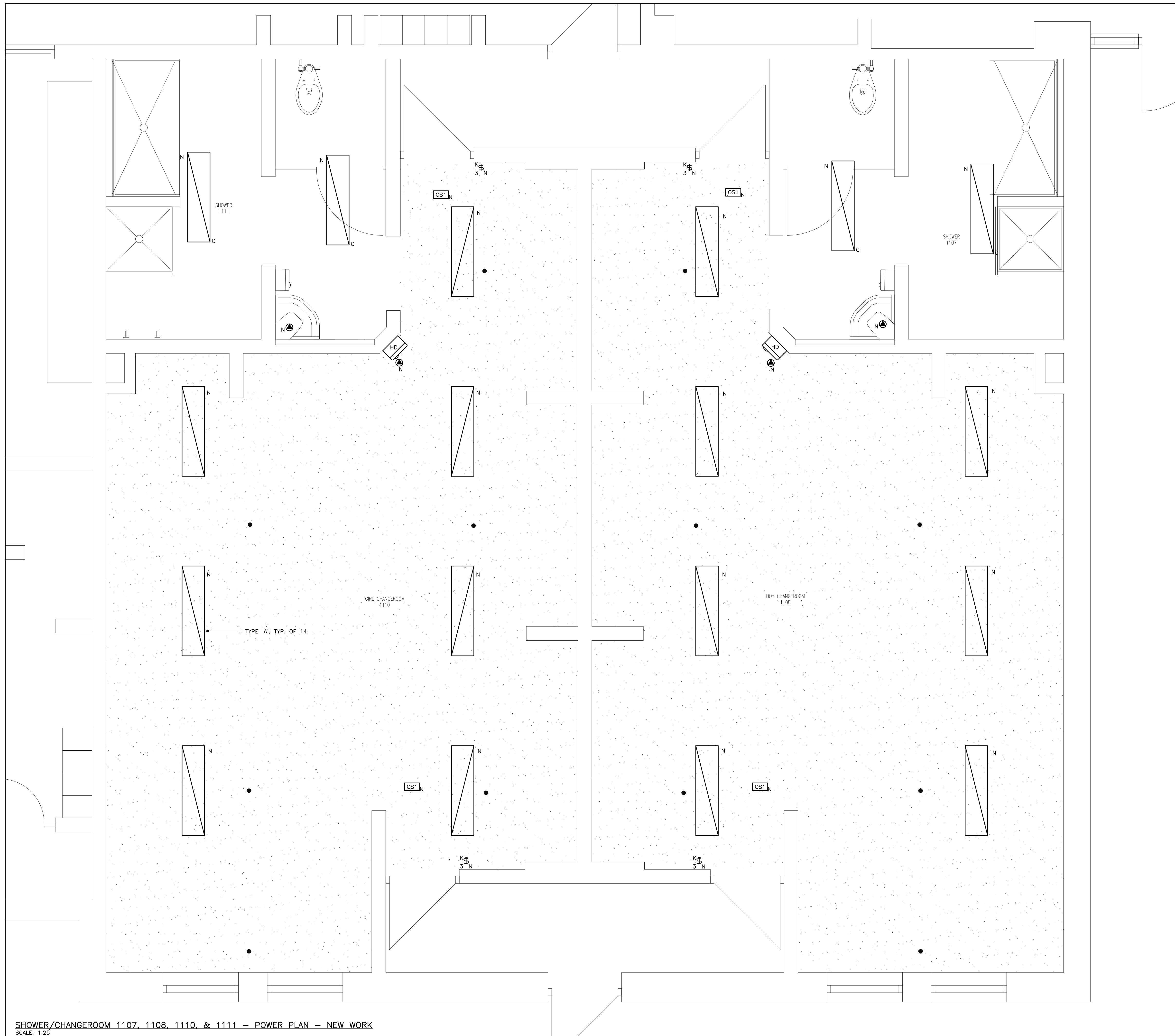
WASHROOM 1047 & 1049 - POWER PLAN - NEW WORK
SCALE: 1:25

reference

project no. 23-075 client reference number

sheet no.

E - 10 03



NEW WORK NOTES:

PROVIDE NEW LIGHT FIXTURES APPROXIMATELY AS SHOWN IN NEW DRYWALL CEILINGS. EXACT LOCATION AND QUANTITY OF LIGHTS TO BE VERIFIED ON SITE BY THE CONTRACTOR. PROVIDE ALL REQUIRED DRYWALL FRAMING FOR NEW LIGHTING FIXTURES.

PROVIDE NEW OCCUPANCY SENSORS IN ALL WASHROOM AREAS. EXACT LOCATION OF NEW SENSORS TO BE VERIFIED ON SITE BY THE CONTRACTOR. PROVIDE ALL REQUIRED POWER FOR NEW SENSORS.

PROVIDE NEW LIGHTING CIRCUIT WIRING FOR ALL NEW WASHROOMS AND LIGHT FIXTURES. ALL FIXTURES ARE TO BE WIRED TO THE SPACE'S RESPECTIVE OCCUPANCY SENSOR AND SWITCH.

FOR ALL GROUP WASHROOMS LIGHT SWITCH TO BE A SECURITY SWITCH OPERABLE ONLY BY A KEY.

PROVIDE NEW HAND DRYERS IN THE WASHROOM AREAS AS SHOWN. RE-CONNECT DRYERS TO EXISTING CIRCUITS WHERE APPLICABLE AND EXTEND WIRING AS REQUIRED. OTHERWISE, PROVIDE NEW WIRING FOR NEW DRYERS FROM NEAREST POWER SOURCE. PROVIDE ADEQUATELY SIZED BREAKER AND UPDATE PANEL DIRECTORY. REFER TO MECHANICAL NOTES FOR DRYER SPECIFICATIONS.

RE-INSTALL EXISTING SERVICES THAT WERE REMOVED AS PART OF THE CEILING REPLACEMENT. RE-CONNECT AND EXTEND WIRING AS REQUIRED. RE-VERIFY ANY FIRE ALARM DEVICES THAT ARE RE-INSTALLED.

PROVIDE NEW UPINAL WATER FLUSHING MATRIX TO REPLACE EXISTING. PROVIDE ALL REQUIRED POWER AND WIRING.

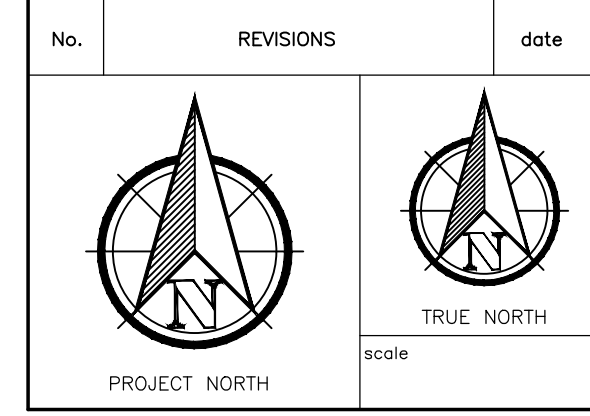
PROVIDE ACCESS DOORS IN NEW DRYWALL CEILING FOR ELECTRICAL SERVICES AS REQUIRED. COORDINATE WITH MECHANICAL DIVISION.

HWDSB

NOTE:

CONTRACTORS SHALL VERIFY AND BE RESPONSIBLE FOR ALL DIMENSIONS AND CONDITIONS ON THE JOB AND THE ENGINEER SHALL BE INFORMED OF ANY VARIATIONS FROM THE DIMENSIONS AND CONDITIONS SHOWN ON THE DRAWINGS. DO NOT SCALE DRAWINGS. SHOP DRAWINGS SHALL BE SUBMITTED TO THE ENGINEER FOR APPROVAL BEFORE PROCEEDING WITH FABRICATION. THIS DRAWING IS THE PROPERTY OF SAB ENGINEERING INC. AND SHALL NOT BE REPRODUCED WITHOUT THEIR PERMISSION AND UNLESS THE REPRODUCTION CARRIES THEIR NAME. ALL INFORMATION SHOWN ON THIS DRAWING IS FOR USE ON THE SPECIFIED PROJECT ONLY AND SHALL NOT BE USED OTHERWISE WITHOUT WRITTEN PERMISSION OF SAB ENGINEERING INC.

03	ISSUED FOR TENDER	APR/11/24
02	ISSUED FOR PERMIT	JAN/09/24
01	ISSUED FOR COORDINATION	NOV/28/23



	drawn	E.T.
	last worked on by	
	checked	O.S.
	print date	2024.03.20

SAB ENGINEERING Inc.

588 EDWARD AVE., UNIT 25, RICHMOND HILL, ONT. L4C 9Y6
TEL (905) 787 8885 FAX (905) 787 8771

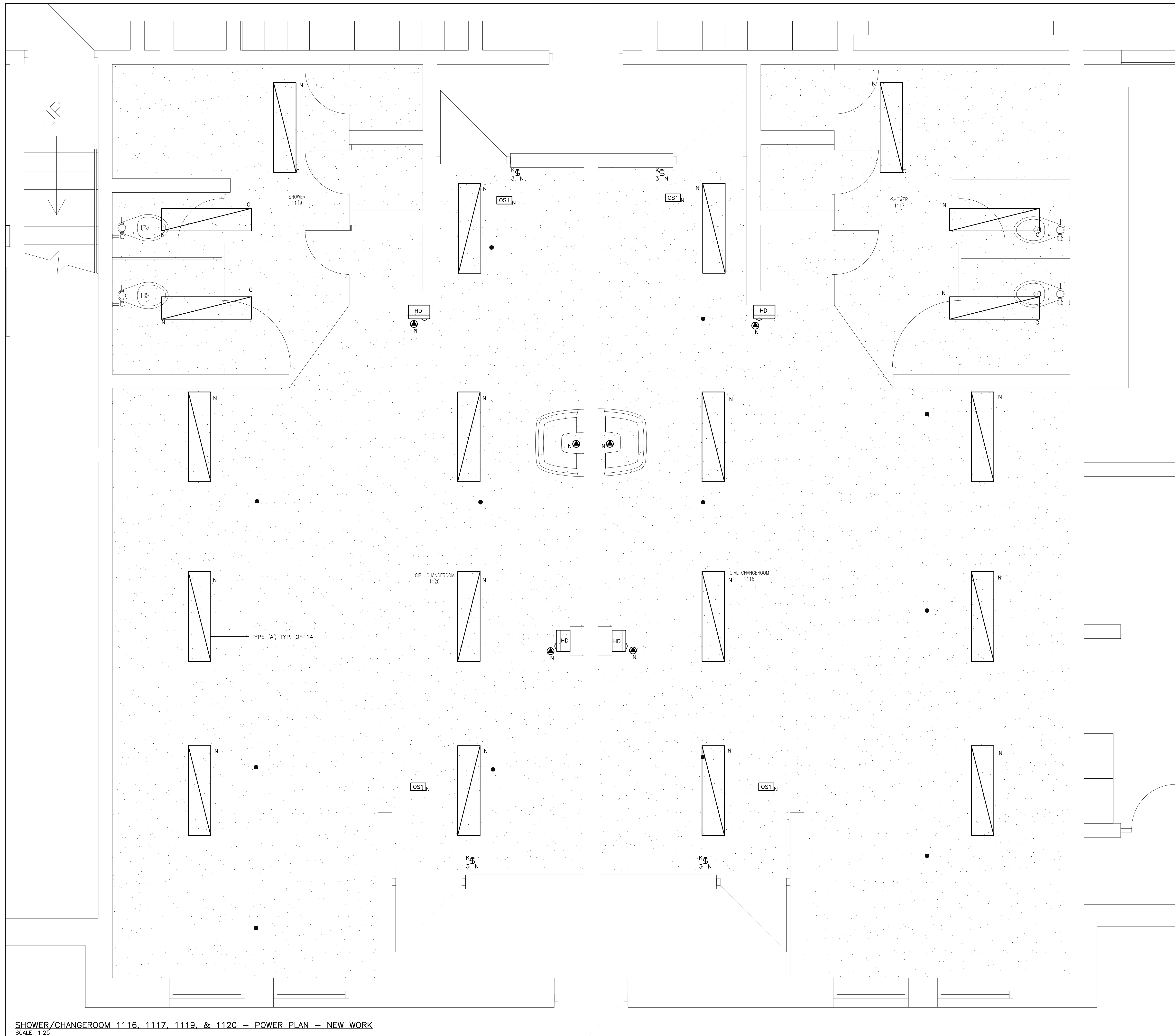
client
HAMILTON-WENTWORTH DISTRICT SCHOOL BOARD
20 EDUCATION COURT HAMILTON ONTARIO

project
WASHROOM & CHANGEROOM RENOVATIONS AT WATERDOWN SECONDARY SCHOOL
215 PARKSIDE DRIVE WATERDOWN ONTARIO

drawing title
CHANGEROOMS 1107, 1108, 1110, & 1111 - POWER PLAN - NEW WORK

SHOWER/CHANGEROOM 1107, 1108, 1110, & 1111 - POWER PLAN - NEW WORK
SCALE: 1:25

reference	
project no.	client reference number
23-075	
sheet no.	
E - 1 1 03	



NEW WORK NOTES:

PROVIDE NEW LIGHT FIXTURES APPROXIMATELY AS SHOWN IN NEW DRYWALL CEILINGS. EXACT LOCATION AND QUANTITY OF LIGHTS TO BE VERIFIED ON SITE BY THE CONTRACTOR. PROVIDE ALL REQUIRED DRYWALL FRAMING FOR NEW LIGHTING FIXTURES.

PROVIDE NEW OCCUPANCY SENSORS IN ALL WASHROOM AREAS. EXACT LOCATION OF NEW SENSORS TO BE VERIFIED ON SITE BY THE CONTRACTOR. PROVIDE ALL REQUIRED POWER FOR NEW SENSORS.

PROVIDE NEW LIGHTING CIRCUIT WIRING FOR ALL NEW WASHROOMS AND LIGHT FIXTURES. ALL FIXTURES ARE TO BE WIRED TO THE SPACE'S RESPECTIVE OCCUPANCY SENSOR AND SWITCH.

FOR ALL GROUP WASHROOMS LIGHT SWITCH TO BE A SECURITY SWITCH OPERABLE ONLY BY A KEY.

PROVIDE NEW HAND DRYERS IN THE WASHROOM AREAS AS SHOWN. RE-CONNECT DRYERS TO EXISTING CIRCUITS WHERE APPLICABLE AND EXTEND WIRING AS REQUIRED. OTHERWISE, PROVIDE NEW WIRING FOR NEW DRYERS FROM NEAREST POWER SOURCE. PROVIDE ADEQUATELY SIZED BREAKER AND UPDATE PANEL DIRECTORY. REFER TO MECHANICAL NOTES FOR DRYER SPECIFICATIONS.

RE-INSTALL EXISTING SERVICES THAT WERE REMOVED AS PART OF THE CEILING REPLACEMENT. RE-CONNECT AND EXTEND WIRING AS REQUIRED. RE-VERIFY ANY FIRE ALARM DEVICES THAT ARE RE-INSTALLED.

PROVIDE NEW URINAL WATER FLUSHING MATRIX TO REPLACE EXISTING. PROVIDE ALL REQUIRED POWER AND WIRING.

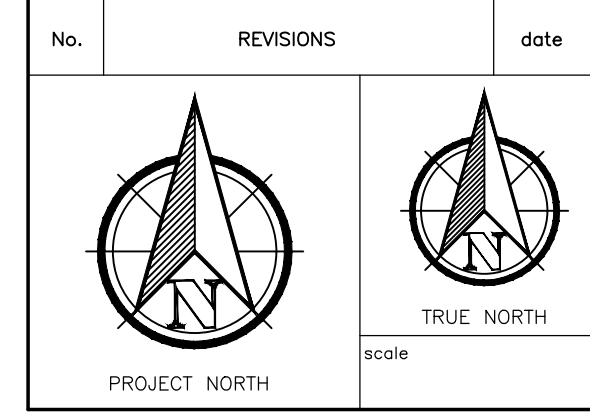
PROVIDE ACCESS DOORS IN NEW DRYWALL CEILING FOR ELECTRICAL SERVICES AS REQUIRED. COORDINATE WITH MECHANICAL DIVISION.

HWDSB

NOTE:

CONTRACTORS SHALL VERIFY AND BE RESPONSIBLE FOR ALL DIMENSIONS AND CONDITIONS ON THE JOB AND THE ENGINEER SHALL BE INFORMED OF ANY VARIATIONS FROM THE DIMENSIONS AND CONDITIONS SHOWN ON THE DRAWINGS. DO NOT SCALE DRAWINGS. SHOP DRAWINGS SHALL BE SUBMITTED TO THE ENGINEER FOR APPROVAL BEFORE PROCEEDING WITH FABRICATION. THIS DRAWING IS THE PROPERTY OF SAB ENGINEERING INC. AND SHALL NOT BE REPRODUCED WITHOUT THEIR PERMISSION AND UNLESS THE REPRODUCTION CARRIES THEIR NAME. ALL INFORMATION SHOWN ON THIS DRAWING IS FOR USE ON THE SPECIFIED PROJECT ONLY AND SHALL NOT BE USED OTHERWISE WITHOUT WRITTEN PERMISSION OF SAB ENGINEERING INC.

03	ISSUED FOR TENDER	APR/11/24
02	ISSUED FOR PERMIT	JAN/09/24
01	ISSUED FOR COORDINATION	NOV/28/23



drawn by: E.T.
last worked on by: [blank]
checked by: O.S.
print date: 2024.03.20

LICENSED PROFESSIONAL ENGINEER
APRIL, 2024
D. STRASHEIN
10058851
PROVINCE OF ONTARIO

SAB ENGINEERING Inc.
588 EDWARD AVE., UNIT 25, RICHMOND HILL, ONT. L4C 9Y6
TEL (905) 787 8885 FAX (905) 787 8771

client
HAMILTON-WENTWORTH DISTRICT SCHOOL BOARD
20 EDUCATION COURT HAMILTON ONTARIO

project
WASHROOM & CHANGEROOM RENOVATIONS AT WATERDOWN SECONDARY SCHOOL
215 PARKSIDE DRIVE WATERDOWN ONTARIO

drawing title
CHANGEROOMS 1116, 1117, 1119, & 1120 - POWER PLAN - NEW WORK

reference	project no. 23-075	client reference number
sheet no.	E - 1 2 0 3	

SHOWER/CHANGEROOM 1116, 1117, 1119, & 1120 - POWER PLAN - NEW WORK
SCALE: 1:25

NEW WORK NOTES:

PROVIDE NEW LIGHT FIXTURES APPROXIMATELY AS SHOWN IN NEW DRYWALL CEILINGS. EXACT LOCATION AND QUANTITY OF LIGHTS TO BE VERIFIED ON SITE BY THE CONTRACTOR. PROVIDE ALL REQUIRED DRYWALL FRAMING FOR NEW LIGHTING FIXTURES.

PROVIDE NEW OCCUPANCY SENSORS IN ALL WASHROOM AREAS. EXACT LOCATION OF NEW SENSORS TO BE VERIFIED ON SITE BY THE CONTRACTOR. PROVIDE ALL REQUIRED POWER FOR NEW SENSORS.

PROVIDE NEW LIGHTING CIRCUIT WIRING FOR ALL NEW WASHROOMS AND LIGHT FIXTURES. ALL FIXTURES ARE TO BE WIRED TO THE SPACE'S RESPECTIVE OCCUPANCY SENSOR AND SWITCH.

FOR ALL GROUP WASHROOMS LIGHT SWITCH TO BE A SECURITY SWITCH OPERABLE ONLY BY A KEY.

PROVIDE NEW HAND DRYERS IN THE WASHROOM AREAS AS SHOWN. RE-CONNECT DRYERS TO EXISTING CIRCUITS WHERE APPLICABLE AND EXTEND WIRING AS REQUIRED. OTHERWISE, PROVIDE NEW WIRING FOR NEW DRYERS FROM NEAREST POWER SOURCE. PROVIDE ADEQUATELY SIZED BREAKER AND UPDATE PANEL DIRECTORY. REFER TO MECHANICAL NOTES FOR DRYER SPECIFICATIONS.

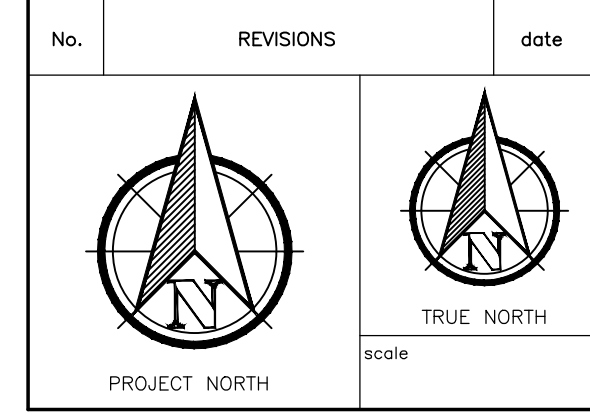
RE-INSTALL EXISTING SERVICES THAT WERE REMOVED AS PART OF THE CEILING REPLACEMENT. RE-CONNECT AND EXTEND WIRING AS REQUIRED. RE-VERIFY ANY FIRE ALARM DEVICES THAT ARE RE-INSTALLED.

PROVIDE NEW URINAL WATER FLUSHING MATRIX TO REPLACE EXISTING. PROVIDE ALL REQUIRED POWER AND WIRING.

PROVIDE ACCESS DOORS IN NEW DRYWALL CEILING FOR ELECTRICAL SERVICES AS REQUIRED. COORDINATE WITH MECHANICAL DIVISION.

NOTE:
CONTRACTORS SHALL VERIFY AND BE RESPONSIBLE FOR ALL DIMENSIONS AND CONDITIONS ON THE JOB AND THE ENGINEER SHALL BE INFORMED OF ANY VARIATIONS FROM THE DIMENSIONS AND CONDITIONS SHOWN ON THE DRAWINGS. DO NOT SCALE DRAWINGS. SHOP DRAWINGS SHALL BE SUBMITTED TO THE ENGINEER FOR APPROVAL BEFORE PROCEEDING WITH FABRICATION. THIS DRAWING IS THE PROPERTY OF SAB ENGINEERING INC. AND SHALL NOT BE REPRODUCED WITHOUT THEIR PERMISSION AND UNLESS THE REPRODUCTION CARRIES THEIR NAME. ALL INFORMATION SHOWN ON THIS DRAWING IS FOR USE ON THE SPECIFIED PROJECT ONLY AND SHALL NOT BE USED OTHERWISE WITHOUT WRITTEN PERMISSION OF SAB ENGINEERING INC.

03	ISSUED FOR TENDER	APR/11/24
02	ISSUED FOR PERMIT	JAN/09/24
01	ISSUED FOR COORDINATION	NOV/28/23



	drawn	E.T.
	last worked on by	
	checked	O.S.
	print date	2024.03.20

SAB ENGINEERING Inc.
 588 EDWARD AVE., UNIT 25, RICHMOND HILL, ONT. L4C 9Y6
 TEL. (905) 787 8885 FAX (905) 787 8771

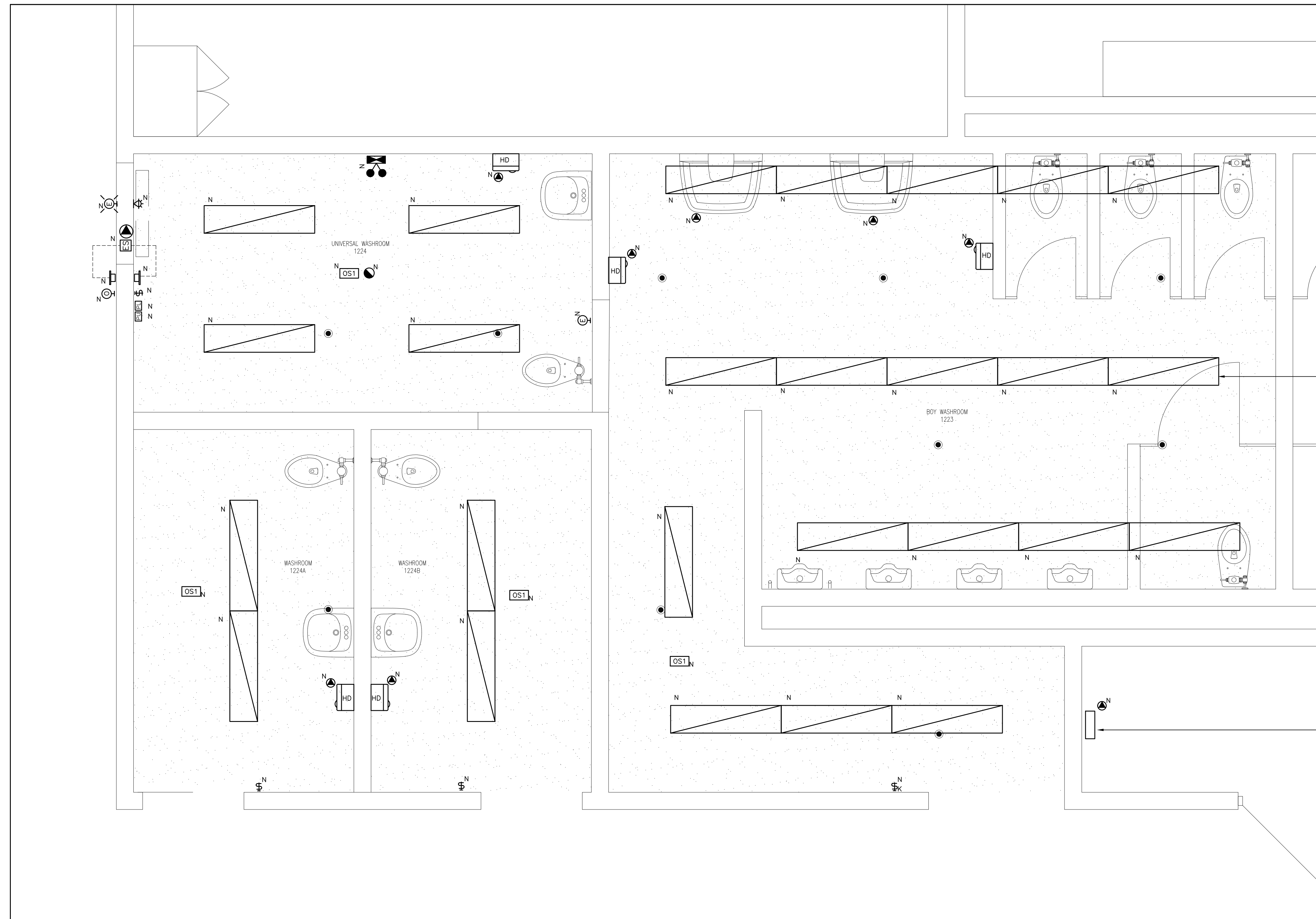
client
HAMILTON-WENTWORTH DISTRICT SCHOOL BOARD
 20 EDUCATION COURT HAMILTON ONTARIO

project
WASHROOM & CHANGEROOM RENOVATIONS AT WATERDOWN SECONDARY SCHOOL
 215 PARKSIDE DRIVE WATERDOWN ONTARIO

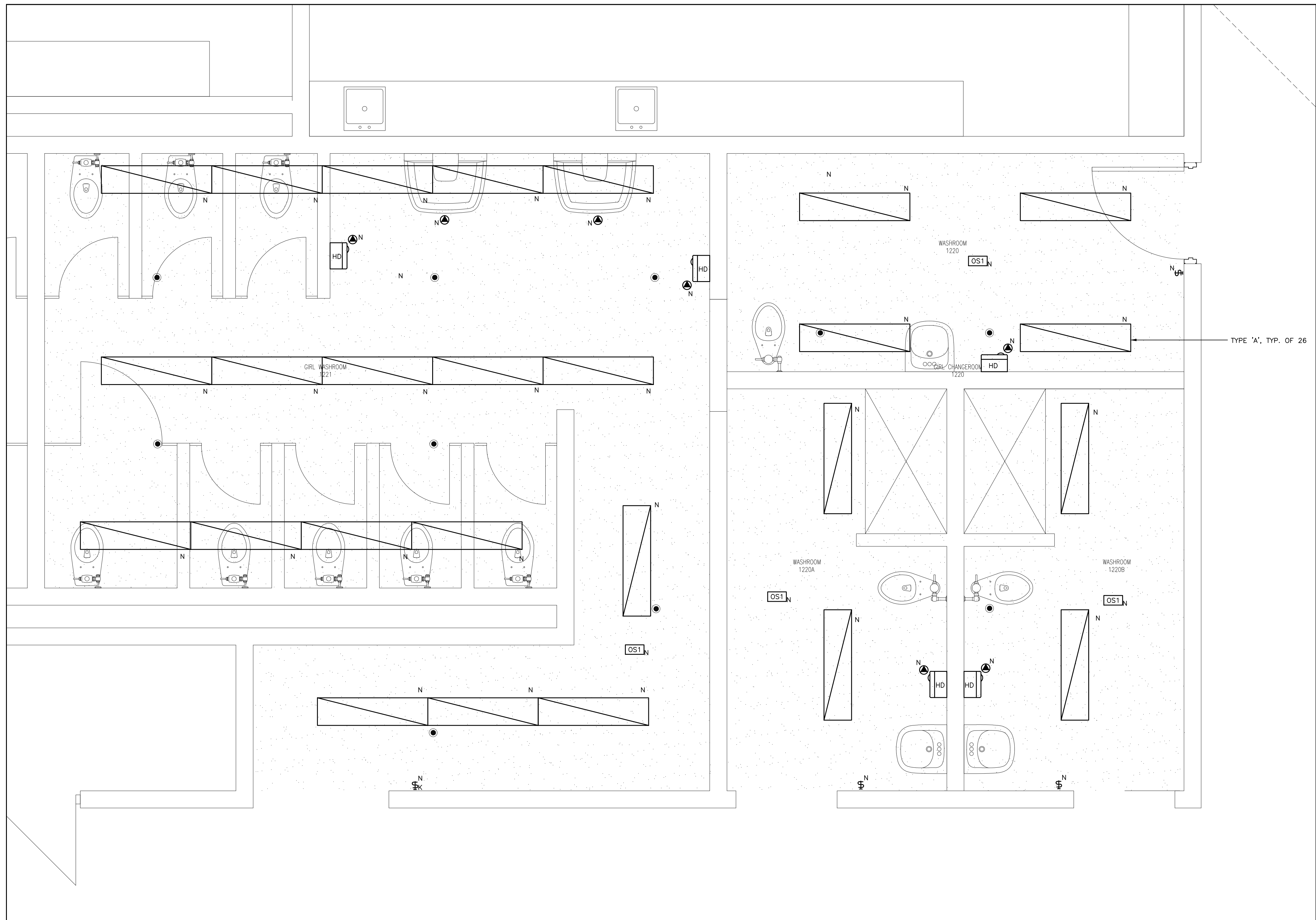
drawing title
WASHROOMS 1223, 1224, 1224A, & 1224B - POWER PLAN - NEW WORK

reference	
project no.	client reference number
23-075	

sheet no.
E - 13 03



WASHROOM 1223, 1224, 1224A & 1224B - POWER PLAN - NEW WORK
 SCALE: 1:25



WASHROOM 1221, 1220, 1220A & 1220B - POWER PLAN - NEW WORK
SCALE: 1:25

NEW WORK NOTES:

PROVIDE NEW LIGHT FIXTURES APPROXIMATELY AS SHOWN IN NEW DRYWALL CEILINGS. EXACT LOCATION AND QUANTITY OF LIGHTS TO BE VERIFIED ON SITE BY THE CONTRACTOR. PROVIDE ALL REQUIRED DRYWALL FRAMING FOR NEW LIGHTING FIXTURES.

PROVIDE NEW OCCUPANCY SENSORS IN ALL WASHROOM AREAS. EXACT LOCATION OF NEW SENSORS TO BE VERIFIED ON SITE BY THE CONTRACTOR. PROVIDE ALL REQUIRED POWER FOR NEW SENSORS.

PROVIDE NEW LIGHTING CIRCUIT WIRING FOR ALL NEW WASHROOMS AND LIGHT FIXTURES. ALL FIXTURES ARE TO BE WIRED TO THE SPACE'S RESPECTIVE OCCUPANCY SENSOR AND SWITCH.

FOR ALL GROUP WASHROOMS LIGHT SWITCH TO BE A SECURITY SWITCH OPERABLE ONLY BY A KEY.

PROVIDE NEW HAND DRYERS IN THE WASHROOM AREAS AS SHOWN. RE-CONNECT DRYERS TO EXISTING CIRCUITS WHERE APPLICABLE AND EXTEND WIRING AS REQUIRED. OTHERWISE, PROVIDE NEW WIRING FOR NEW DRYERS FROM NEAREST POWER SOURCE. PROVIDE ADEQUATELY SIZED BREAKER AND UPDATE PANEL DIRECTORY. REFER TO MECHANICAL NOTES FOR DRYER SPECIFICATIONS.

RE-INSTALL EXISTING SERVICES THAT WERE REMOVED AS PART OF THE CEILING REPLACEMENT. RE-CONNECT AND EXTEND WIRING AS REQUIRED. RE-VERIFY ANY FIRE ALARM DEVICES THAT ARE RE-INSTALLED.

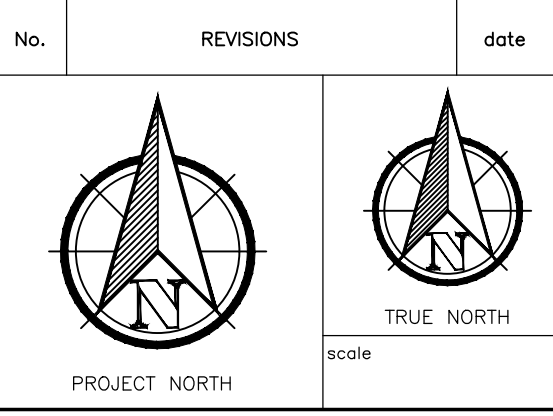
PROVIDE NEW URINAL WATER FLUSHING MATRIX TO REPLACE EXISTING. PROVIDE ALL REQUIRED POWER AND WIRING.

PROVIDE ACCESS DOORS IN NEW DRYWALL CEILING FOR ELECTRICAL SERVICES AS REQUIRED. COORDINATE WITH MECHANICAL DIVISION.



NOTE:
CONTRACTORS SHALL VERIFY AND BE RESPONSIBLE FOR ALL DIMENSIONS AND CONDITIONS ON THE JOB AND THE ENGINEER SHALL BE INFORMED OF ANY VARIATIONS FROM THE DIMENSIONS AND CONDITIONS SHOWN ON THE DRAWINGS. DO NOT SCALE DRAWINGS. SHOP DRAWINGS SHALL BE SUBMITTED TO THE ENGINEER FOR APPROVAL BEFORE PROCEEDING WITH FABRICATION. THIS DRAWING IS THE PROPERTY OF SAB ENGINEERING INC. AND SHALL NOT BE REPRODUCED WITHOUT THEIR PERMISSION AND UNLESS THE REPRODUCTION CARRIES THEIR NAME. ALL INFORMATION SHOWN ON THIS DRAWING IS FOR USE ON THE SPECIFIED PROJECT ONLY AND SHALL NOT BE USED OTHERWISE WITHOUT WRITTEN PERMISSION OF SAB ENGINEERING INC.

03	ISSUED FOR TENDER	APR/11/24
02	ISSUED FOR PERMIT	JAN/09/24
01	ISSUED FOR COORDINATION	NOV/28/23



	drawn	E.T.
	last worked on by	
	checked	O.S.
	print date	2024.03.20

SAB ENGINEERING Inc.
588 EDWARD AVE., UNIT 25, RICHMOND HILL, ONT. L4C 9Y6
TEL. (905) 787 8885 FAX (905) 787 8771

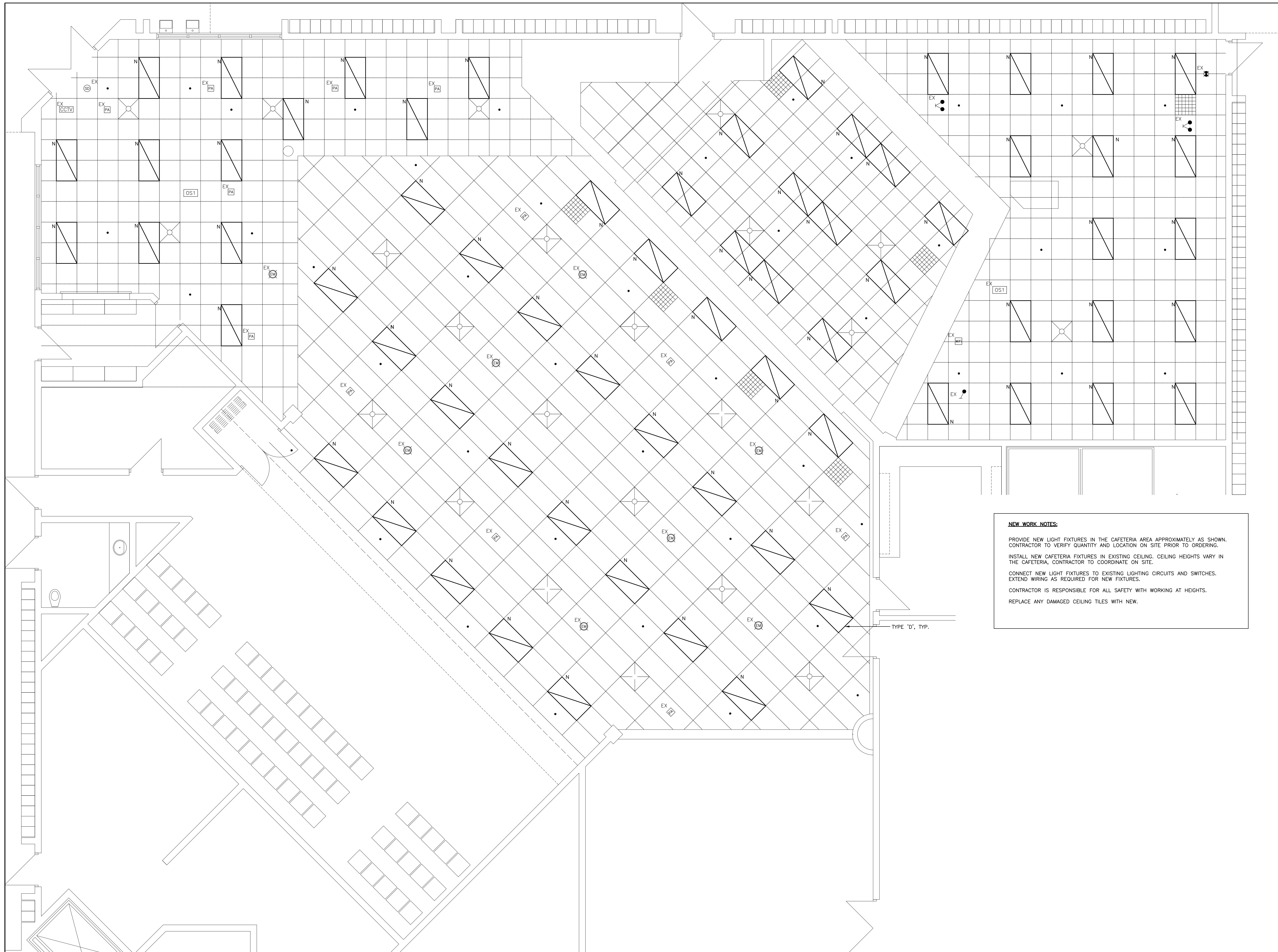
client
HAMILTON-WENTWORTH DISTRICT SCHOOL BOARD
20 EDUCATION COURT HAMILTON ONTARIO

project
WASHROOM & CHANGEROOM RENOVATIONS AT WATERDOWN SECONDARY SCHOOL
215 PARKSIDE DRIVE WATERDOWN ONTARIO

drawing title
WASHROOMS 1221, 1220, 1220A, & 1220B - POWER PLAN - NEW WORK

project no.	client reference number
23-075	

sheet no.
E - 1 4 0 3

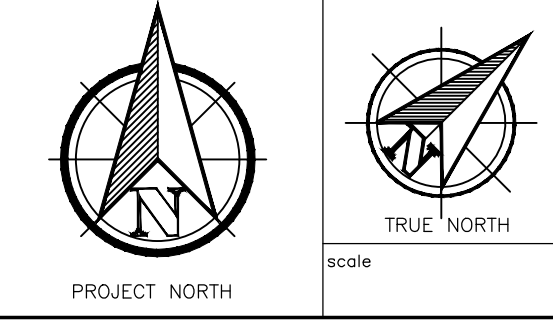


CAFETERIA 1177 - POWER PLAN - NEW WORK
SCALE: 1/8"

NOTE:
CONTRACTORS SHALL VERIFY AND BE RESPONSIBLE FOR ALL DIMENSIONS AND CONDITIONS ON THE JOB AND THE ENGINEER SHALL BE INFORMED OF ANY VARIATIONS FROM THE DIMENSIONS AND CONDITIONS SHOWN ON THE DRAWINGS. DO NOT SCALE DRAWINGS. SHOP DRAWINGS SHALL BE SUBMITTED TO THE ENGINEER FOR APPROVAL BEFORE PROCEEDING WITH FABRICATION. THIS DRAWING IS THE PROPERTY OF SAB ENGINEERING INC. AND SHALL NOT BE REPRODUCED WITHOUT THEIR PERMISSION AND UNLESS THE REPRODUCTION CARRIES THEIR NAME. ALL INFORMATION SHOWN ON THIS DRAWING IS FOR USE ON THE SPECIFIED PROJECT ONLY AND SHALL NOT BE USED OTHERWISE WITHOUT WRITTEN PERMISSION OF SAB ENGINEERING INC.

03	ISSUED FOR TENDER	APR/11/24
02	ISSUED FOR PERMIT	JAN/09/24
01	ISSUED FOR COORDINATION	NOV/28/23

No.	REVISIONS	date



drawn by E.T.
last worked on by
checked by O.S.
print date 2024.03.20



NEW WORK NOTES:
 PROVIDE NEW LIGHT FIXTURES IN THE CAFETERIA AREA APPROXIMATELY AS SHOWN. CONTRACTOR TO VERIFY QUANTITY AND LOCATION ON SITE PRIOR TO ORDERING.
 INSTALL NEW CAFETERIA FIXTURES IN EXISTING CEILING. CEILING HEIGHTS VARY IN THE CAFETERIA, CONTRACTOR TO COORDINATE ON SITE.
 CONNECT NEW LIGHT FIXTURES TO EXISTING LIGHTING CIRCUITS AND SWITCHES. EXTEND WIRING AS REQUIRED FOR NEW FIXTURES.
 CONTRACTOR IS RESPONSIBLE FOR ALL SAFETY WITH WORKING AT HEIGHTS.
 REPLACE ANY DAMAGED CEILING TILES WITH NEW.

SAB ENGINEERING Inc.
 588 EDWARD AVE., UNIT 25, RICHMOND HILL, ONT. L4C 9Y6
 TEL. (905) 787 8885 FAX (905) 787 8771

client
HAMILTON-WENTWORTH DISTRICT SCHOOL BOARD
 20 EDUCATION COURT HAMILTON ONTARIO
 project
WASHROOM & CHANGEROOM RENOVATIONS AT WATERDOWN SECONDARY SCHOOL
 215 PARKSIDE DRIVE WATERDOWN ONTARIO

drawing title
CAFETERIA 1177- POWER PLAN - NEW WORK

reference	
project no. 23-075	client reference number
sheet no.	