

# HESS STREET ELEMENTARY SCHOOL RENOVATION PROJECT

---

107 Hess STREET NORTH, HAMILTON, ON L8R 2T1



**ISSUED FOR TENDER  
MARCH 2024**

**DRAWING LIST**

**ARCHITECTURAL**

	COVER PAGE
A001	DRAWING LIST, GENERAL NOTES, STAGING AREA SITE PLAN AND DETAILS
A002	OVERALL FLOOR PLANS
A100	PARTIAL GROUND FLOOR PLANS - GENERAL - DEMOLITION & NEW
A101	PARTIAL GROUND FLOOR PLANS - GENERAL - DEMOLITION & NEW
A102	PARTIAL SECOND FLOOR PLANS - GENERAL - DEMOLITION & NEW
A200	PARTIAL GROUND FLOOR PLANS - REFLECTED CEILING PLAN - DEMOLITION & NEW
A201	PARTIAL GROUND FLOOR PLANS - REFLECTED CEILING PLAN - DEMOLITION & NEW
A202	PARTIAL SECOND FLOOR PLANS - REFLECTED CEILING PLAN - DEMOLITION & NEW
A300A	PARTIAL GROUND FLOOR PLANS - FLOOR FINISH PLAN - DEMOLITION & NEW
A300B	GYMNASIUM 105 - GAME LINES - NEW
A301	PARTIAL GROUND FLOOR PLANS - FLOOR FINISH PLAN - DEMOLITION & NEW
A302	PARTIAL SECOND FLOOR PLANS - FLOOR FINISH PLAN - DEMOLITION & NEW
A400	INTERIOR ELEVATIONS
A401	INTERIOR ELEVATIONS
A402	INTERIOR ELEVATIONS
A500	SCHEDULES

**STRUCTURAL**

\*REFER TO MECHANICAL DRAWING PACKAGE FOR THE FULL STRUCTURAL DRAWING LIST

**MECHANICAL**

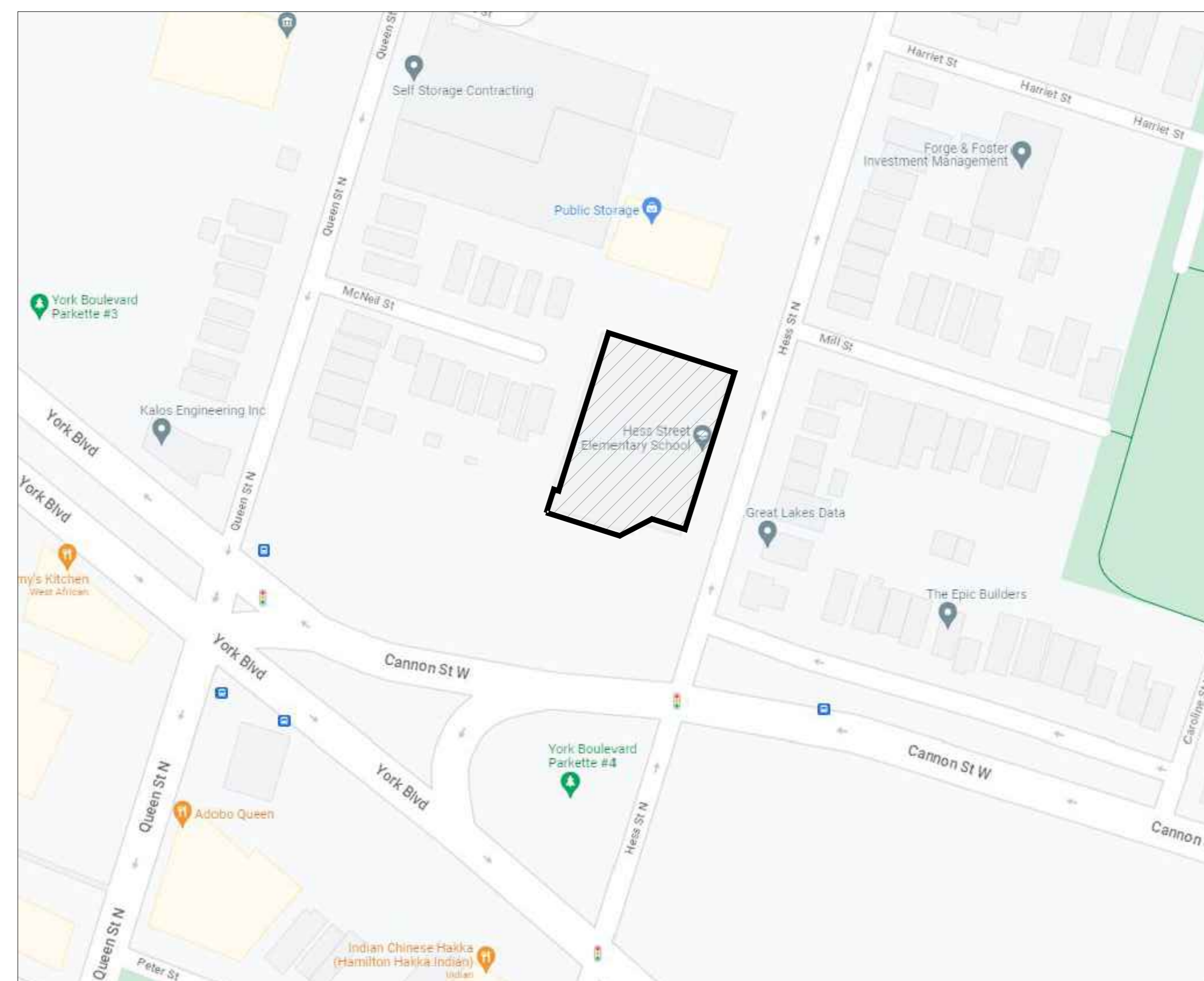
\*REFER TO MECHANICAL DRAWING PACKAGE FOR THE FULL MECHANICAL DRAWING LIST

**ELECTRICAL**

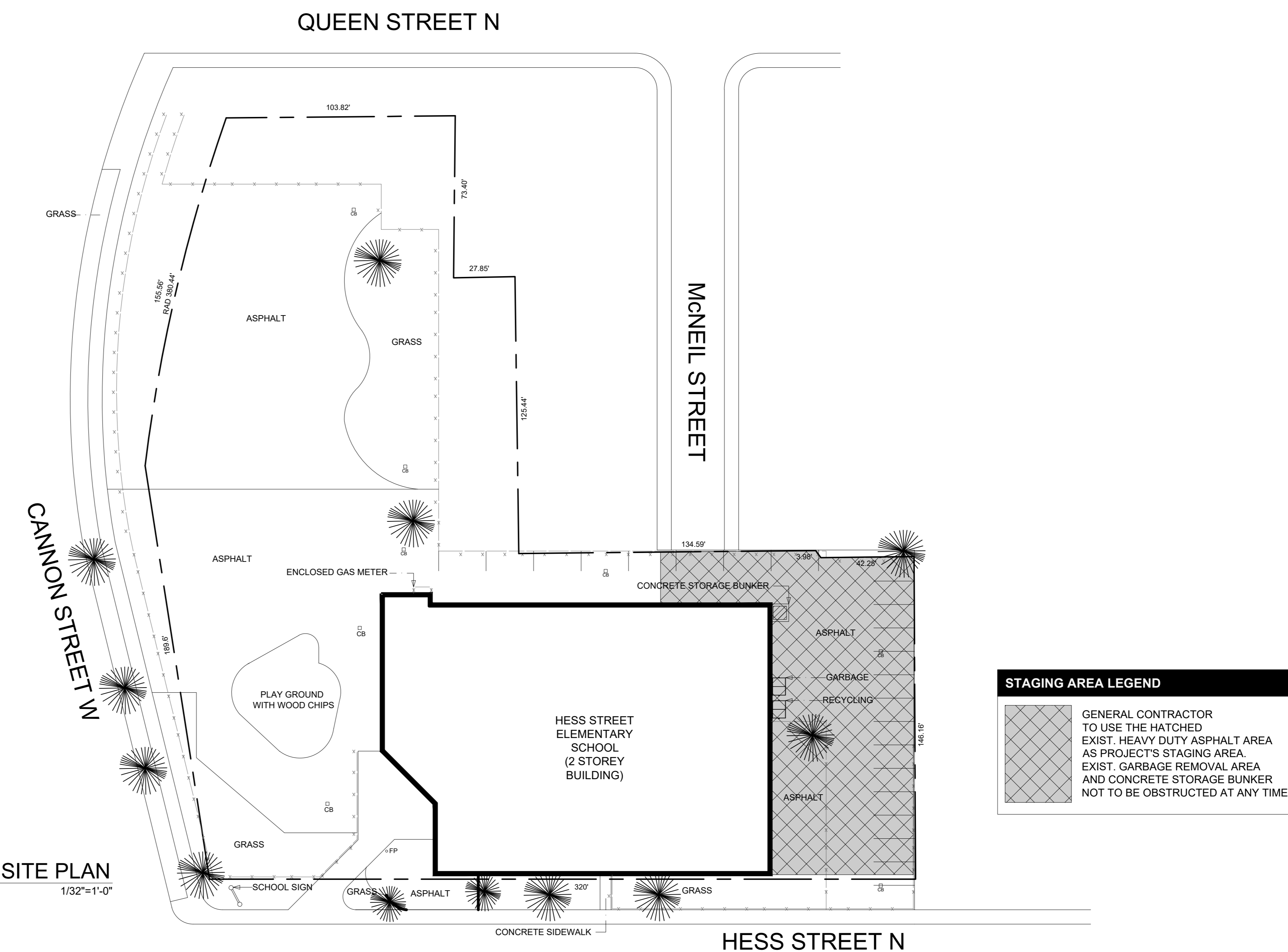
\*REFER TO ELECTRICAL DRAWING PACKAGE FOR THE FULL ELECTRICAL DRAWING LIST

**GENERAL NOTES & CONDITIONS**

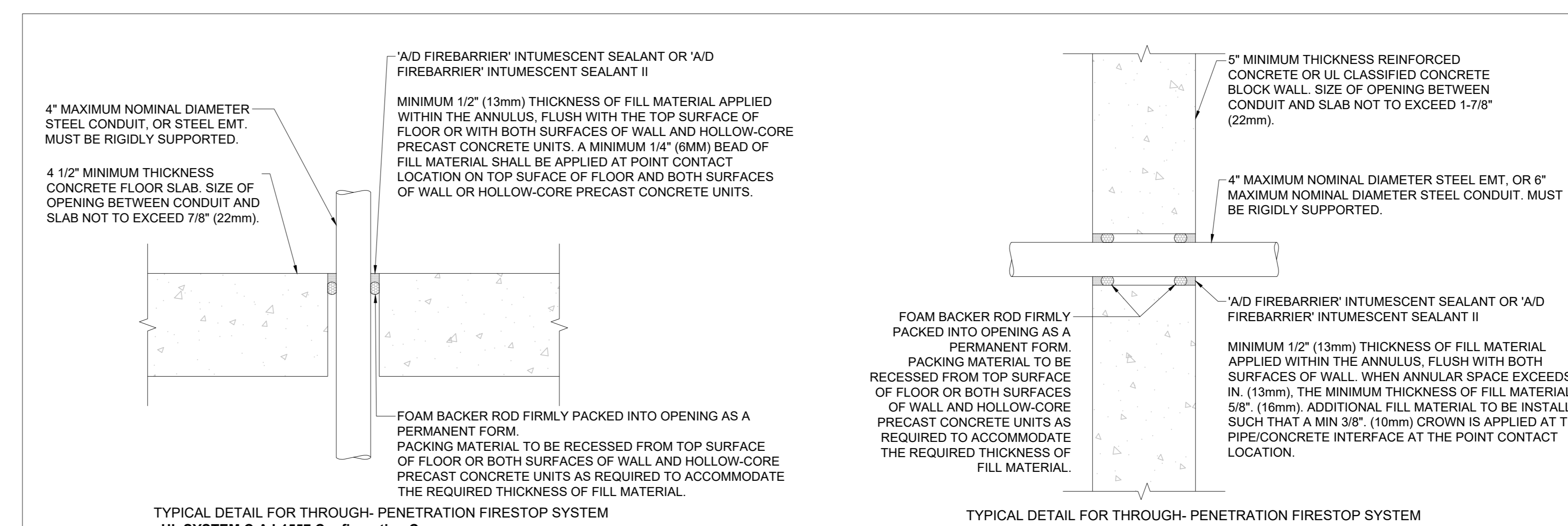
- GENERAL CONTRACTOR IS RESPONSIBLE TO CHECK AND VERIFY ALL DIMENSIONS ON SITE.
- CHECK ALL MATERIALS USED IN CONSTRUCTION FOR DEFECTS. ONLY NEW, UNBLEMISHED MATERIALS TO BE USED.
- THE WORK SHOWN ON THE DRAWINGS AND SPECIFICATIONS MAY OR MAY NOT BE ALL THE WORK REQUIRED. DO ALL DEMOLITION, MAKE GOOD ALL FINISHES AND EXECUTE ALL NECESSARY WORK INCLUDING INCIDENTALS TO MAKE A COMPLETE JOB OF THE ALTERATIONS.
- WHERE NEW WORK, INCLUDING ALL ELECTRICAL AND MECHANICAL WORK, CONNECTS WITH EXISTING AND WHERE EXISTING WORK IS ALTERED, ALL NECESSARY CUTTING AND FITTING REQUIRED TO MAKE SATISFACTORY CONNECTIONS WITH THE EXISTING WORK SHALL BE PERFORMED UNDER THIS CONTRACT SO AS TO LEAVE THE ENTIRE WORK IN A FINISHED AND WORKMANLIKE CONDITION.
- WHERE EXISTING WORK IS TO BE MADE GOOD THE NEW WORK SHALL MATCH EXACTLY THE OLD WORK IN MATERIAL, FORM, CONSTRUCTION AND FINISH UNLESS OTHERWISE NOTED OR SPECIFIED.
- WORKING HOURS: CONFIRM WORK SCHEDULE WITH THE BOARD PRIOR TO THE COMMENCEMENT OF THE WORK. CONTRACT TO INCLUDE WORK TO BE PERFORMED AFTER SCHOOL HOURS AND ON WEEKENDS.
- MAKE GOOD ALL SURFACES DISTURBED BY THE EXECUTION OF THIS CONTRACT WHETHER SUCH SURFACES ARE LOCATED WITHIN THE AREA OF WORK OR NOT. MAKE GOOD TO NEW CONDITION MATCHING SURROUNDING SURFACES.
- GENERAL CONTRACTOR SHALL CORRELATE AND COORDINATE HIS WORK WITH THAT OF OTHER CONTRACTORS HAVING SEPARATE CONTRACTS WITH THE OWNER IN ORDER TO COMPLETE THE WORK AS EXPEDITIOUSLY AS POSSIBLE.
- REFER TO DESIGNATED SUBSTANCE REPORT FOR THE EXTENT AND LEVEL OF ABATEMENT REQUIRED TO PERFORM CONTRACT.
- SUBMIT ONE (1) ELECTRONIC COPY OF BUILT DRAWINGS (IN AUTOCAD AND PDF FORMATS) PRIOR TO SUBSTANTIAL COMPLETION OR WORK.



**1 KEY PLAN**  
SCALE: N.T.S.



**2 STAGING AREA SITE PLAN**  
SCALE: 1/32"=1'-0"



**3 2 HOUR VERTICAL FIRESTOPPING DETAIL**  
SCALE: N.T.S.

**4 1 HOUR HORIZONTAL FIRESTOPPING DETAIL**  
SCALE: N.T.S.

**NOTE:**

A. GENERAL CONTRACTOR IS RESPONSIBLE FOR X-RAY STUDY OF EXISTING CONCRETE SLAB, WALL & BEAM BEFORE CUTTING / CORING TO ENSURE STRUCTURAL INTEGRITY OF THE FLOOR SLAB, WALLS, STRUCTURAL FRAMING AND NO EXISTING UNDERGROUND SERVICES TO BE AFFECTED, TYP.

B. GENERAL CONTRACTOR IS RESPONSIBLE TO CUT, REPAIR, PATCH, FIRESTOP AND INFILL EXISTING WALL AND FLOOR TO ACCOMMODATE NEW ELECTRICAL CONDUIT AND MECHANICAL PIPE OPENING, TYP.

C. GENERAL CONTRACTOR IS RESPONSIBLE TO COORDINATE WITH ELECTRICAL, SECURITY, MECHANICAL CONTRACTOR FOR LOCATION AND NUMBER OF THE OPENINGS FOR THE WALL AND FLOOR PENETRATION, TYP.

NO.	DESCRIPTION	DATE
5	ISSUED FOR TENDER	2024 MAR.
4	ISSUED FOR TENDER	2024.02.20
3	ISSUED FOR 50% CLIENT REVIEW	2024.02.15
2	ISSUED FOR BUILDING PERMIT	2024.02.02
1	ISSUED FOR CLIENT REVIEW	2023.11.20



**HESS STREET ELEMENTARY SCHOOL RENOVATION PROJECT**

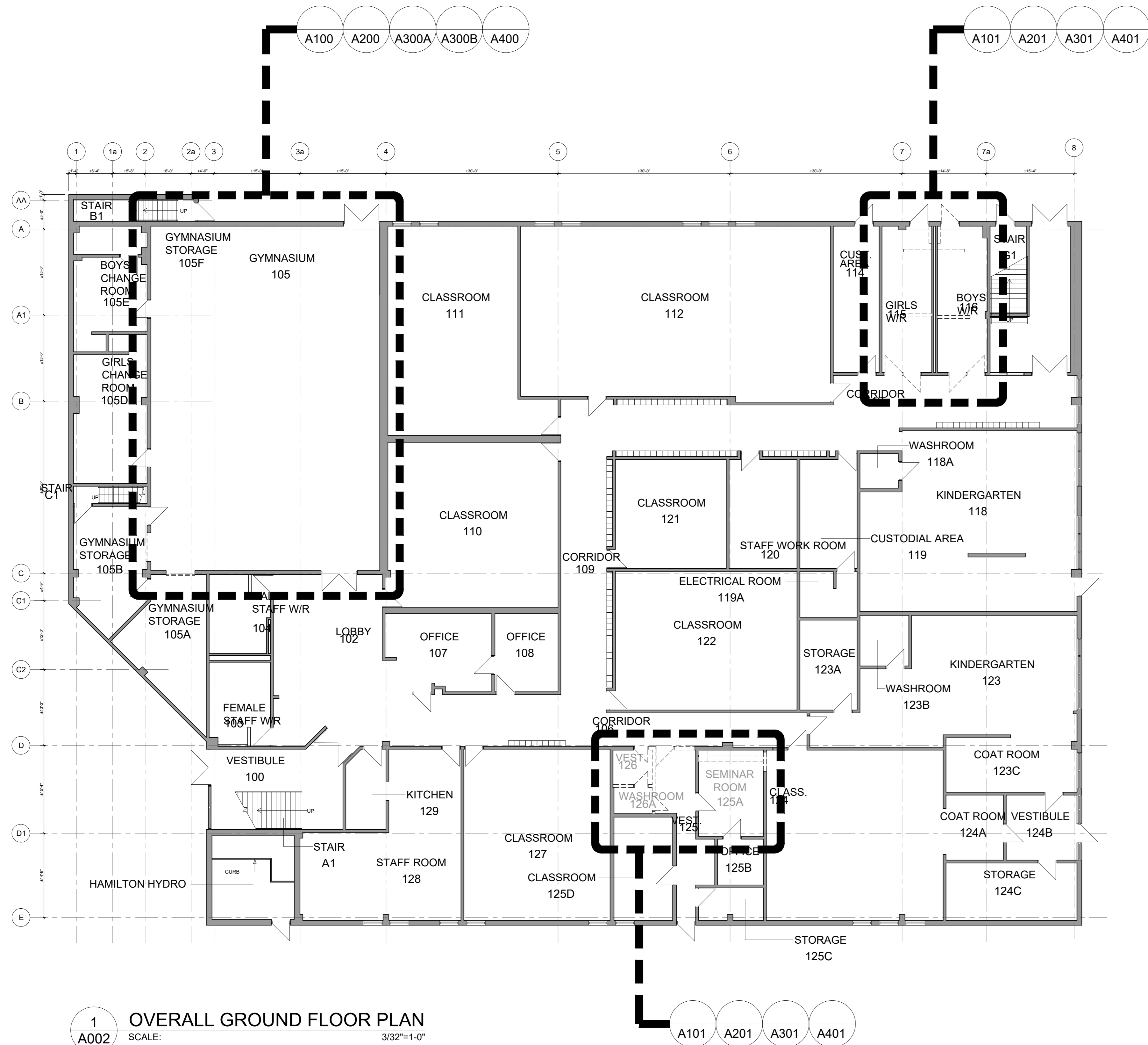
107 Hess Street North  
Hamilton, ON L8R 2T1



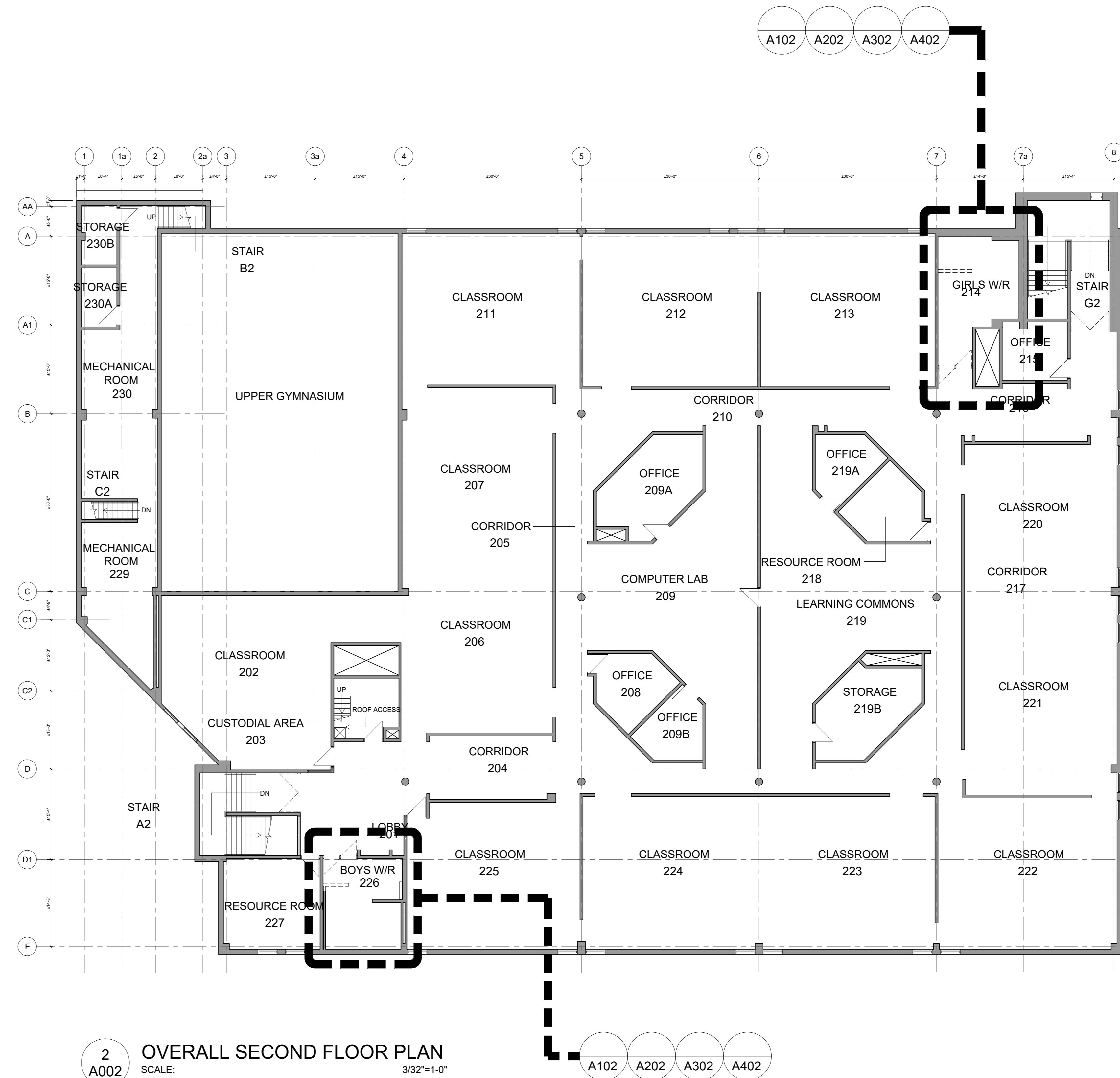
STRUCTURAL CONSULTANT  
**SALAS O'BRIEN**  
ELECTRICAL CONSULTANT  
**CKE**

SHEET TITLE  
**DRAWING LIST, GENERAL NOTES, STAGING AREA SITE PLAN AND DETAILS**

SHEET NO.	DESIGNED BY	CHECKED BY
A001	MM/JP	RN
PROJECT NO.	2320769	
SCALE	AS NOTED	



1 OVERALL GROUND FLOOR PLAN  
SCALE: 3/32"=1'-0"



2 OVERALL SECOND FLOOR PLAN  
SCALE: 3/32"=1'-0"

NO.	DESCRIPTION	DATE
5	ISSUED FOR TENDER	2024 MAR.
4	ISSUED FOR TENDER	2024.02.20
3	ISSUED FOR 50% CLIENT REVIEW	2024.02.15
2	ISSUED FOR BUILDING PERMIT	2024.02.02
1	ISSUED FOR CLIENT REVIEW	2023.11.20



**HESS STREET  
ELEMENTARY SCHOOL  
RENOVATION PROJECT**

107 Hess Street North  
Hamilton, ON L8R 2T1

**NCA ARCHITECTS**  
220 Dundas St. W.  
Toronto, ON M5G 1C5  
TEL: 416 593 8822  
FAX: 416 593 8823  
WWW.NCA.COM

**PROJECT MANAGER**  
SALAS O'BRIEN

**PROJECT ARCHITECT**  
CKE

**ELECTRICAL CONSULTANT**  
CKE

SHEET TITLE  
**OVERALL FLOOR PLANS**

SHEET NO. <b>A002</b>	DESIGNED BY MMIP	CHECKED BY RN
PROJECT NO. 2320769	SCALE AS NOTED	

- GENERAL DEMOLITION NOTES:**
- ALL EXISTING MASONRY WALL DISTURBED AND DAMAGED DURING DEMOLITION TO BE REPAIRED, PATCHED & FINISHED, READY FOR FINISH.
  - THIS DRAWING TO BE READ IN CONJUNCTION WITH STRUCTURAL, MECHANICAL AND ELECTRICAL DRAWINGS. REPORT ANY DISAGREEMENTS OR CONFLICTS BETWEEN CONSULTANTS' DRAWINGS TO THE ARCHITECT.
  - CUT OUT SCRATCHES, CRACKS AND ABRASIONS IN WALL SURFACES AND ADJOINING TRIMS AS REQUIRED AND FILL WITH AN APPROVED NON-SHREMPHANTING COMPOUND FLUSH WITH ADJOINING SURFACE. IMMEDIATELY SAND THE PATCH SMOOTH AND SEAL BEFORE THE APPLICATION OF THE PRIME COAT.
  - CONTRACTOR IS TO PROVIDE TEMPORARY PLASTIC COVER SHEETS TO EXISTING GRILLES, RADIATORS AND EQUIPMENTS PRIOR TO THE DEMOLITION WORKS.
  - BOARD IS RESPONSIBLE TO MOVE AND RELOCATE ALL EXISTING LOOSE FURNITURE INCLUDING THE ONES NOT SHOWN ON THE DRAWINGS BUT PRESENT IN WORK AREAS.
  - CONTRACTOR TO CHECK ALL MATERIALS USED IN CONSTRUCTION FOR DEFECTS. ONLY NEW UNBLEACHED MATERIALS ARE TO BE USED.
  - WHERE NEW WORK INCLUDING ALL ELECTRICAL & MECHANICAL WORK CONNECTS WITH EXISTING & WHERE EXISTING WORK IS TO BE REMOVED, NECESSARY CUTTING & FITTING REQUIRED TO MAKE SATISFACTORY CONNECTIONS WITH THE EXISTING WORK SHALL BE PERFORMED UNDER THIS CONTRACT, SO AS TO LEAVE THE ENTIRE WORK IN FINISHED AND WORKMANLIKE CONDITION.
  - ALL DIMENSIONS SHOWN ARE APPROXIMATE. DIMENSIONS MUST BE SITE VERIFIED BY CONTRACTOR.
  - GENERAL CONTRACTOR IS TO PROVIDE ALL NECESSARY FRAMING AND EQUIPMENT TO SUPPORT THE CUTTING OF OPENINGS IN A LOAD SUPPORTING WALL.
  - GENERAL CONTRACTOR IS RESPONSIBLE TO COORDINATE WITH MECH & ELEC SUB-CONTRACTORS TO CONFIRM QUANTITY LOCATION FOR THE REMOVAL OF EXISTING DUCT WORK, PIPING, CONDUIT, ETC.
  - GENERAL CONTRACTOR TO REPAIR PATCH, FIRESTOP & INFILL EXISTING WALLS & PARTITION OPENINGS FROM THE SCENE OF EXISTING MECH & ELEC SYSTEM (TYP. M.G.A.T.).
  - ANY CONFLICTS, OMISSIONS, DISCREPANCIES AND DISAGREEMENTS IN ARCHITECTURAL DRAWINGS AND SPECIFICATIONS SHALL BE REPORTED TO THE ARCHITECT PRIOR TO ANY PROCEEDING FOR ITS CLARIFICATIONS AND INSTRUCTIONS.
  - GC WILL BE RESPONSIBLE TO CONTACT THE ARCHITECT FOR REVIEW AND APPROVAL OF SETTING OUT LINES (CHALK LINES) PRIOR TO STUDY AND/OR PARTITION CONSTRUCTION.
  - GC AND ALL SUB-CONTRACTOR SHALL VERIFY ALL JOB SITE DIMENSIONS WITH ALL DRAWINGS AND SPECIFICATIONS PRIOR TO PROCEEDING WITH WORK.
  - GC IS TO PROVIDE ALL NECESSARY FRAMING AND EQUIPMENT TO SUPPORT THE CUTTING OF OPENINGS IN A LOAD SUPPORTING WALL.
  - UPON COMPLETION, CLEAN THE ENTIRE AREA OF DEMOLITION TO A TYP. UNIFORM CONDITION REMOVING ALL DEBRIS, DUST, PARTITIONS AND ASSOCIATED MATERIALS USED DURING THE DEMOLITION. CLEAN ALL AREAS IMPACTED BY THE DEMOLITION INCLUDING BUT NOT LIMITED TO ADJACENT OCCUPIED AREAS AND AREAS NOT WITHIN THE SCOPE OF WORK.

- TYPICAL LEGEND:**
- TYP. TYPICAL
  - EXIST. EXISTING
  - NC NOT IN CONTRACT
  - M.G.A.T. HAVE GOOD ON ALL TRADES AT JUNCTION
  - AFF ABOVE FINISHED FLOOR

- GENERAL DEMOLITION LEGEND:**
- EXIST. WALL TO REMAIN (TYP.)
  - EXIST. WALL TO BE DEMOLISHED (TYP.)
  - EXIST. DOOR AND FRAME TO BE REMOVED (M.G.A.T.) (TYP.)
  - GC IS RESPONSIBLE TO COORDINATE WITH MECHANICAL CONTRACTOR AND CUT THROUGH CONCRETE BLOCK WALL TO ±5'-0" AFF TO ACCOMMODATE ALL PLUMBING REPLACEMENT AND CONNECTION WORK.
  - PROVIDE ALL NECESSARY SHORING AND TEMPORARY SUPPORT TO THE DEMOLISHED CONCRETE BLOCK WALL. INFILL OPENING WITH NEW CONCRETE BLOCK (±5'-0" AFF) AND JOINT PATTERN TO MATCH EXIST. (SEE MECH (M.G.A.T.) (TYP.))
  - EXIST. TOILET (URNAL ETC) TO BE DEMOLISHED. CUT AND CAP ALL RELATED PLUMBING AS NECESSARY. (SEE MECH (M.G.A.T.) (TYP.))
  - EXIST. BRADLEY SINK TO BE DEMOLISHED. RELOCATED & REINSTALLED. CUT AND CAP ALL RELATED PLUMBING AS NECESSARY. (SEE MECH (M.G.A.T.) (TYP.))
  - ALL EXIST. WASHROOM ACCESSORIES TO BE DEMOLISHED. GC IS RESPONSIBLE TO KEEP NEW ONES AS DELIVERED (M.G.A.T.) (TYP.).
  - 1 HOUR RATED CONSTRUCTION HARDENING PARTITION U.L.C. W/407 SIP SHEETROCK PRECISE 'C' PANELS TO EACH SIDE OF SIP SHEETROCK STUDS. EXTEND TO US OF EXISTING CEILING PROVIDE SMOKE AND FIRE SEALS AT CONSTRUCTION. TEMPORARY CONSTRUCTION DOORS WITH LOCKS. PATCH AND REPAIR EXISTING WALL FLOOR AND CEILING AS MAY BE REQUIRED AFTER DEMANTING WORKING. (M.G.A.T.) (TYP.)

- GENERAL NEW NOTES:**
- ALL DIMENSIONS TO BE SITE MEASURED AND VERIFIED.
  - ALL PARTITIONS AND CONC. BLK WALLS EXTEND TO US OF SLAB UNLESS NOTED OTHERWISE.
  - SUPPLY & INSTALL METRIC DIMENSION CONCRETE BLOCKS. ANY LOCATIONS WHERE CONCRETE BLOCKS ARE TO INFILL AN OPENING OR EXTEND AN EXISTING WALL, CONCRETE BLOCK DIMENSIONS AND PATTERNS TO MATCH EXISTING (IMPERIAL OR METRIC AS APPLICABLE).
  - ALL CONCRETE BLOCK WALL EXPOSED CORNERS AND EDGES TO BE FINISHED WITH BULLNOSE UNIT, TYP.
  - FIRE STOPPING SHALL BE PROVIDED ON TOP OF ALL WALLS FORMING FIRE SEPARATIONS AND AROUND ALL PIPE, CONDUIT AND DUCT PENETRATIONS AT FIRE SEPARATIONS.
  - GC IS RESPONSIBLE TO DEMOLISH EXISTING CONCRETE BLOCK WALL AND PROVIDE SHORING TO ACCOMMODATE INSTALLATION OF NEW WASHROOM FIXTURES. INFILL OPENING WITH SIMILAR SIZE MASONRY UNIT, M.G.A.T., TYP.

- GENERAL NEW LEGEND:**
- EXIST. WALL TO REMAIN (TYP.)
  - NEW WALL OR PARTITION (TYP.)
  - REFER TO PARTITION TYPE LEGEND
  - EXIST. DOOR AND FRAME TO REMAIN (TYP.)
  - NEW DOOR AND FRAME (TYP.)
  - REFER TO DOOR SCHEDULE
  - NEW PUSH BUTTON (TYP.)
  - (SEE ELEC.)
  - NEW FLOOR DRAIN (TYP.)
  - (SEE MECH.)
  - EXIST. RELOCATED BRADLEY SINK IF NOT OTHERWISE NOTED (SEE MECH) (SEE ELEC) (TYP.)
  - NEW PLUMBING FIXTURES (SEE MECH (TYP.))

- WASHROOM ACCESSORIES LEGEND:**
- EB EMERGENCY CALL BUTTON/PULL STRING (SEE ELEC.)
  - CH COAT HOOK
  - F0DB FOLD-DOWN GRAB BAR
  - GB STRAIGHT GRAB BAR
  - GBL L-SHAPED GRAB BAR
  - HD HAND DRYER (SEE ELEC.)
  - MR1 MIRROR (TL) (TYP.)
  - MR2 MIRROR (FL) (TYP.)
  - MS METAL SHELF
  - PTD PAPER TOWEL DISPENSER
  - SD SOAP DISPENSER
  - SND SANITARY NAPKIN DISPOSAL
  - TPD TOILET PAPER DISPENSER

**PARTITION TYPES LEGEND**

TAG	GRAPHIC	DESCRIPTION
P1		CMU PARTITION NEW CONCRETE MASONRY UNIT INFILL TO MATCH EXIST. TO BE FINISHED TO MATCH EXISTING SIZE AND PATTERN. M.G.A.T., TYP.
P2		CMU PARTITION 6 in. CONCRETE MASONRY UNIT EXTEND 6'-6" AFF. CONCRETE MASONRY CAPS, TYP.
P3		CMU PARTITION 6 in. CONCRETE MASONRY UNIT, EXTEND TO 6' ABOVE CEILING OR AS OTHERWISE NOTED ON THE SECTIONS.

**NEW PARTITION NOTES**

ALL PARTITIONS EXTEND TO UNDERSIDE OF STRUCTURAL SLAB OR ROOF DECKING UNLESS OTHERWISE NOTED.

ALL FIRE SEPARATIONS, EXTERIOR WALL FIRE RESISTANCE RATINGS AND FIREWALL RATINGS SHALL CONFORM TO SUPPLEMENTARY STANDARDS S-2 TO THE LATEST CBC, WITH RESPECT TO EQUIVALENT THICKNESS AND TYPE OF CONCRETE.

SUPPLY & INSTALL METRIC DIMENSION MASONRY UNIT. ANY LOCATIONS WHERE MASONRY UNITS ARE TO INFILL AN OPENING AT AN EXISTING WALL, MASONRY UNIT DIMENSIONS TO MATCH EXISTING (IMPERIAL OR METRIC AS APPLICABLE).

ALL CORNERS TO EXTERIOR AND INTERIOR MASONRY WALL TO BE ROUNDED BULLNOSE, TYP.


GENERAL CONTRACTOR IS RESPONSIBLE TO SUPPLY AND INSTALL ALL REQUIRED UNISTRUT FRAMING, BLOCKING AND REINFORCEMENT TO SUPPORT WALL HUNG TOILETS, LAVATORIES, GRAB BARS, CEILING HUNG TOILET PARTITIONS, WALL STOPS, NEW MOTORIZED GYM CURTAIN DIVIDER, NEW MOTORIZED GYM STAGE DRAPING CURTAIN, BASKET BALL HOOP, ETC. GENERAL CONTRACTOR IS RESPONSIBLE TO COORDINATE LOCATIONS WITH SUB-CONTRACTORS.

NO.	DESCRIPTION	DATE
5	ISSUED FOR TENDER	2024 MAR.
4	ISSUED FOR TENDER	2024.02.20
3	ISSUED FOR 50% CLIENT REVIEW	2024.02.15
2	ISSUED FOR BUILDING PERMIT	2024.02.02
1	ISSUED FOR CLIENT REVIEW	2023.11.20



**HESS STREET ELEMENTARY SCHOOL RENOVATION PROJECT**

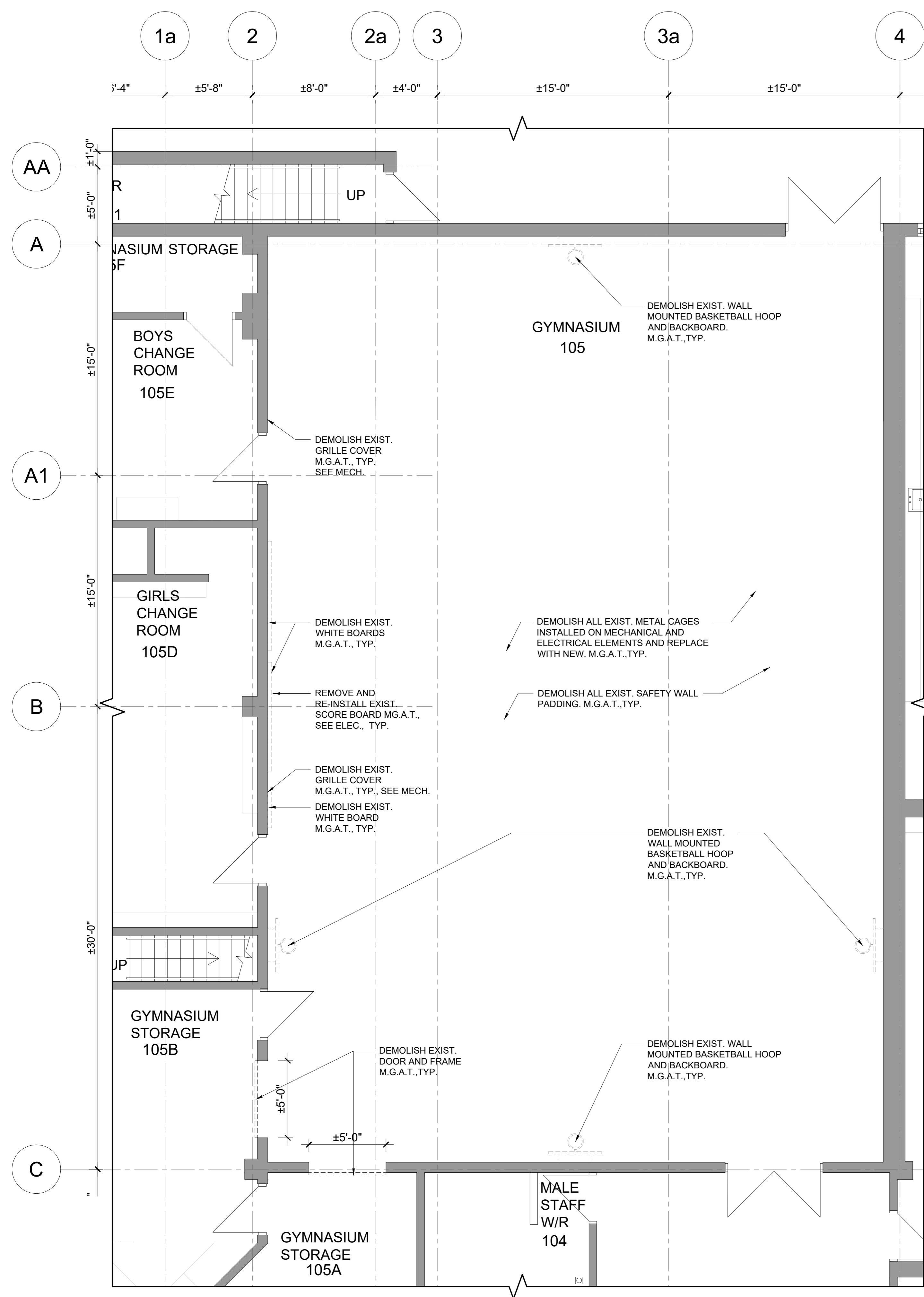
107 Hess Street North  
Hamilton, ON L8R 2T1



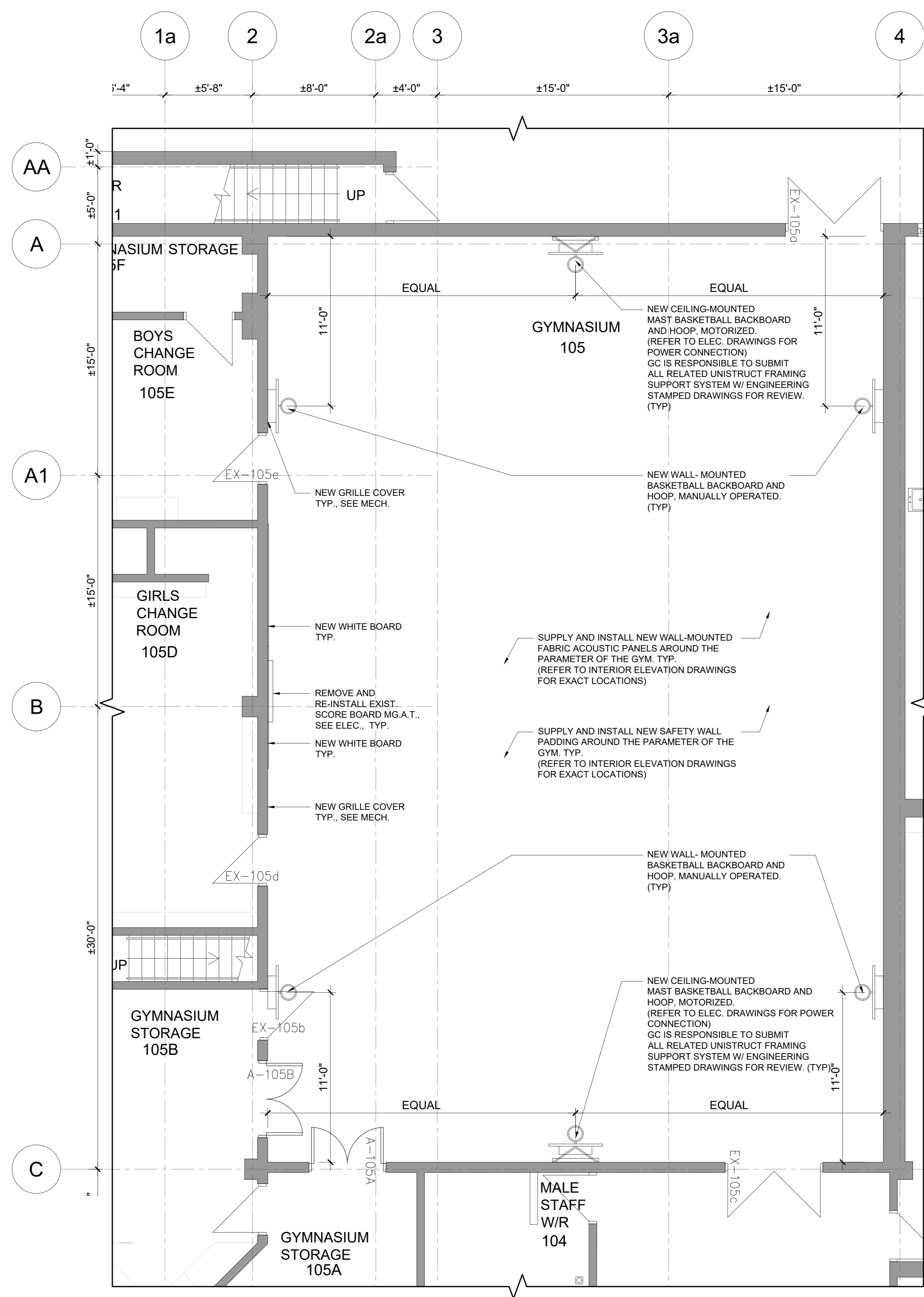
**SALAS O'BRIEN**  
ARCHITECTURAL CONSULTANT  
**CKE**  
ELECTRICAL CONSULTANT  
**CKE**  
ELECTRICAL CONSULTANT

**PARTIAL GROUND FLOOR PLANS - DEMOLITION & NEW**

SHEET NO: **A100**  
DRAWN BY: **MM/JP**  
CHECKED BY: **RN**  
PROJECT NO: **2320769**  
SCALE: **AS NOTED**



**1 PARTIAL GROUND FLOOR PLAN - DEMOLITION**  
SCALE: 1/4"=1'-0"



**2 PARTIAL GROUND FLOOR PLAN - NEW**  
SCALE: 1/4"=1'-0"

- GENERAL DEMOLITION NOTES:**
- ALL EXISTING MASONRY WALL DISTURBED AND DAMAGED DURING DEMOLITION TO BE REPAIRED, PATCHED & COMPLETED READY FOR FINISH.
  - THIS DRAWING TO BE READ IN CONJUNCTION WITH STRUCTURAL, MECHANICAL AND ELECTRICAL DRAWINGS. REPORT ANY DISAGREEMENTS OR CONFLICTS BETWEEN CONSULTANTS' DRAWINGS TO THE ARCHITECT.
  - CUT OUT SCRATCHES, CRACKS AND ABRAIONS IN WALL SURFACES AND ADJOINING TRIMS AS REQUIRED AND FILL WITH AN APPROVED NON-SHREMPARTING COMPOUND FLUSH WITH ADJOINING SURFACE. IMMEDIATELY SAND THE PATCH SMOOTH AND SEAL BEFORE THE APPLICATION OF THE PRIME COAT.
  - CONTRACTOR IS TO PROVIDE TEMPORARY PLASTIC COVER SHEETS TO EXISTING GRILLES, RADIATORS AND EQUIPMENTS PRIOR TO THE DEMOLITION WORKS.
  - BOARD IS RESPONSIBLE TO MOVE AND RELOCATE ALL EXISTING LOOSE FURNITURE INCLUDING THE ONES NOT SHOWN ON THE DRAWINGS BUT PRESENT IN WORK AREAS.
  - CONTRACTOR TO CHECK ALL MATERIALS USED IN CONSTRUCTION FOR DEFECTS. ONLY NEW UNBLEMISHED MATERIALS ARE TO BE USED.
  - WHERE NEW WORK INCLUDING ALL ELECTRICAL & MECHANICAL WORK CONNECTS WITH EXISTING & WHERE EXISTING WORK IS TO BE RELOCATED, NECESSARY CUTTING & FITTING REQUIRED TO MAKE SATISFACTORY CONNECTIONS WITH THE EXISTING WORK SHALL BE REPERFORMED UNDER THIS CONTRACT, SO AS TO LEAVE THE ENTIRE WORK IN FINISHED AND WORKMANLIKE CONDITION.
  - ALL DIMENSIONS SHOWN ARE APPROXIMATE. DIMENSIONS MUST BE SITE VERIFIED BY CONTRACTOR.
  - GENERAL CONTRACTOR IS TO PROVIDE ALL NECESSARY FRAMING AND EQUIPMENT TO SUPPORT THE CUTTING OF OPENINGS IN A LOAD SUPPORTING WALL.
  - GENERAL CONTRACTOR IS RESPONSIBLE TO COORDINATE WITH MECH & ELEC SUB-CONTRACTORS TO CONFIRM QUANTITY LOCATION FOR THE REMOVAL OF ALL EXISTING DUCT WORK, PIPING, CONDUIT, ETC.
  - GENERAL CONTRACTOR TO REPAIR PATCH, FIRESTOP & INFILL EXISTING WALLS & PARTITION OPENINGS FROM THE SOUND OF EXISTING MECH & ELEC SYSTEM (TYP. M.G.A.T.).
  - ANY CONFLICTS, OMISSIONS, DISCREPANCIES AND DISAGREEMENTS IN ARCHITECTURAL DRAWINGS AND SPECIFICATIONS SHALL BE REPORTED TO THE ARCHITECT PRIOR TO ANY PROCEEDING FOR ITS CLARIFICATIONS AND INSTRUCTIONS.
  - GC WILL BE RESPONSIBLE TO CONTACT THE ARCHITECT FOR REVIEW AND APPROVAL OF SETTING OUT LINES (CHALK LINES) PRIOR TO STUD AND/OR PARTITION CONSTRUCTION.
  - GC AND ALL SUB-CONTRACTOR SHALL VERIFY ALL JOB SITE DIMENSIONS WITH ALL DRAWINGS AND SPECIFICATIONS PRIOR TO PROCEEDING WITH WORK.
  - GC IS TO PROVIDE ALL NECESSARY FRAMING AND EQUIPMENT TO SUPPORT THE CUTTING OF OPENINGS IN A LOAD SUPPORTING WALL.
  - UPON COMPLETION, CLEAN THE ENTIRE AREA OF DEMOLITION TO A TYP. UNIFORM CONDITION REMOVING ALL DEBRIS, DUST, PARTITIONS AND ASSOCIATED MATERIALS USED DURING THE DEMOLITION. CLEAN ALL AREAS IMPACTED BY THE DEMOLITION INCLUDING BUT NOT LIMITED TO ADJACENT OCCUPIED AREAS AND AREAS NOT WITHIN THE SCOPE OF WORK.

**TYPICAL LEGEND:**

---	TYPICAL
---	EXISTING
---	NOT IN CONTRACT
M.G.A.T.	HAVE GOOD ON ALL TRADES AT JUNCTION
AFF	ABOVE FINISHED FLOOR

- GENERAL DEMOLITION LEGEND:**
- EXIST. WALL TO REMAIN (TYP.)
  - EXIST. WALL TO BE DEMOLISHED (TYP.)
  - EXIST. DOOR AND FRAME TO BE DEMOLISHED (TYP.)
  - GC IS RESPONSIBLE TO COORDINATE WITH MECHANICAL CONTRACTOR AND CUT EXISTING CONCRETE BLOCK WALL TO ±5'-0" AFF TO ACCOMMODATE ALL PLUMBING REPLACEMENT AND CONNECTION WORK.
  - PROVIDE ALL NECESSARY SHORING AND TEMPORARY SUPPORT TO THE DEMOLISHED CONCRETE BLOCK WALL. INFILL OPENING WITH NEW CONCRETE BLOCK (SIZE AND JOINT PATTERN TO MATCH EXIST. M.G.A.T.) (TYP.) (SEE MECH (M.G.A.T.)) (TYP.)
  - EXIST. PLUMBING FIXTURES (SINK, TOILET, URINAL, ETC.) TO BE DEMOLISHED. CUT AND CAP ALL RELATED PLUMBING AS NECESSARY. (SEE MECH (M.G.A.T.)) (TYP.)
  - EXIST. BRADLEY SINK TO BE DEMOLISHED. RELOCATED & REINSTALLED. CUT AND CAP ALL RELATED PLUMBING AS NECESSARY. (SEE MECH (M.G.A.T.)) (TYP.)
  - ALL EXIST. WASHROOM ACCESSORIES TO BE DEMOLISHED. GC IS RESPONSIBLE TO KEEP NEW ONES AS DELIVERED (M.G.A.T.) (TYP.)
  - NEW ONES ARE DELIVERED (M.G.A.T.) (TYP.)
  - 1 HOUR RATED CONSTRUCTION HARDWARE PARTITION U.L.C. W/407 SF SHEETROCK PRECISE 'C' PANELS TO EACH SIDE OF 5" SF SCH. STEEL STUDS. EXTEND TO US OF EXISTING CEILING AND PROVIDE SMOKE AND FIRE SEALS AT CONSTRUCTION.
  - TEMPORARY CONSTRUCTION DOORS WITH LOCKS. PATCH AND REPAIR EXISTING WALL, FLOOR AND CEILING AS MAY BE REQUIRED AFTER DEMANTLING HOUSING. (M.G.A.T.) (TYP.)

- GENERAL NEW NOTES:**
- ALL DIMENSIONS TO BE SITE MEASURED AND VERIFIED.
  - ALL PARTITIONS AND CONC. BLK WALLS EXTEND TO US OF SLAB UNLESS NOTED OTHERWISE.
  - SUPPLY & INSTALL METRIC DIMENSION CONCRETE BLOCKS. ANY LOCATIONS WHERE CONCRETE BLOCKS ARE TO INFILL AN OPENING OR EXTEND AN EXISTING WALL, CONCRETE BLOCK DIMENSIONS AND PATTERN TO MATCH EXISTING (IMPERIAL OR METRIC AS APPLICABLE).
  - ALL CONCRETE BLOCK WALL EXPOSED CORNERS AND EDGES TO BE FINISHED WITH BULLNOSE UNIT. TYP.
  - FIRE STOPPING SHALL BE PROVIDED ON TOP OF ALL WALLS FORMING FIRE SEPARATIONS AND AROUND ALL PIPE, CONDUIT AND DUCT PENETRATIONS AT FIRE SEPARATIONS.
  - GC IS RESPONSIBLE TO DEMOLISH EXISTING CONCRETE BLOCK WALL AND PROVIDE SHORING TO ACCOMMODATE INSTALLATION OF NEW WASHROOM FIXTURES. INFILL OPENING WITH SIMILAR SIZE MASONRY UNIT. M.G.A.T. TYP.

**GENERAL NEW LEGEND:**

---	EXIST. WALL TO REMAIN (TYP.)
---	NEW WALL OR PARTITION (TYP.)
---	REFER TO PARTITION TYPE LEGEND
---	EXIST. DOOR AND FRAME TO REMAIN (TYP.)
---	NEW DOOR AND FRAME (TYP.) (REFER TO DOOR SCHEDULE)
---	NEW PUSH BUTTON (TYP.) (SEE ELEC.)
---	NEW FLOOR DRAIN (TYP.) (SEE MECH.)
---	EXIST. RELOCATED IF NOT OTHERWISE NOTED (SEE MECH.) (SEE ELEC.) (TYP.)
---	NEW PLUMBING FIXTURES (SEE MECH (TYP.))

**WASHROOM ACCESSORIES LEGEND:**

EB	EMERGENCY CALL BUTTON/PULL STRING (SEE ELEC.)
CH	COAT HOOK
FDGB	FOLD-DOWN GRAB BAR
GB	STRAIGHT GRAB BAR
GBL	L-SHAPED GRAB BAR
HD	HAND DRYER (SEE ELEC.)
MR1	MIRROR (TL TIE)
MR2	MIRROR (FLAT)
MS	METAL SHELF
PTD	PAPER TOWEL DISPENSER
SD	SOAP DISPENSER
SND	SANITARY NAPKIN DISPOSAL
TPD	TOILET PAPER DISPENSER

**PARTITION TYPES LEGEND:**

TAG	GRAPHIC	DESCRIPTION
P1	[Graphic]	CMU PARTITION NEW CONCRETE MASONRY UNIT INFILL TO MATCH EXIST. TO BE FINISHED TO MATCH EXISTING SIZE AND PATTERN. M.G.A.T., TYP.
P2	[Graphic]	CMU PARTITION 6 in. CONCRETE MASONRY UNIT EXTEND 6'-6" AFF. CONCRETE MASONRY CAPS, TYP.
P3	[Graphic]	CMU PARTITION 6 in. CONCRETE MASONRY UNIT, EXTEND TO 6' ABOVE CEILING OR AS OTHERWISE NOTED ON THE SECTIONS.

**NEW PARTITION NOTES:**

ALL PARTITIONS EXTEND TO UNDERSIDE OF STRUCTURAL SLAB OR ROOF DECKING UNLESS OTHERWISE NOTED.

ALL FIRE SEPARATIONS, EXTERIOR WALL FIRE RESISTANCE RATINGS AND FIREWALL RATINGS SHALL CONFORM TO SUPPLEMENTARY STANDARDS S8-2 TO THE LATEST CBC, WITH RESPECT TO EQUIVALENT THICKNESS AND TYPE OF CONCRETE.

SUPPLY & INSTALL METRIC DIMENSION MASONRY UNIT. ANY LOCATIONS WHERE MASONRY UNITS ARE TO INFILL AN OPENING AT AN EXISTING WALL, MASONRY UNIT DIMENSIONS TO MATCH EXISTING (IMPERIAL OR METRIC AS APPLICABLE).

ALL CORNERS TO EXTERIOR AND INTERIOR MASONRY WALL TO BE ROUNDED BULLNOSE. TYP.

GENERAL CONTRACTOR IS RESPONSIBLE TO SUPPLY AND INSTALL ALL REQUIRED UNISTRUT FRAMING, BLOCKING, AND REINFORCEMENT TO SUPPORT WALL HUNG TOILETS, LAVATORIES, GRAB BARS, CEILING HUNG TOILET PARTITIONS, WALL STOPS, NEW MOTORIZE GYM CURTAIN DIVIDER, NEW MOTORIZE GYM STAGE DRAPING CURTAIN, BASKET BALL HOOP, ETC. GENERAL CONTRACTOR IS RESPONSIBLE TO COORDINATE LOCATIONS WITH SUB-CONTRACTORS.

NO.	DESCRIPTION	DATE
1	ISSUED FOR TENDER	2024 MAR.
2	ISSUED FOR TENDER	2024.02.20
3	ISSUED FOR 50% CLIENT REVIEW	2024.02.15
4	ISSUED FOR BUILDING PERMIT	2024.02.02
5	ISSUED FOR CLIENT REVIEW	2023.11.20



**HESS STREET ELEMENTARY SCHOOL RENOVATION PROJECT**

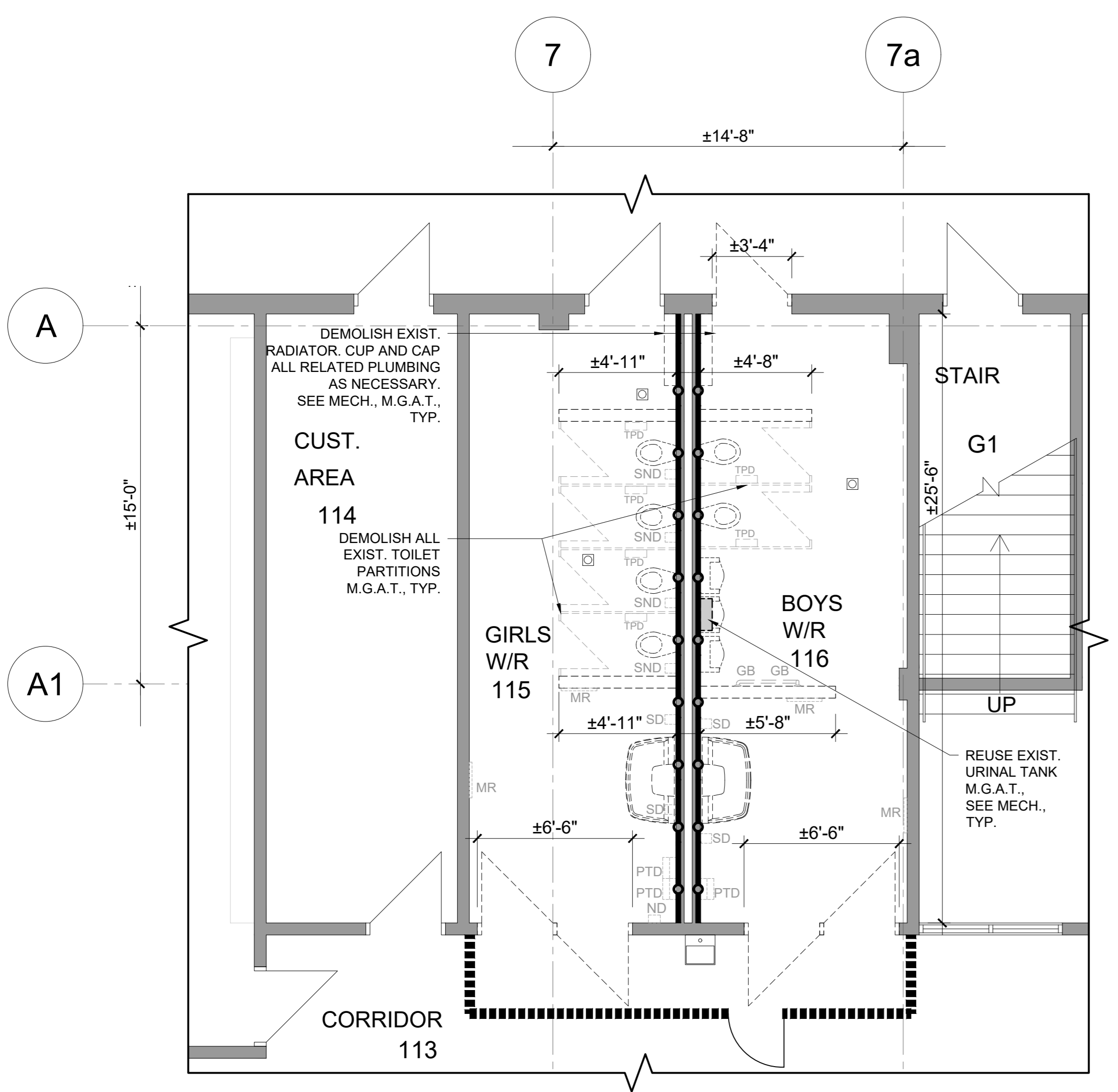
107 Hess Street North  
Hamilton, ON L8R 2T1



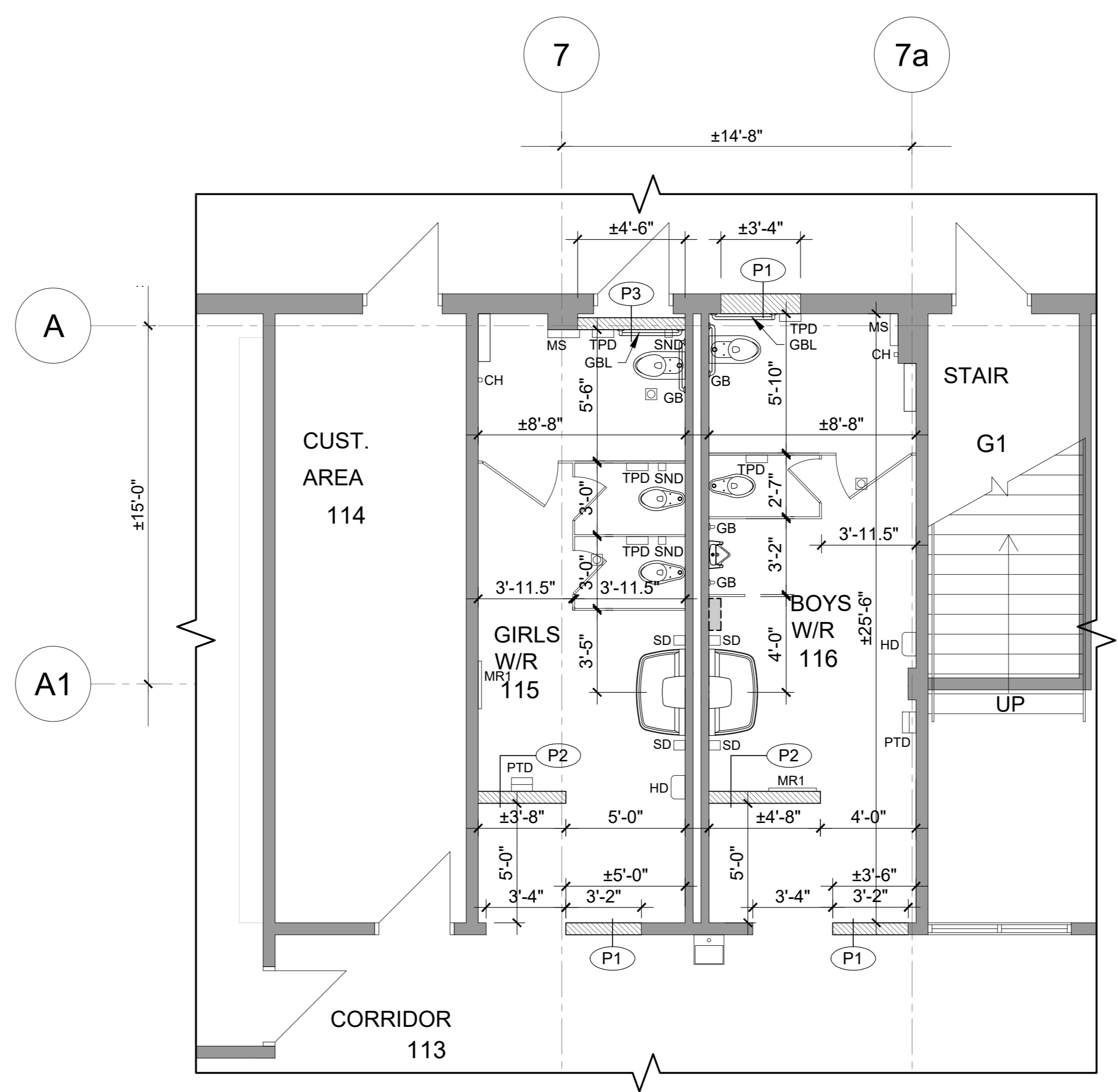
**SALAS O'BRIEN**  
ARCHITECTURAL CONSULTANT  
**CKE**  
ELECTRICAL CONSULTANT  
**CKE**  
ELECTRICAL CONSULTANT

**SHEET TITLE:**  
PARTIAL GROUND FLOOR PLANS - GENERAL - DEMOLITION & NEW

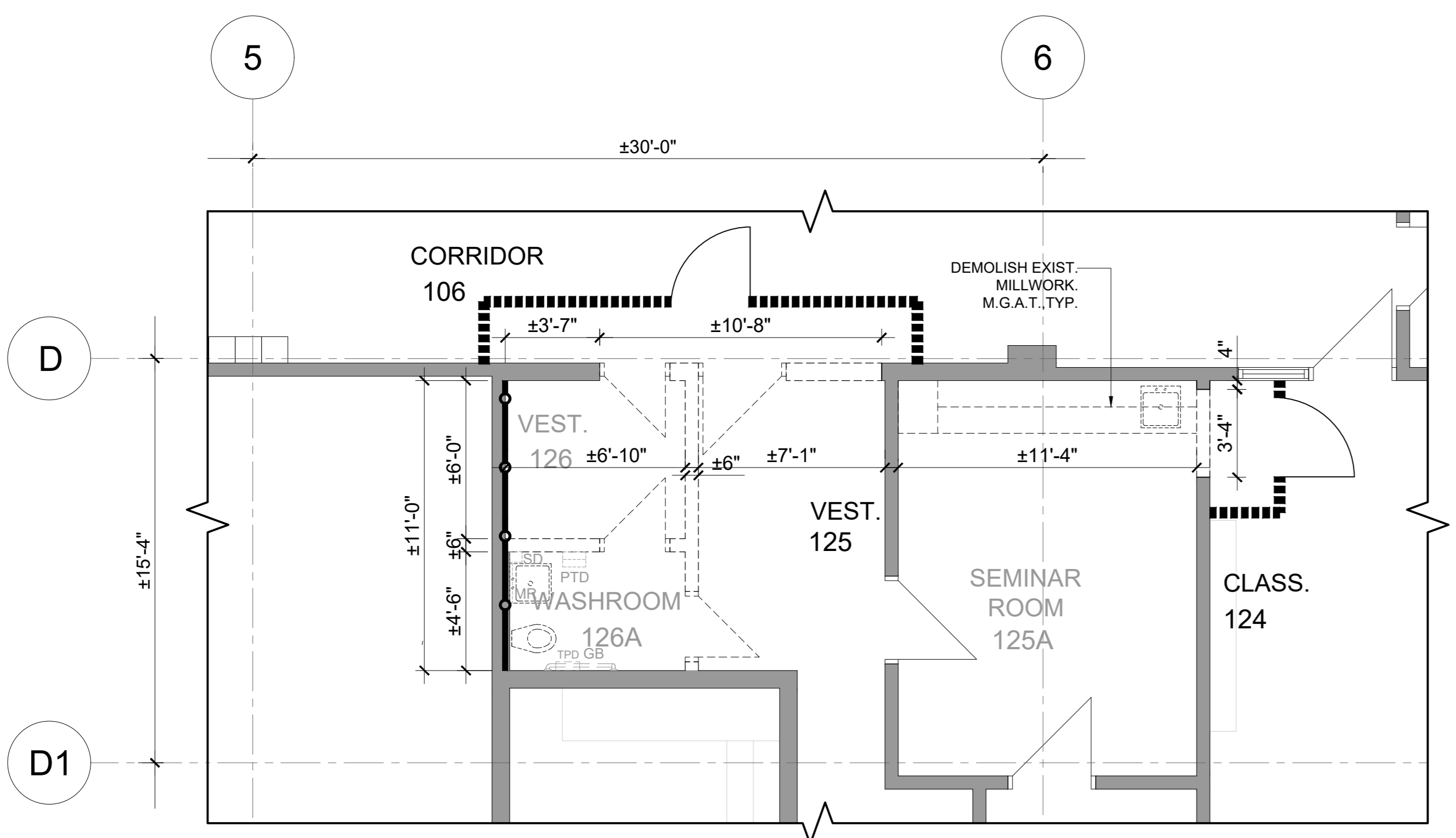
SHEET NO:	DESIGNED BY:	CHECKED BY:
A101	MMIP	RN
PROJECT NO:	DATE:	SCALE:
2320769	2024.02.15	AS NOTED



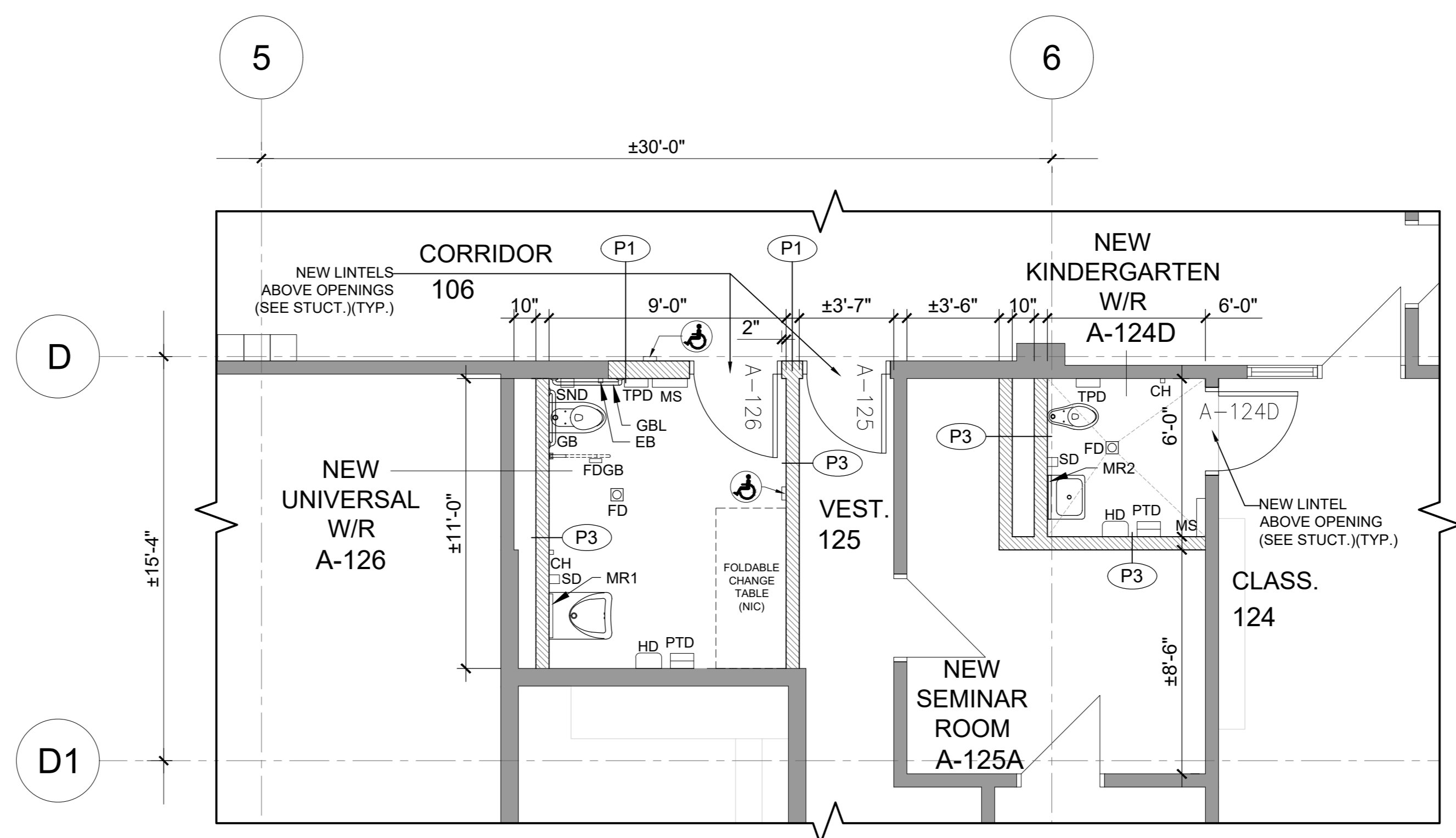
**1 PARTIAL GROUND FLOOR PLAN - DEMOLITION**  
SCALE: 1/4"=1'-0"



**2 PARTIAL GROUND FLOOR PLAN - NEW**  
SCALE: 1/4"=1'-0"



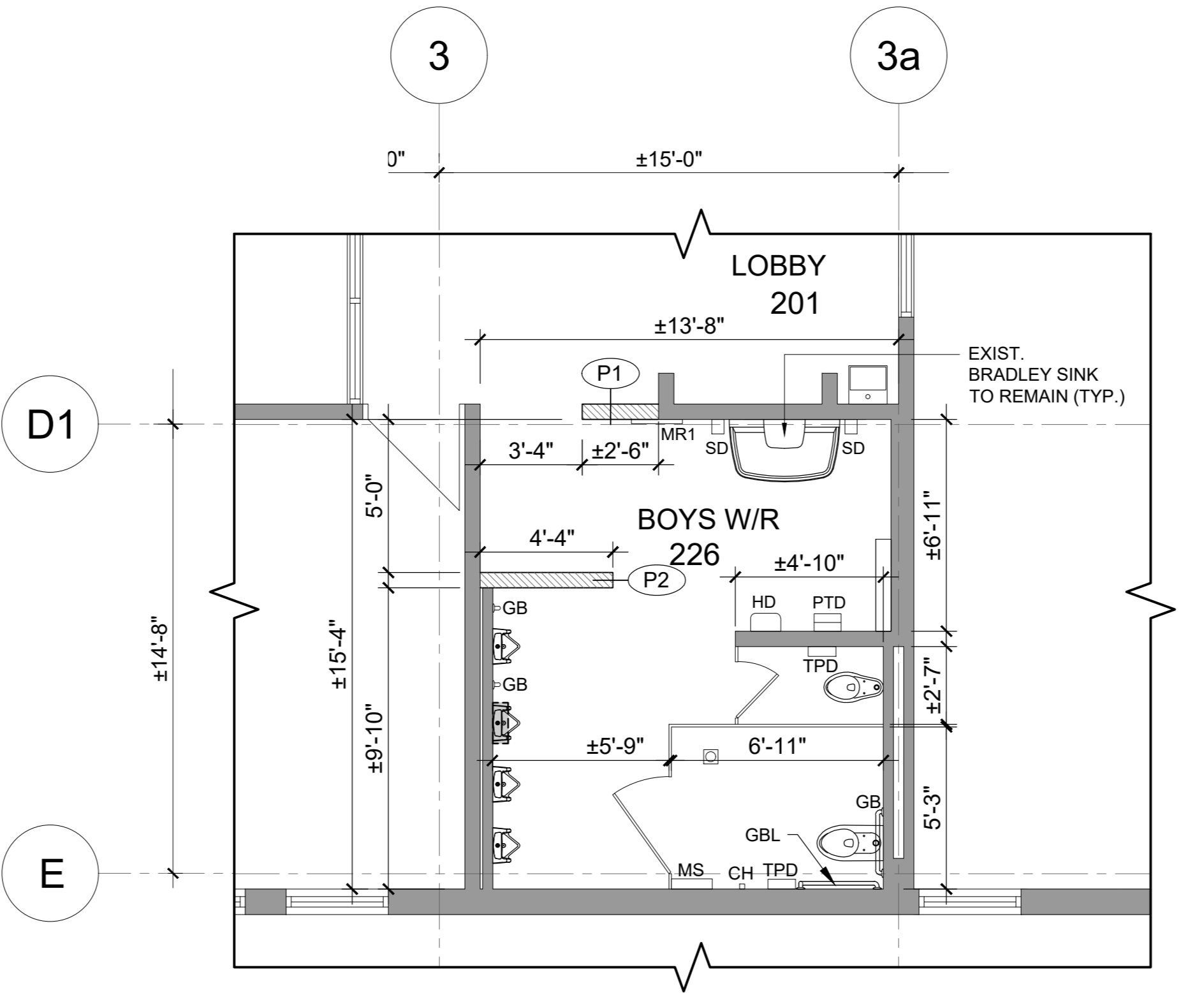
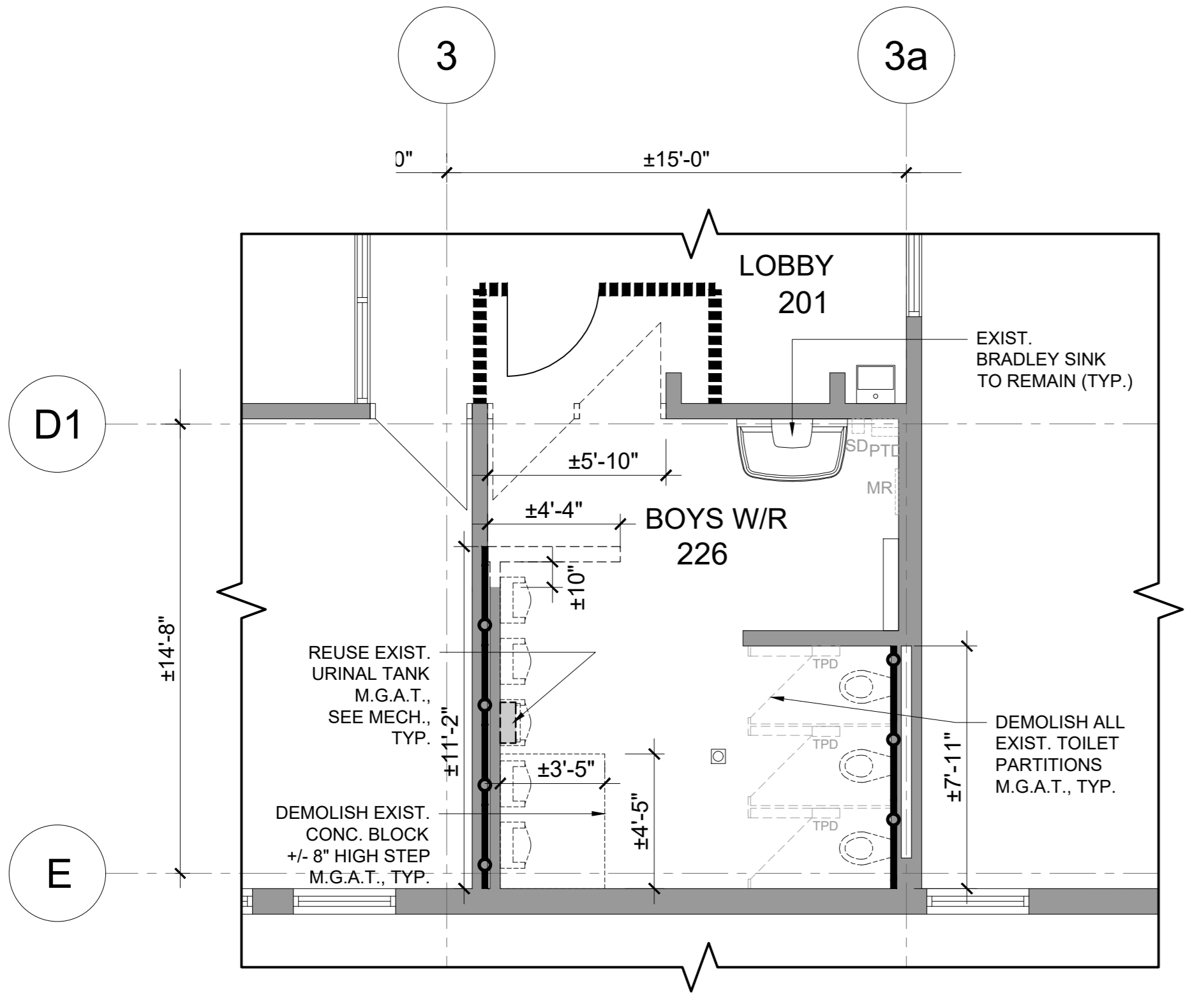
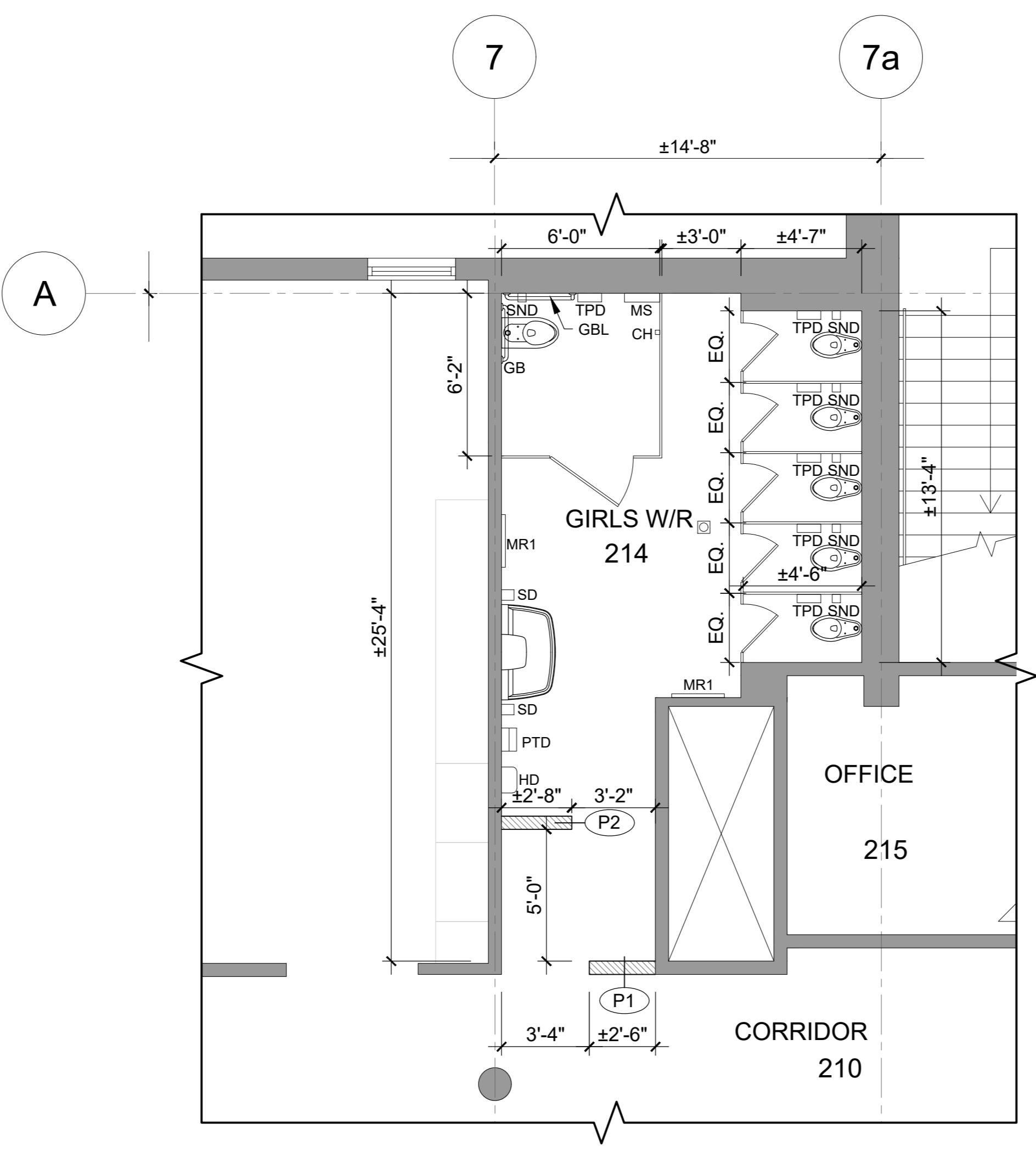
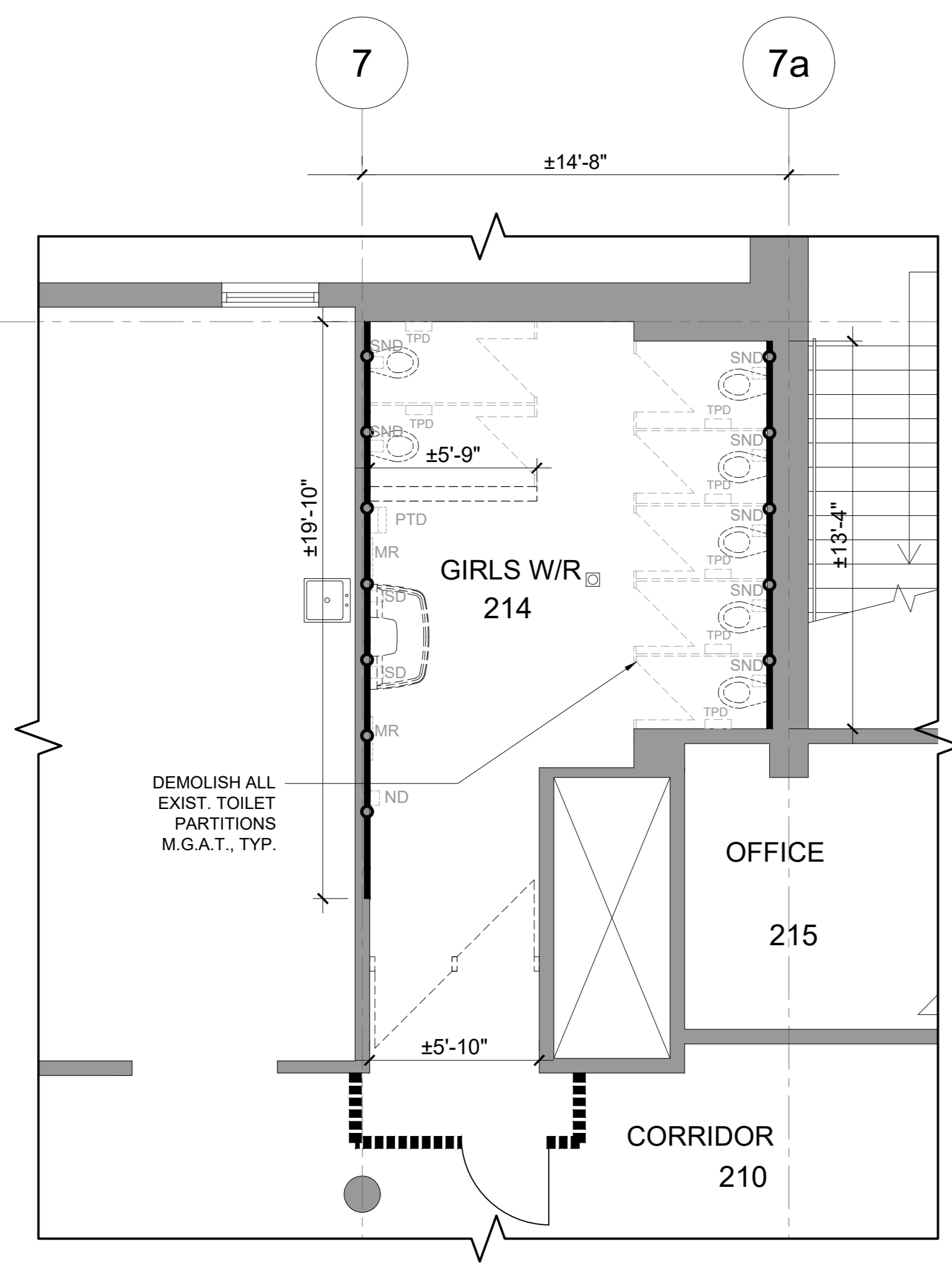
**3 PARTIAL GROUND FLOOR PLAN - DEMOLITION**  
SCALE: 1/4"=1'-0"



**4 PARTIAL GROUND FLOOR PLAN - NEW**  
SCALE: 1/4"=1'-0"

- GENERAL DEMOLITION NOTES:**
1. ALL EXISTING MASONRY WALL DISTURBED AND DAMAGED DURING DEMOLITION TO BE REPAIRED, PATCHED & COMPLETED READY FOR FINISH.
  2. THIS DRAWING TO BE READ IN CONJUNCTION WITH STRUCTURAL, MECHANICAL AND ELECTRICAL DRAWINGS. REPORT ANY DISAGREEMENTS OR CONFLICTS BETWEEN CONSULTANTS' DRAWINGS TO THE ARCHITECT.
  3. CUT OUT SCRATCHES, CRACKS AND ABRASIONS IN WALL SURFACES AND ADJOINING TRIMS AS REQUIRED AND FILL WITH AN APPROVED NON-SHREKING COMPOUND FLUSH WITH ADJOINING SURFACE. IMMEDIATELY SAND THE PATCH SMOOTH AND SEAL BEFORE THE APPLICATION OF THE PRIME COAT.
  4. CONTRACTOR IS TO PROVIDE TEMPORARY PLASTIC COVER SHEETS TO EXISTING GRILLS, RADIATORS AND EQUIPMENTS PRIOR TO THE DEMOLITION WORKS.
  5. BOARD IS RESPONSIBLE TO MOVE AND RELOCATE ALL EXISTING LOOSE FURNITURE INCLUDING THE ONES NOT SHOWN ON THE DRAWINGS BUT PRESENT IN WORK AREAS.
  6. CONTRACTOR TO CHECK ALL MATERIALS USED IN CONSTRUCTION FOR DEFECTS. ONLY NEW UNBLEMISHED MATERIALS ARE TO BE USED.
  7. WHERE NEW WORK INCLUDING ALL ELECTRICAL & MECHANICAL WORK CONNECTS WITH EXISTING & WHERE EXISTING WORK IS TO BE DEMOLISHED NECESSARY CUTTING & FITTING REQUIRED TO MAKE SATISFACTORY CONNECTIONS WITH THE EXISTING WORK SHALL BE PERFORMED UNDER THIS CONTRACT, SO AS TO LEAVE THE ENTIRE WORK IN FINISHED AND WORKMANLIKE CONDITION.
  8. ALL DIMENSIONS SHOWN ARE APPROXIMATE. DIMENSIONS MUST BE SITE VERIFIED BY CONTRACTOR.
  9. GENERAL CONTRACTOR IS TO PROVIDE ALL NECESSARY FRAMING AND EQUIPMENT TO SUPPORT THE CUTTING OF OPENINGS IN A LOAD SUPPORTING WALL.
  10. GENERAL CONTRACTOR IS RESPONSIBLE TO COORDINATE WITH MECH & ELEC SUB-CONTRACTORS TO CONFIRM QUANTITIES AND LOCATIONS FOR THE DEMO OF ALL INCLUDING BUT NOT LIMITED TO EXISTING DUCT WORK, PIPING, CONDUIT, ETC.
  11. GENERAL CONTRACTOR TO REPAIR PATCH, FIRESTOP & INFILL EXISTING WALLS & PARTITION OPENINGS FROM THE SCAND OF EXISTING MECH & ELEC SYSTEM (TYP. M.G.A.T.).
  12. ANY CONFLICTS, OMISSIONS, DISCREPANCIES AND DISAGREEMENT IN ARCHITECTURAL DRAWINGS AND SPECIFICATIONS SHALL BE REPORTED TO THE ARCHITECT PRIOR TO ANY PROCEEDING FOR ITS CLARIFICATIONS AND INSTRUCTIONS.
  13. GC WILL BE RESPONSIBLE TO CONTACT THE ARCHITECT FOR REVIEW AND APPROVAL OF SETTING OUT LINES (CHALK LINES) PRIOR TO STUD AND/OR PARTITION CONSTRUCTION.
  14. GC AND ALL SUB-CONTRACTOR SHALL VERIFY ALL JOB SITE DIMENSIONS WITH ALL DRAWINGS AND SPECIFICATIONS PRIOR TO PROCEEDING WITH WORK.
  15. GC IS TO PROVIDE ALL NECESSARY FRAMING AND EQUIPMENT TO SUPPORT THE CUTTING OF OPENINGS IN A LOAD SUPPORTING WALL.
  16. UPON COMPLETION, CLEAN THE ENTIRE AREA OF DEMOLITION TO A TYP. UNIFORM CONDITION REMOVING ALL DEBRIS, DUST, PARTITIONS AND ASSOCIATED MATERIALS USED DURING THE DEMOLITION. CLEAN ALL AREAS IMPACTED BY THE DEMOLITION INCLUDING BUT NOT LIMITED TO ADJACENT OCCUPIED AREAS AND AREAS NOT WITHIN THE SCOPE OF WORK.

- TYPICAL LEGEND:**
- EXIST. WALL TO REMAIN (TYP.)
- EXIST. WALL TO BE DEMOLISHED (TYP.)
- EXIST. DOOR AND FRAME TO BE REMOVED (M.G.A.T.) (TYP.)
- GC IS RESPONSIBLE TO COORDINATE WITH MECHANICAL CONTRACTOR AND CUT EXISTING CONCRETE BLOCK WALL TO ±5'-0" AFF TO ACCOMMODATE ALL PLUMBING REPLACEMENT AND CONNECTION WORK.
- PROVIDE ALL NECESSARY SHORING AND TEMPORARY SUPPORT TO THE DEMOLISHED CONCRETE BLOCK WALL. INFILL OPENING WITH NEW CONCRETE BLOCK (SIZE AND JOINT PATTERN TO MATCH EXIST. CONCRETE). (SEE MECH (M.G.A.T.)) (TYP.)
- EXIST. PLUMBING FIXTURES (SINK, TOILET, URINAL, ETC.) TO BE DEMOLISHED.
- CUT AND CAP ALL RELATED PLUMBING AS NECESSARY. (SEE MECH (M.G.A.T.)) (TYP.)
- EXIST. BRADLEY SINK TO BE DEMOLISHED. RELOCATED & REINSTALLED. CUT AND CAP ALL RELATED PLUMBING AS NECESSARY. (SEE MECH (M.G.A.T.)) (TYP.)
- ALL EXIST. WASHROOM ACCESSORIES TO BE DEMOLISHED.
- GC IS RESPONSIBLE TO KEEP NEW ONES ARE DELIVERED ACCESSORIES ON SITE UNIT (TYP. M.G.A.T.).
- 1 HOUR RATED CONSTRUCTION HARDWARE PARTITION U/LC W/407 SF SHEETROCK PRECOSE 'C' PANELS TO EACH SIDE OF 5" SF CONG. STUDS. EXTEND TO US OF EXISTING CEILING PROVIDE SMOKE AND FIRE SEALS AT JUNCTIONS (TYP. PROVIDE TEMPORARY CONSTRUCTION DOORS WITH LOCKS. PATCH AND REPAIR EXISTING WALL, FLOOR AND CEILING AS MAY BE REQUIRED AFTER DEMANTLING HARDWARE. (M.G.A.T.) (TYP.)



- GENERAL NEW NOTES:**
1. ALL DIMENSIONS TO BE SITE MEASURED AND VERIFIED.
  2. ALL PARTITIONS AND CONC. BLK WALLS EXTEND TO US OF SLAB UNLESS NOTED OTHERWISE.
  3. SUPPLY & INSTALL METRIC DIMENSION CONCRETE BLOCKS. ANY LOCATIONS WHERE CONCRETE BLOCKS ARE TO INFILL AN OPENING OR EXTEND AN EXISTING WALL, CONCRETE BLOCK DIMENSIONS AND PATTERNS TO MATCH EXISTING (IMPERIAL OR METRIC AS APPLICABLE).
  4. ALL CONCRETE BLOCK WALL EXPOSED CORNERS AND EDGES TO BE FINISHED WITH BULLNOSE UNIT. TYP.
  5. FIRE STOPPING SHALL BE PROVIDED ON TOP OF ALL WALLS FORMING FIRE SEPARATIONS AND AROUND ALL PIPE, CONDUIT AND DUCT PENETRATIONS AT FIRE SEPARATIONS.
  6. GC IS RESPONSIBLE TO DEMOLISH EXISTING CONCRETE BLOCK WALL AND PROVIDE SHORING TO ACCOMMODATE INSTALLATION OF NEW WASHROOM FIXTURES. INFILL OPENING WITH SIMILAR SIZE MASONRY UNIT. M.G.A.T. TYP.

- GENERAL NEW LEGEND:**
- NEW WALL OR PARTITION (TYP.)
- REFER TO PARTITION TYPE LEGEND
- EXIST. DOOR AND FRAME TO REMAIN (TYP.)
- NEW DOOR AND FRAME (TYP.) (REFER TO DOOR SCHEDULE)
- NEW PUSH BUTTON (TYP.) (SEE ELEC.)
- NEW FLOOR DRAIN (TYP.) (SEE MECH.)
- EXIST. RELOCATED BRADLEY SINK IF NOT OTHERWISE NOTED (SEE MECH.) (SEE ELEC.) (TYP.)
- NEW PLUMBING FIXTURES (SEE MECH.) (TYP.)

- WASHROOM ACCESSORIES LEGEND:**
- EB EMERGENCY CALL BUTTON/FULL STRING (SEE ELEC.)
  - CH COAT HOOK
  - FDBG FOLD-DOWN GRAB BAR
  - GB STRAIGHT GRAB BAR
  - GBL L-SHAPED GRAB BAR
  - HD HAND DRYER (SEE ELEC.)
  - MR1 MIRROR (TLTED)
  - MR2 MIRROR (FLAT)
  - MS METAL SHELF
  - PTD PAPER TOWEL DISPENSER
  - SD SOAP DISPENSER
  - SND SANITARY NAPKIN DISPOSAL
  - TPD TOILET PAPER DISPENSER

**PARTITION TYPES LEGEND**

TAG	GRAPHIC	DESCRIPTION
P1		CMU PARTITION V.I.F. NEW CONCRETE MASONRY UNIT INFILL TO MATCH EXIST. TO BE FINISHED TO MATCH EXISTING SIZE AND PATTERN. M.G.A.T. TYP.
P2		CMU PARTITION 6 in. CONCRETE MASONRY UNIT EXTEND 6'-6" AFF. CONCRETE MASONRY CAPS, TYP.
P3		CMU PARTITION 6 in. CONCRETE MASONRY UNIT. EXTEND TO 6' ABOVE CEILING OR AS OTHERWISE NOTED ON THE SECTIONS.

**NEW PARTITION NOTES**

ALL PARTITIONS EXTEND TO UNDERSIDE OF STRUCTURAL SLAB OR ROOF DECKING UNLESS OTHERWISE NOTED.

ALL FIRE SEPARATIONS, EXTERIOR WALL FIRE RESISTANCE RATINGS AND FIREWALL RATINGS SHALL CONFORM TO SUPPLEMENTARY STANDARDS S8-2 TO THE LATEST CBC, WITH RESPECT TO EQUIVALENT THICKNESS AND TYPE OF CONCRETE.

SUPPLY & INSTALL METRIC DIMENSION MASONRY UNIT. ANY LOCATIONS WHERE MASONRY UNITS ARE TO INFILL AN OPENING AT AN EXISTING WALL, MASONRY UNIT DIMENSIONS TO MATCH EXISTING (IMPERIAL OR METRIC AS APPLICABLE).

ALL CORNERS TO EXTERIOR AND INTERIOR MASONRY WALL TO BE ROUNDED BULLNOSE. TYP.

GENERAL CONTRACTOR IS RESPONSIBLE TO SUPPLY AND INSTALL ALL REQUIRED UNISTRUT FRAMING, BLOCKING, AND REINFORCEMENT TO SUPPORT WALL HUNG TOILETS, LAVATORIES, GRAB BARS, CEILING PLUNGES TOilet PARTITIONS, WALL STOPS, NEW MOTORIZE GYM CURTAIN DIVIDER, NEW MOTORIZE GYM STAGE DRAPING CURTAIN, BASKET BALL HOOP, ETC. GENERAL CONTRACTOR IS RESPONSIBLE TO COORDINATE LOCATIONS WITH SUB-CONTRACTORS.

NO.	DESCRIPTION	DATE
5	ISSUED FOR TENDER	2024.03.15
4	ISSUED FOR TENDER	2024.02.20
3	ISSUED FOR 50% CLIENT REVIEW	2024.02.15
2	ISSUED FOR BUILDING PERMIT	2024.02.02
1	ISSUED FOR CLIENT REVIEW	2023.11.20

**HAMILTON-DISTRICT SCHOOLS BOARD**

**HESS STREET ELEMENTARY SCHOOL RENOVATION PROJECT**

107 Hess Street North  
Hamilton, ON L8R 2T1

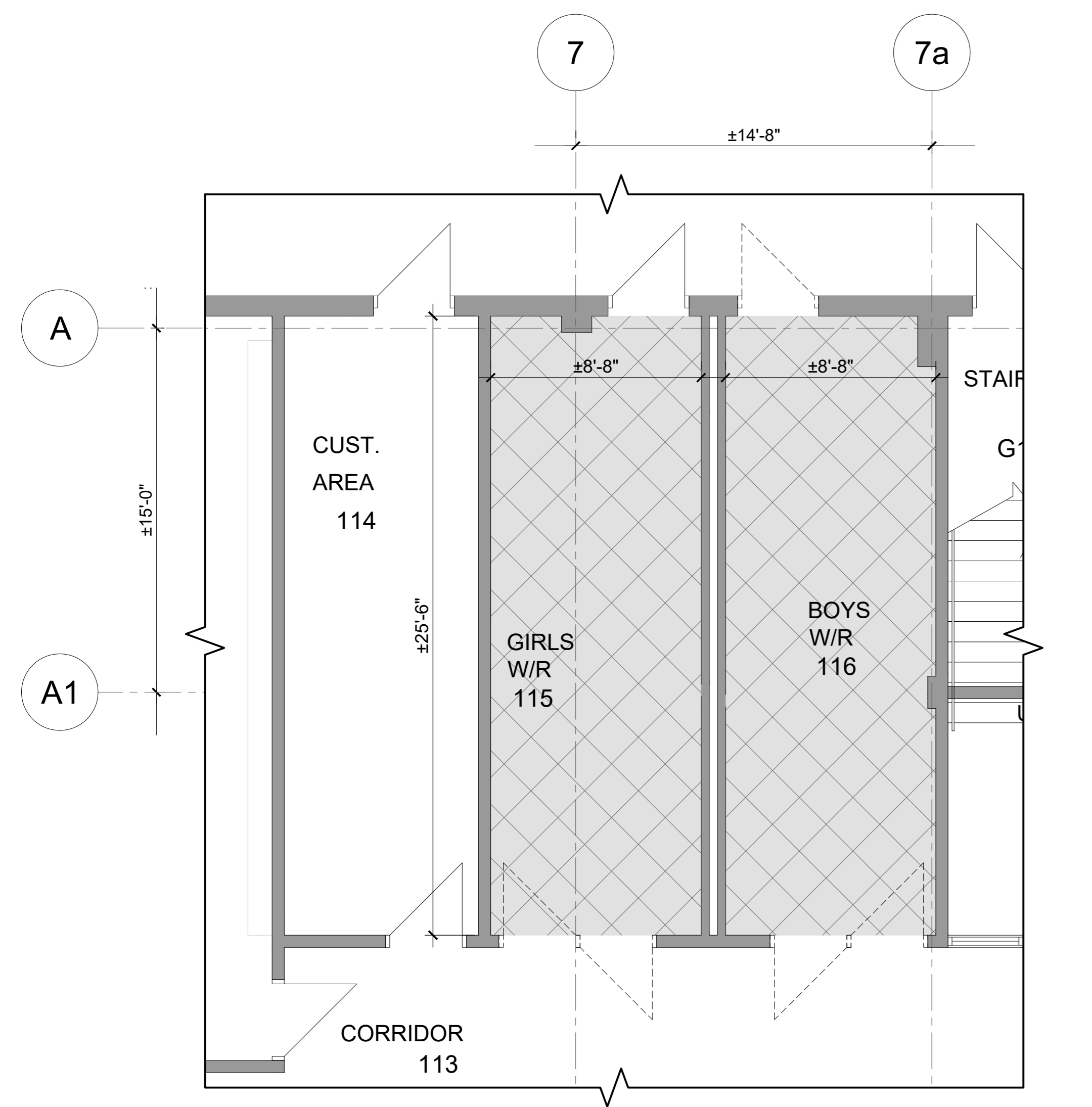
**NCA ARCHITECTS**

**SALAS O'BRIEN**  
ARCHITECTURAL CONSULTANT  
**CKE**  
ELECTRICAL CONSULTANT  
**CKE**

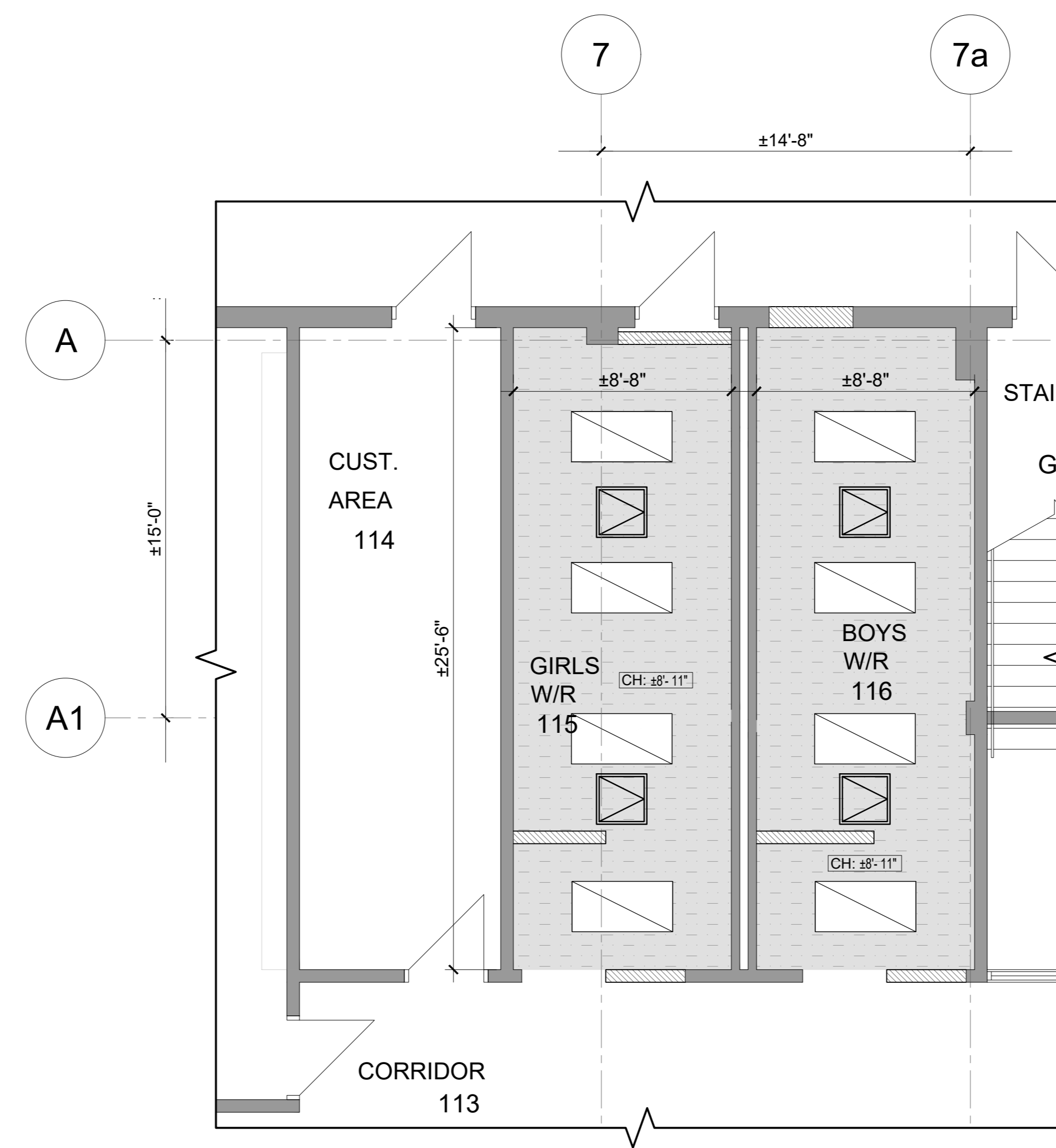
**PARTIAL SECOND FLOOR PLANS - GENERAL - DEMOLITION & NEW**

SHEET NO: **A102** DRAWN BY: **MMIP** CHECKED BY: **RN**  
PROJECT NO: **2320769**  
SCALE: **AS NOTED**

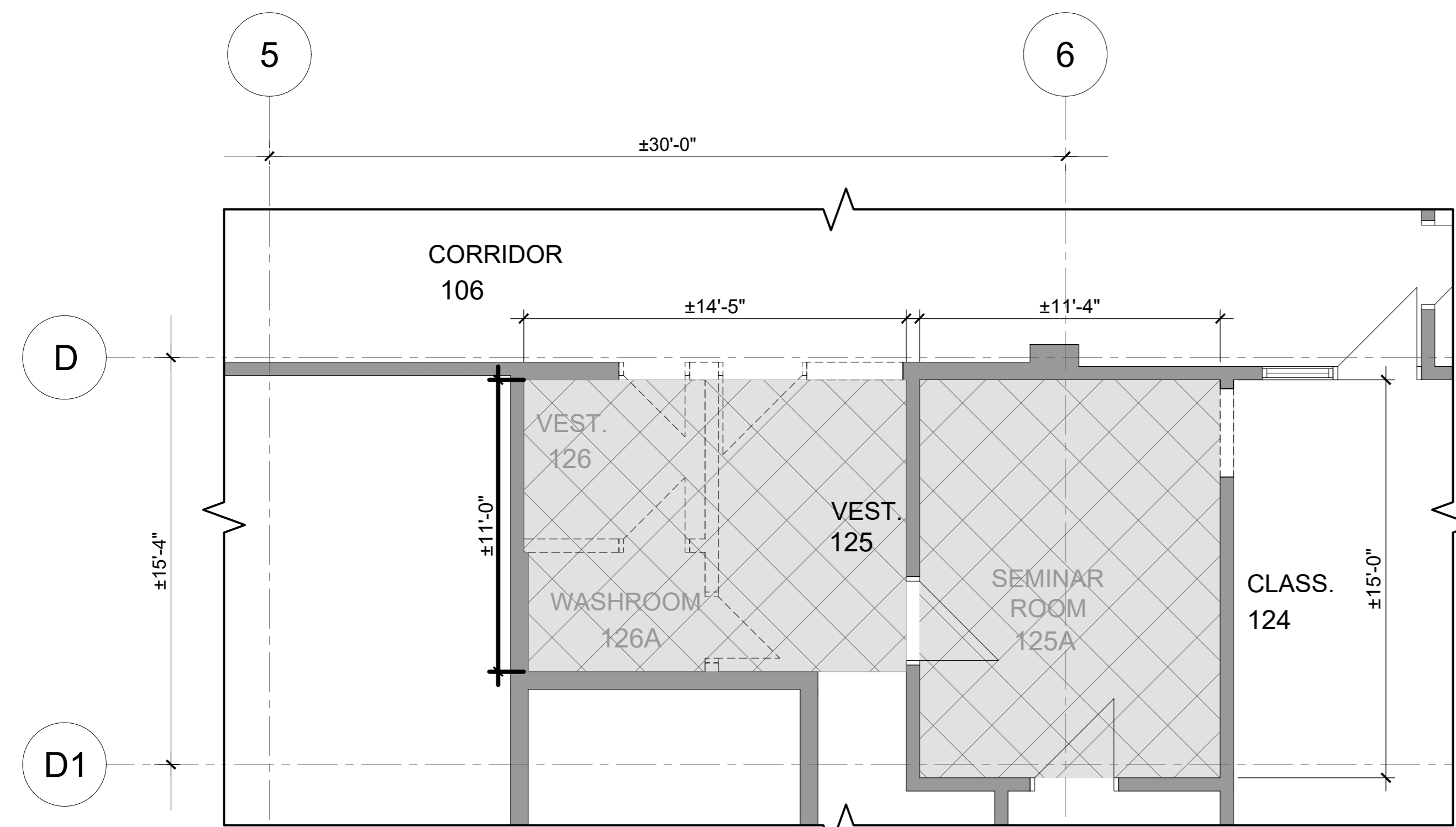




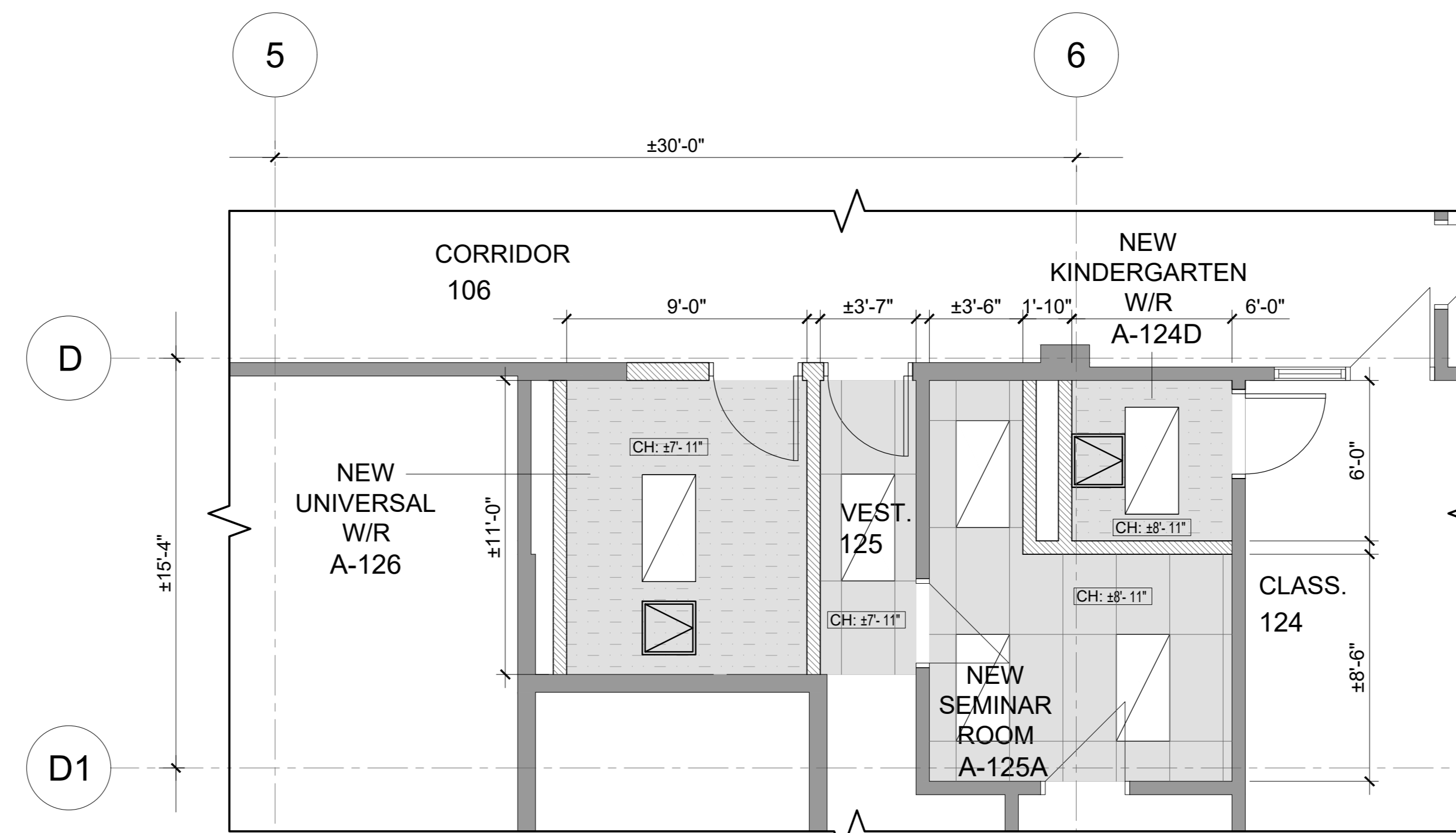
1 PARTIAL GROUND FLOOR PLAN - CEILING DEMOLITION  
SCALE: 1/4"=1'-0"



2 PARTIAL GROUND FLOOR PLAN - CEILING NEW  
SCALE: 1/4"=1'-0"



3 PARTIAL GROUND FLOOR PLAN - CEILING DEMOLITION  
SCALE: 1/4"=1'-0"



4 PARTIAL GROUND FLOOR PLAN - CEILING NEW  
SCALE: 1/4"=1'-0"

**REFLECTED CEILING PLAN DEMOLITION LEGEND**

	FRAMING EXIST. ORIGINAL T-BAR CEILING, FRAMES AND ALL MECH. & ELEC. COMPONENTS. ±8' NOT OTHERWISE NOTED. (M.G.A.T.) (TYP.) (SEE MECH. & ELEC.)
	EXIST. EXPOSED STRUCTURE TO REMAIN. DEMOLISH EXIST. LIGHT FIXTURES. REMOVE AND REINSTALL EXIST. SPEAKERS, FIRE ALARMS, EXIT SIGNS, ETC. PAINT FINISH (M.G.A.T.) (TYP.) (SEE MECH. & ELEC.)
TYP.	TYPICAL
EXIST. / EX	EXISTING
NC	NOT IN CONTRACT
M.G.A.T.	MAKE GOOD IN ALL TRADES AT JUNCTIONS

**REFLECTED CEILING PLAN DEMOLITION NOTES**

- THIS DRAWING IS TO BE COORDINATED WITH MECHANICAL & ELECTRICAL DRAWINGS. ANY DISCREPANCIES IN THE DRAWINGS TO BE REPORTED TO ARCHITECT/ENGINEER.
- REFER TO REFLECTED CEILING PLAN TO MAKE NECESSARY CHANGES OR DEMOLITION TO MATCH NEW LAYOUT AND FRAMES.
- REFER TO ELECTRICAL DRAWINGS FOR DEMOLITION OF EXISTING RECEPTACLES, CONDUITS, SWITCHES, ETC.
- REFER TO MECHANICAL DRAWINGS FOR DEMOLITION OF EXISTING MECHANICAL EQUIPMENTS, CONTROLS, DUCTS, PIPING, PLUMBING FIXTURES, ETC.
- WHERE EXISTING SUSPENDED ACOUSTIC CEILING TILES ARE DISTURBED TO PERFORM NECESSARY ALTERATIONS, THEY MUST BE RETURNED TO A CONDITION EQUAL TO BEFORE THEY WERE DISTURBED. ACOUSTIC CEILING TILES DAMAGED DURING THE ALTERATIONS MUST BE REPLACED.
- WHERE EXISTING DUCTWORK IS ALTERED, ALL NECESSARY CUTTING & PATCHING OF EXISTING BULKHEADS, WALLS & CEILING REQUIRED SHALL BE PERFORMED UNDER THIS CONTRACT SO TO LEAVE THE ENTIRE WORK IN A FINISHED AND WORKMAN LIKE CONDITION.
- REPAIR, PATCH, AND MAKE GOOD AT JUNCTIONS TO ALL RELATED EXISTING AREAS WHERE NEW STRUCTURAL FRAMES CONNECT.
- REPAIR, PATCH, AND MAKE GOOD AT JUNCTIONS ALL RELATED EXISTING AREAS TO ACCOMMODATE NEW MECHANICAL AND ELECTRICAL MODIFICATIONS AND NEW CONNECTIONS.
- CUT AND MAKE GOOD EXIST. CEILING WHERE TO RECEIVE NEW PARTITION, MOOPY AND PROVIDE ALL REQUIRED CEILING COMPONENTS. TO INCLUDE BUT NOT LIMITED TO: HANGERS, EXPOSED MAN TIE, EXPOSED CROSS TIE, WALL MOLDING LAY IN PANELS AND HOLD DOWN CLIPS WHERE REQUIRED.
- GENERAL CONTRACTOR IS RESPONSIBLE TO SUPPLY AND INSTALL ALL REQUIRED TIEES, FRAMING SUPPORT, BRACING, MAN TIEES, CARRYING CHANNELS, ACCESSORIES AND ALL RELATED COMPONENTS. TYP.

**REFLECTED CEILING PLAN NEW LEGEND**

**MATERIALS / FINISHES**

	NEW WATER RESISTANT GYPSUM BOARD CEILING. TYP. HANGERS SPACING: 1200mm O.C. MAX. WIRE TIEED OR CLIPPED TO 30mm METAL CARRYING CHANNELS @ 1200mm O.C. MAX. LONG METAL FURRING CHANNEL CLIPS TO ATTACH TO METAL FURRING CHANNELS SPACED AT 600mm O.C. MAX.
	NEW 2" x 4" ACOUSTIC CEILING TILE IN NEW SUSPENDED T-BAR, SUPPORTED TO DWG51, TYP.
CH: xxxxx	HEIGHT TO UNDERSIDE OF CEILING FROM FINISH FLOOR

**LIGHTING / ACCESS PANELS**

	NEW 2" x 2" RECESSED LIGHT FIXTURE. SEE ELEC. TYP.
	NEW 2" x 2" SURFACE MOUNTED LIGHT FIXTURE. SEE ELEC. TYP.
	NEW 2" x 2" ACCESS PANEL. TYP. GO TO CO-ORDINATE WITH ELEC. CONTRACTOR EXACT LOCATION.

**REFLECTED CEILING PLAN NEW NOTES**

- ALL DIMENSIONS TO BE SITE MEASURED AND VERIFIED.
- THIS DRAWING TO BE READ IN CONJUNCTION WITH STRUCTURAL, MECHANICAL, ELECTRICAL, REFLECTED CEILING PLAN DEMOLITION & ROOM FINISH SCHEDULE DRAWINGS. REPORT ANY DISCREPANCIES OR CONFLICTS BETWEEN CONSULTANT'S DRAWINGS TO THE ARCHITECT.
- CUT AND MAKE GOOD EXISTING CEILING TO RECEIVE NEW PARTITION, MOOPY AND PROVIDE ALL REQUIRED CEILING SYSTEM COMPONENTS INCLUDE BUT NOT LIMITED TO HANGERS, EXPOSED MAN TIE, EXPOSED CROSS TIE, WALL MOLDING LAY IN PANELS AND HOLD DOWN CLIPS WHERE REQUIRED.
- ALL ACOUSTIC TILE CEILING WILL BE AN ADDITIONAL FINISH LAYER TO THE RAISED FLOOR ASSEMBLY AND ROOF ASSEMBLIES EXCEPT AS SHOWN OTHERWISE.
- IN ALL AREAS OF WORK, SMOKE AND FIRE SEAL ALL CONNECTIONS AND WALL PENETRATIONS.

NO.	DESCRIPTION	DATE
1	ISSUED FOR BUILDING PERMIT	2023.11.02
2	ISSUED FOR BUILDING PERMIT	2024.02.15
3	ISSUED FOR 50% CLIENT REVIEW	2024.02.20
4	ISSUED FOR TENDER	2024.02.20
5	ISSUED FOR TENDER	2024.02.20

**HAMILTON-WENTWORTH DISTRICT SCHOOL BOARD**

**HESS STREET ELEMENTARY SCHOOL RENOVATION PROJECT**

107 Hess Street North  
Hamilton, ON L8R 2T1

**NCA ARCHITECTS**  
225 Dundas St. W.  
Toronto, ON M5G 1C4  
Tel: 416 593 8822  
Fax: 416 593 8823  
www.nca.com

**SALAS OBRIEN**  
STRUCTURAL CONSULTANT  
**CKE**  
ELECTRICAL CONSULTANT  
**CKE**

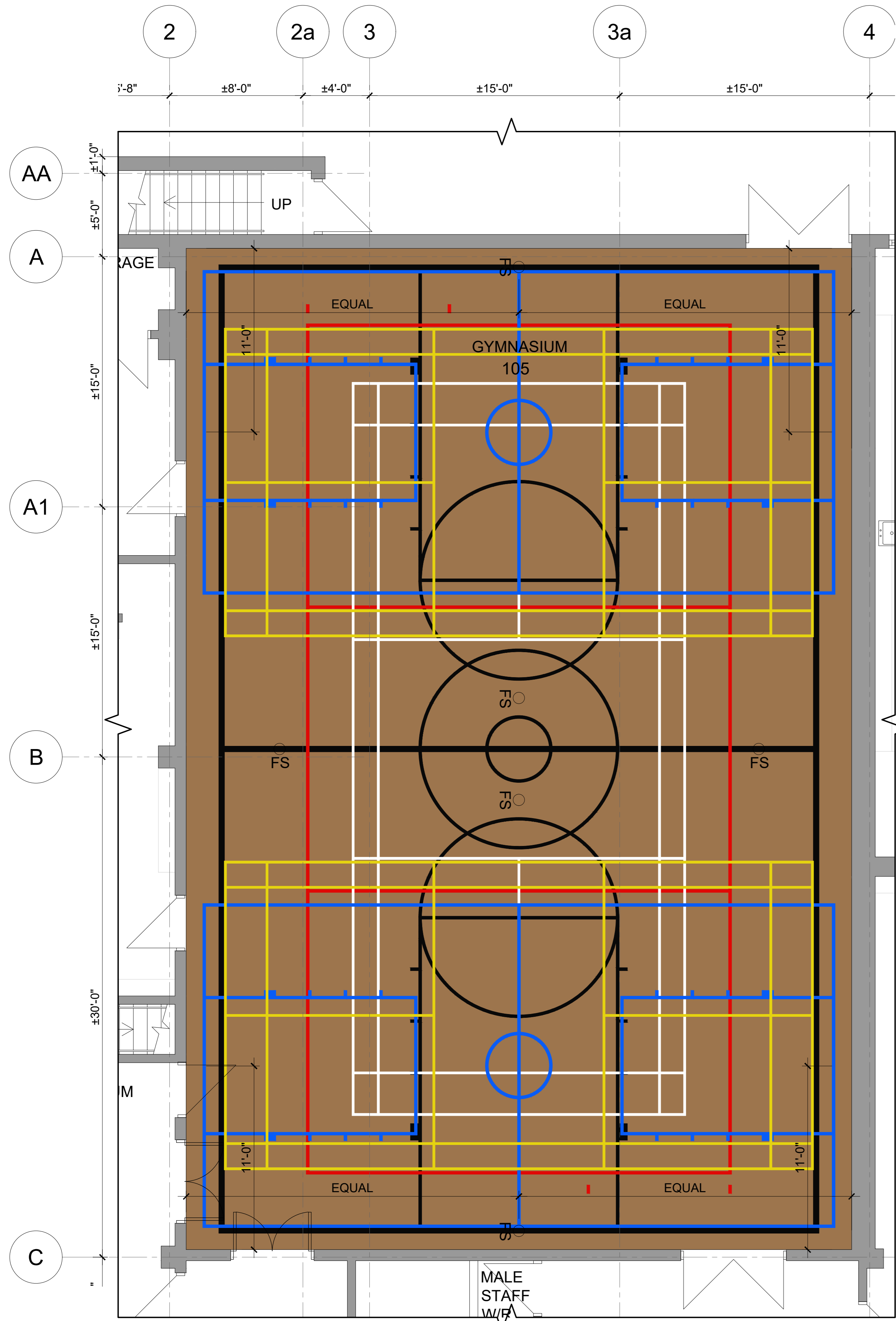
**SHEET TITLE**  
PARTIAL GROUND FLOOR PLANS - REFLECTED CEILING PLAN - DEMOLITION & NEW

**SHEET NO.** A201  
**DESIGNED BY** MM/JP  
**CHECKED BY** RN  
**PROJECT NO.** 2320769  
**SCALE** AS NOTED

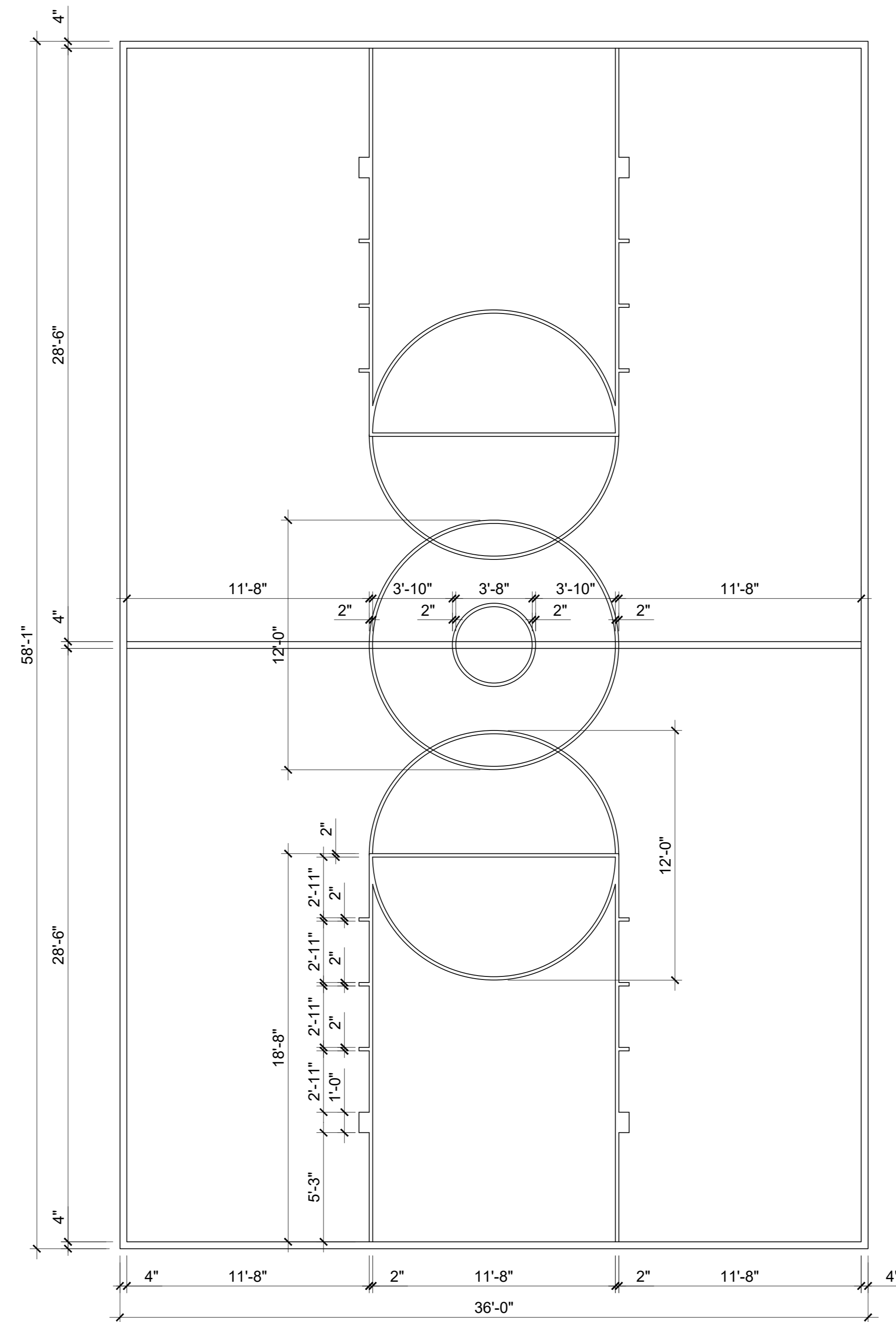




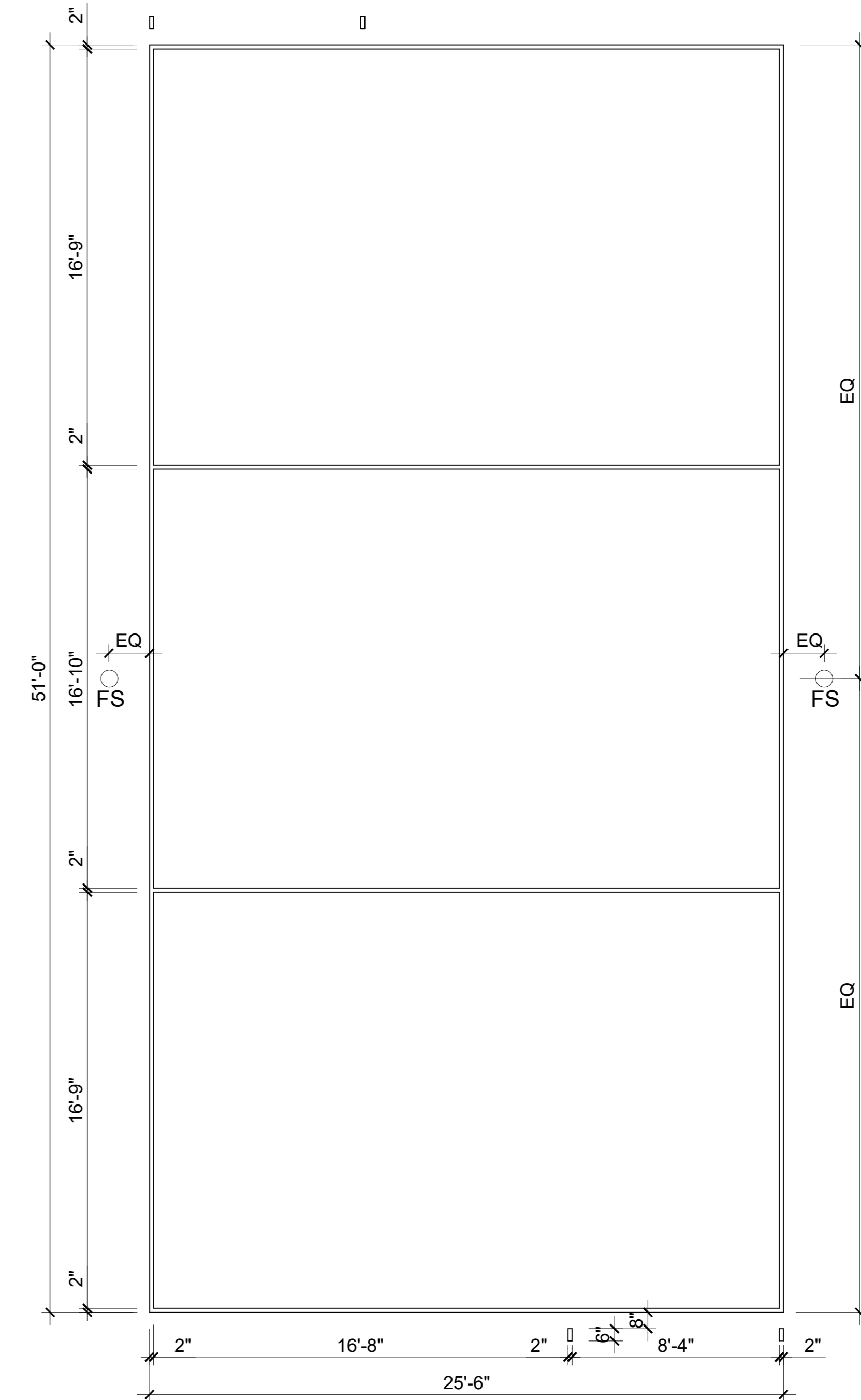




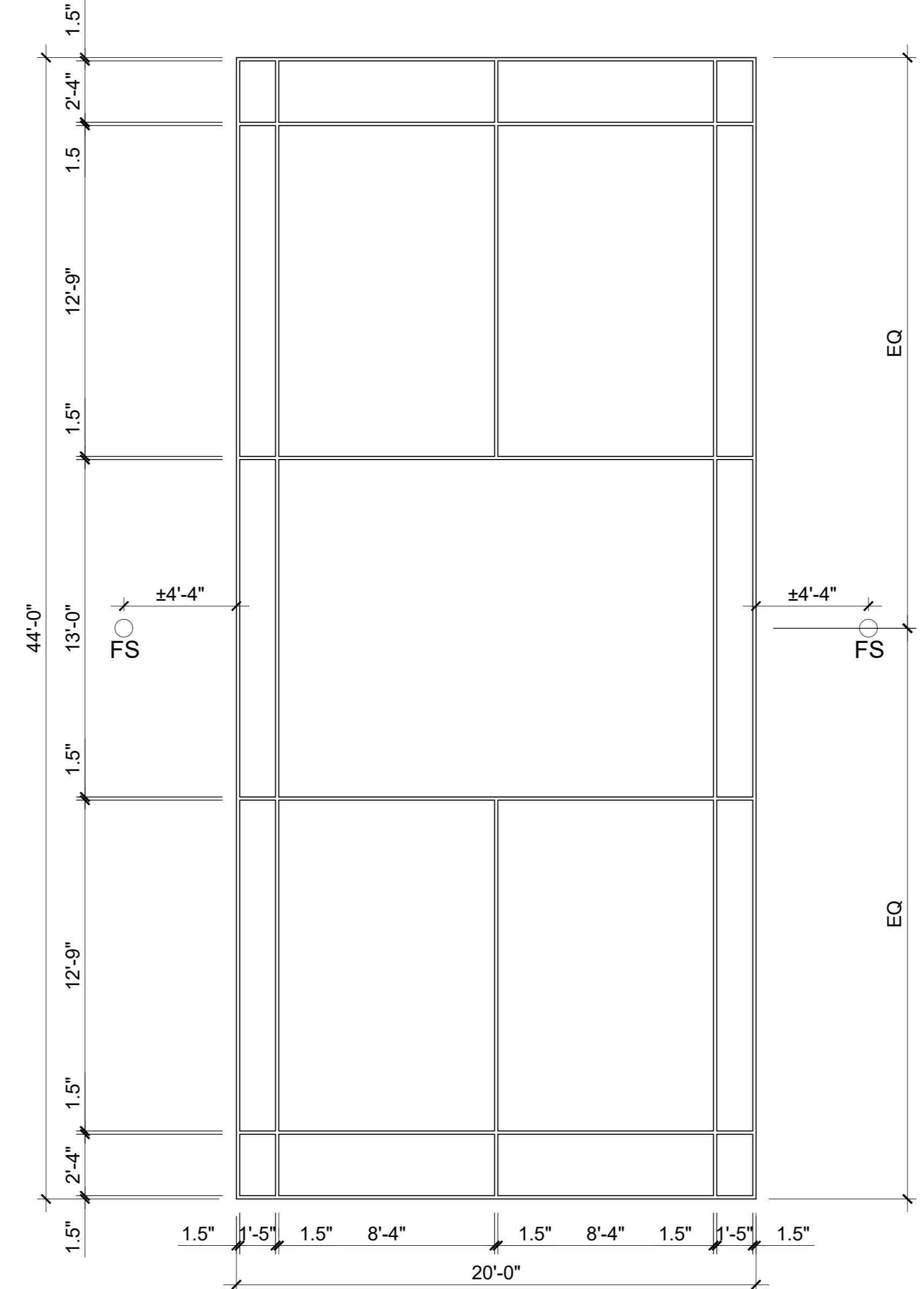
1 GYMNASIUM 105 - GAME LINES - NEW  
A300B SCALE: 1/4"=1'-0"



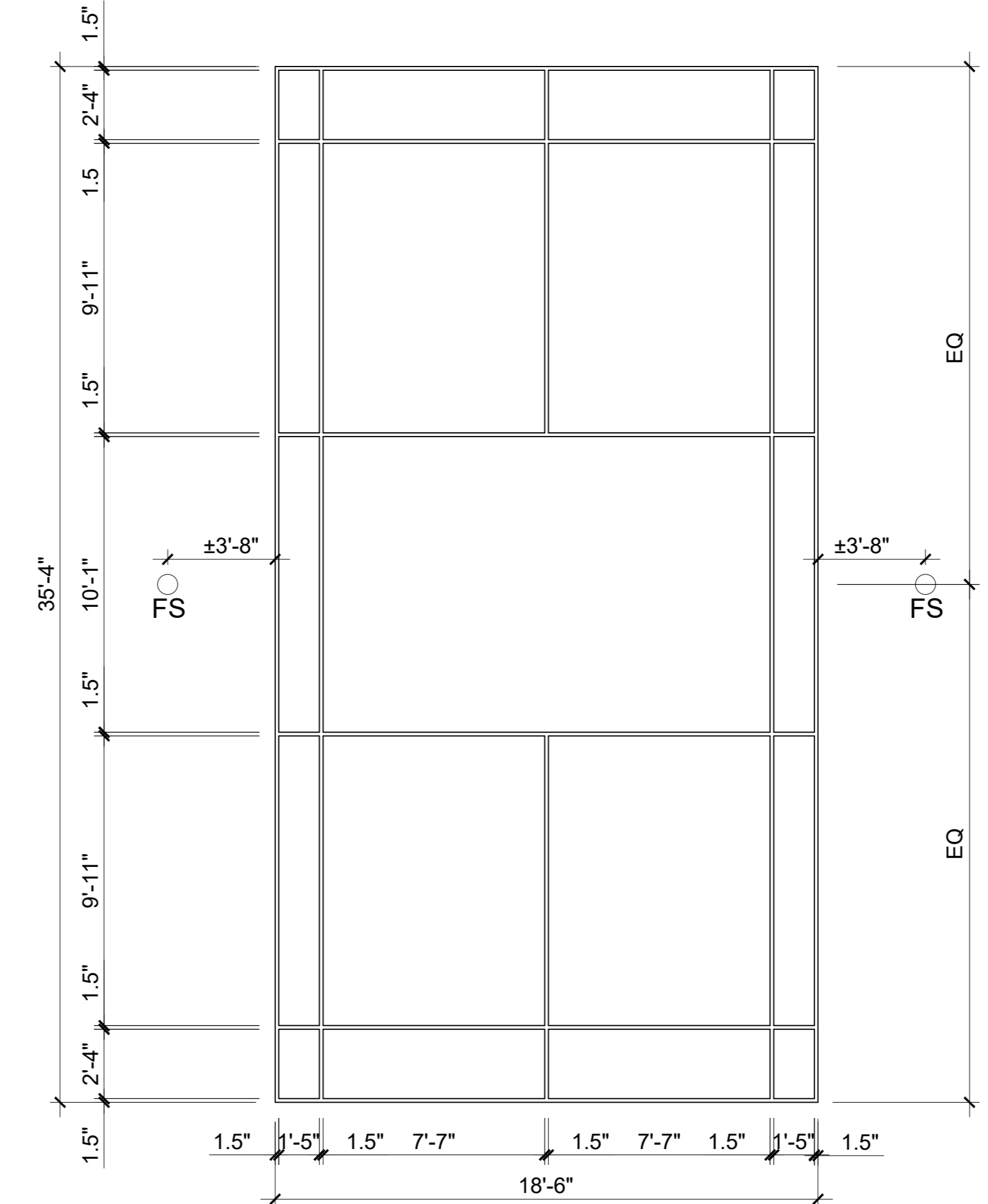
BASKETBALL COURT (MAIN)  
COLOR: BLACK  
4" PERIMETER + MID-COURT LINES  
2" ALL OTHER LINES



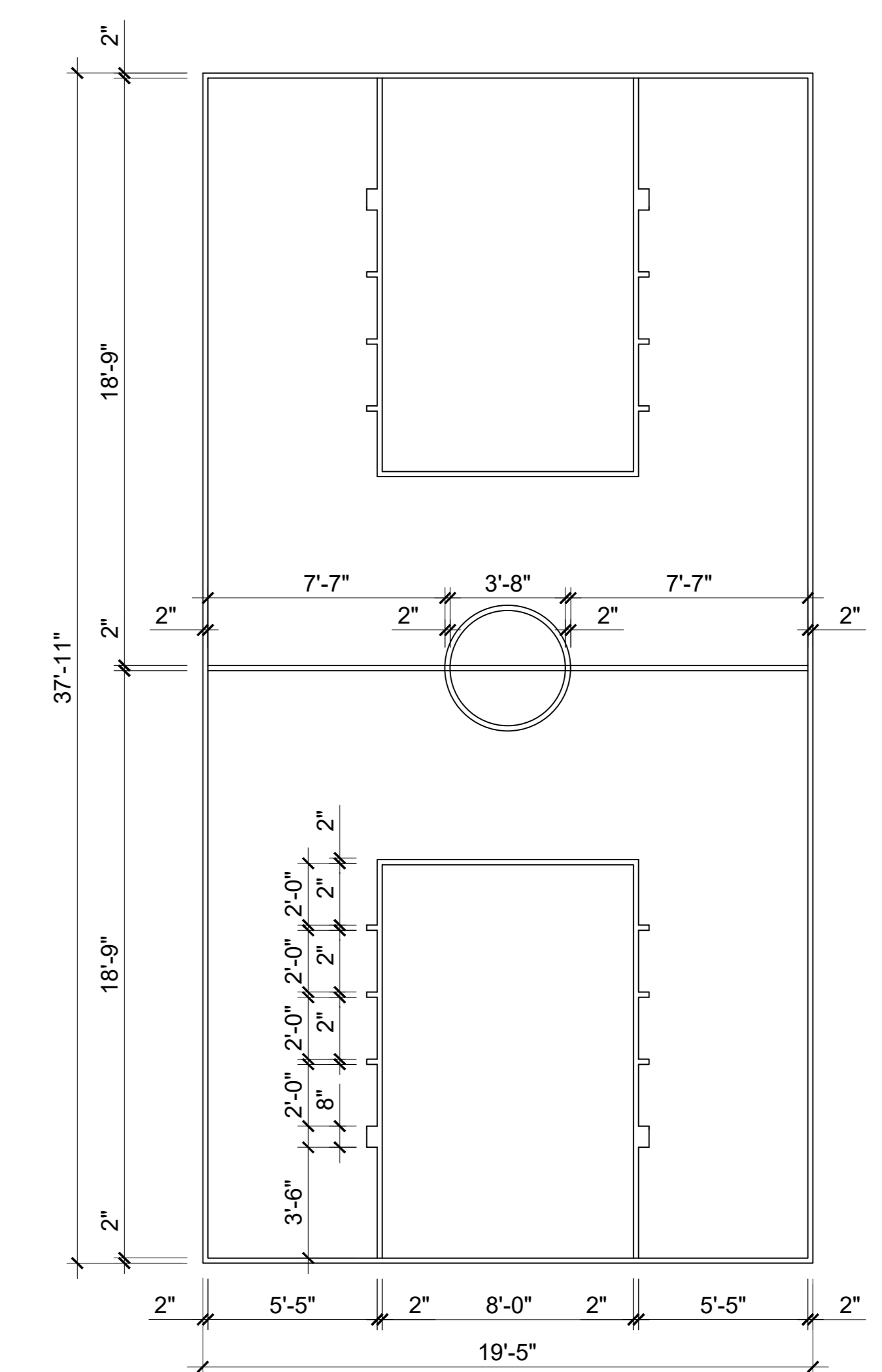
VOLLEYBALL COURT (MAIN)  
COLOR: RED  
2" ALL LINES



BADMINTON COURT (MAIN)  
COLOR: WHITE  
1.5" ALL LINES



BADMINTON COURT (PRATICE)  
COLOR: YELLOW  
1.5" ALL LINES



BASKETBALL COURT (PRACTICE)  
COLOR: BLUE  
2" ALL LINES

GYMNASIUM LEGEND

○	NEW FLOOR SOCKET, RING AND PLUG (TYP.)
FS	

NO.	DESCRIPTION	DATE
5	ISSUED FOR TENDER	2024 MAR.
4	ISSUED FOR TENDER	2024.02.20
3	ISSUED FOR 50% CLIENT REVIEW	2024.02.15
2	ISSUED FOR BUILDING PERMIT	2024.02.02
1	ISSUED FOR CLIENT REVIEW	2023.11.20



**HESS STREET ELEMENTARY SCHOOL RENOVATION PROJECT**  
107 Hess Street North  
Hamilton, ON L8R 2T1

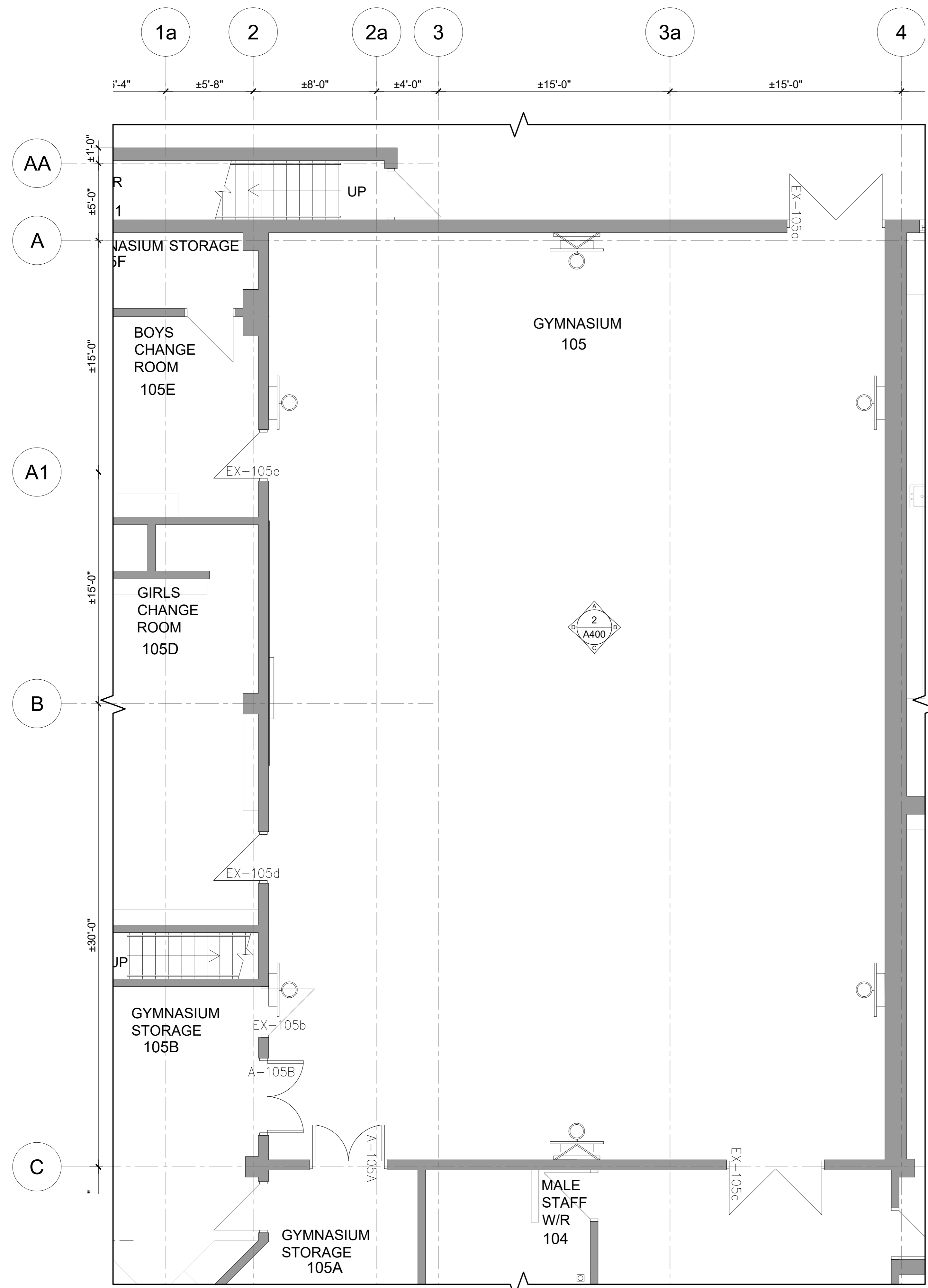
**NCA ARCHITECTS**  
225 Dundas St. W.  
Toronto, ON M5G 1C4  
Tel: 416 593 8822  
Fax: 416 593 8823  
www.nca.com

**SALAS OBRIEN**  
ELECTRICAL CONSULTANT  
**CKE**  
ELECTRICAL CONSULTANT

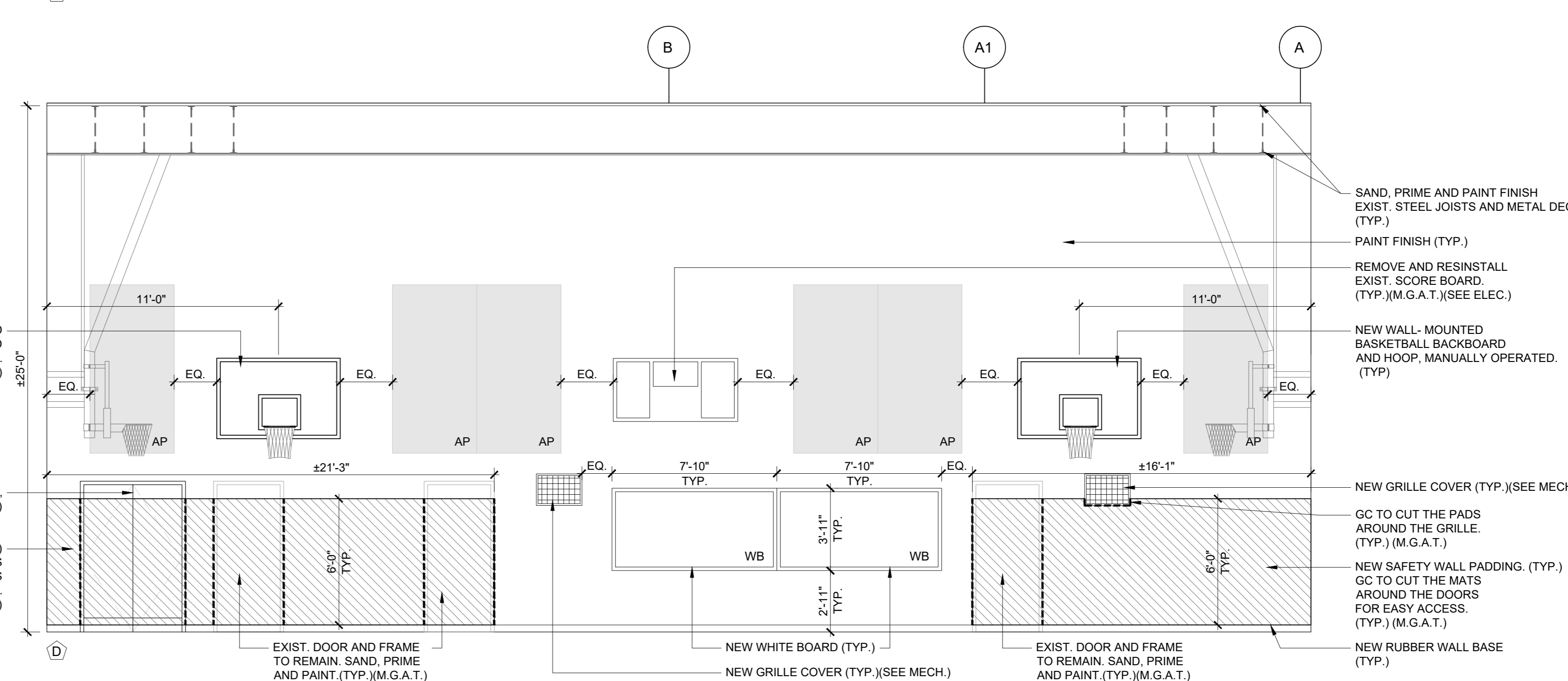
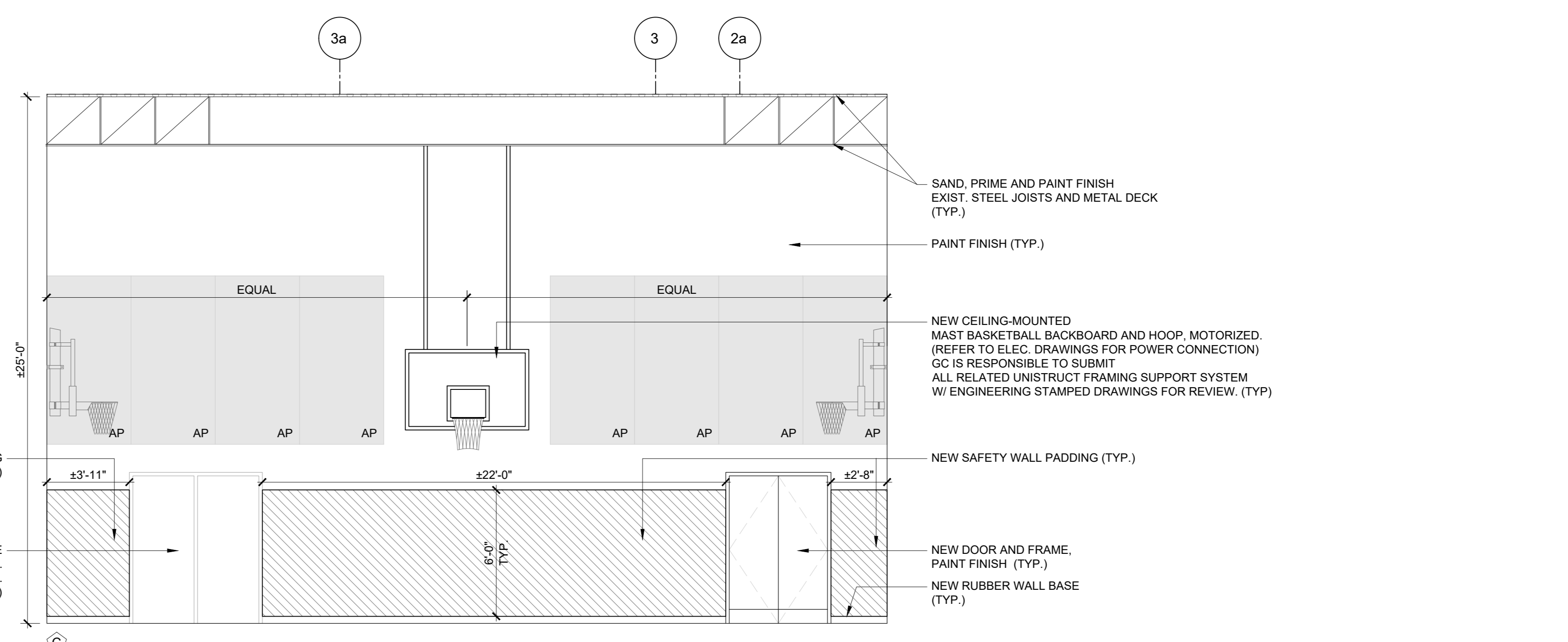
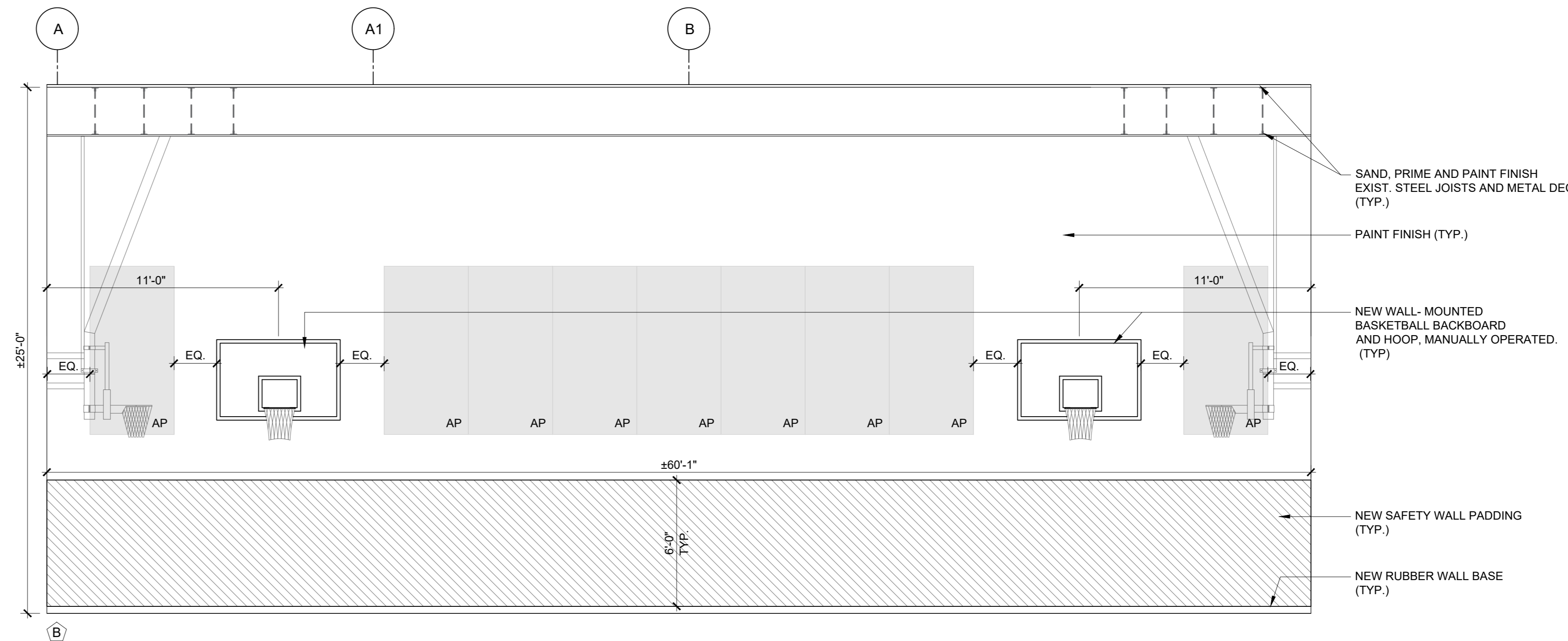
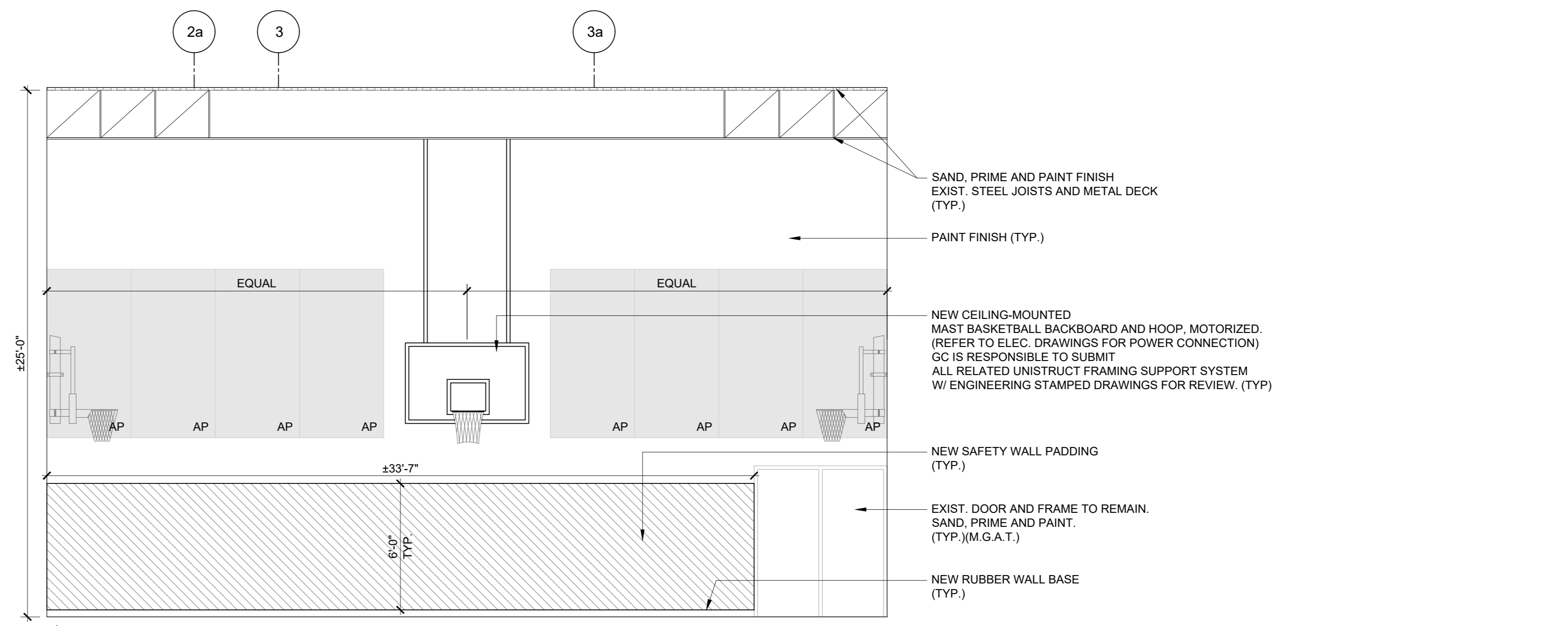
SHEET TITLE  
GYMNASIUM 105 - GAME LINES - NEW  
SHEET NO. A300B  
DRAWN BY MM/JP  
CHECKED BY RN  
PROJECT NO. 2320769  
SCALE: AS NOTED







1 PARTIAL GROUND FLOOR PLAN - GYMNASIUM 105  
SCALE: 1/4"=1'-0"



2 INTERIOR ELEVATIONS - GYMNASIUM 105  
SCALE: 1/4"=1'-0"

**TYPICAL LEGEND:**

TYP.	TYPICAL
EXIST.	EXISTING
NC	NOT IN CONTRACT
M.G.A.T.	MAKE GOOD ON ALL TRADES AT JUNCTIONS
AF	ABOVE FINISHED FLOOR

**GYM INTERIOR ELEVATIONS LEGEND:**

[Symbol]	NEW FABRIC ACOUSTIC PANEL 8'-0" HEIGHT 4'-0" WIDTH (TYP.)
AP	

NO.	DESCRIPTION	DATE
4	ISSUED FOR TENDER	2024.MAR.
3	ISSUED FOR TENDER	2024.02.20
2	ISSUED FOR 90% CLIENT REVIEW	2024.02.15
1	ISSUED FOR CLIENT REVIEW	2023.11.20

**HAMILTON-WENTWORTH DISTRICT SCHOOL BOARD**

**HESS STREET ELEMENTARY SCHOOL RENOVATION PROJECT**

107 Hess Street North  
Hamilton, ON L8R 2T1

**NCA ARCHITECTS**

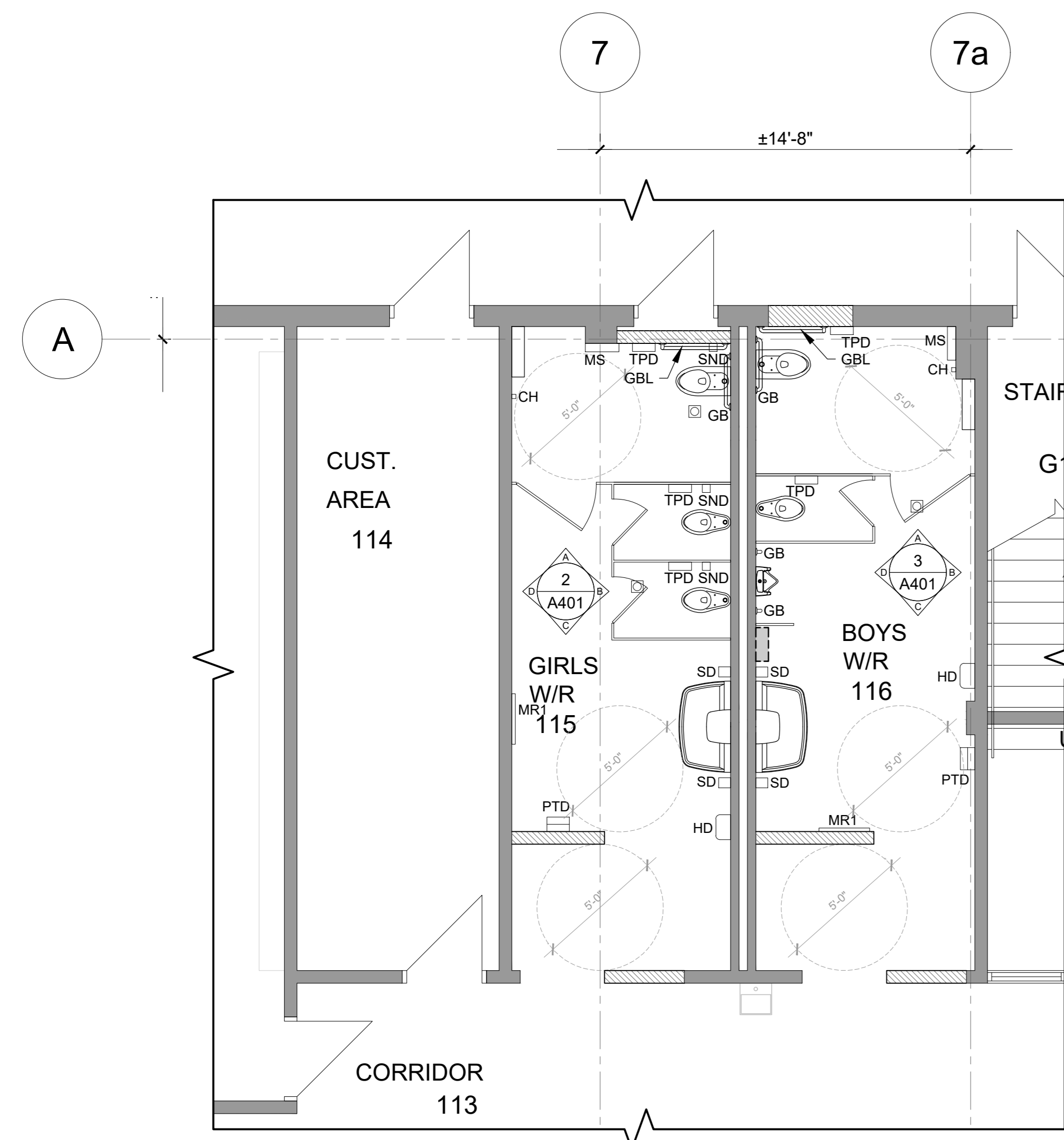
**SALAS OBRIEN**  
ARCHITECTURAL CONSULTANT

**CKE**  
ELECTRICAL CONSULTANT

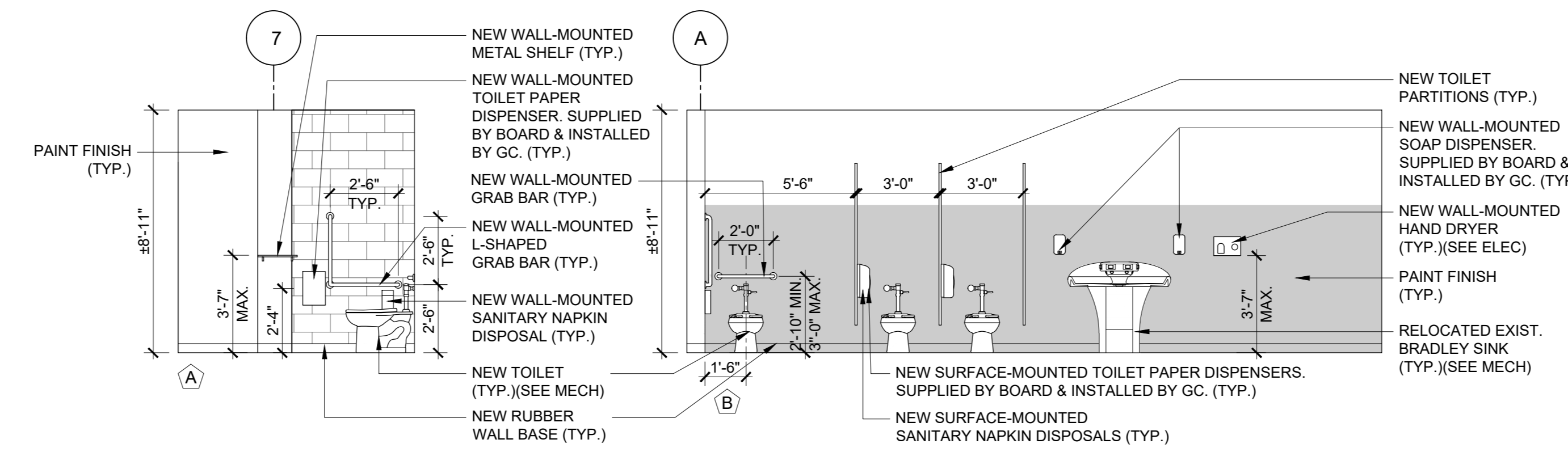
**CKE**

**INTERIOR ELEVATIONS**

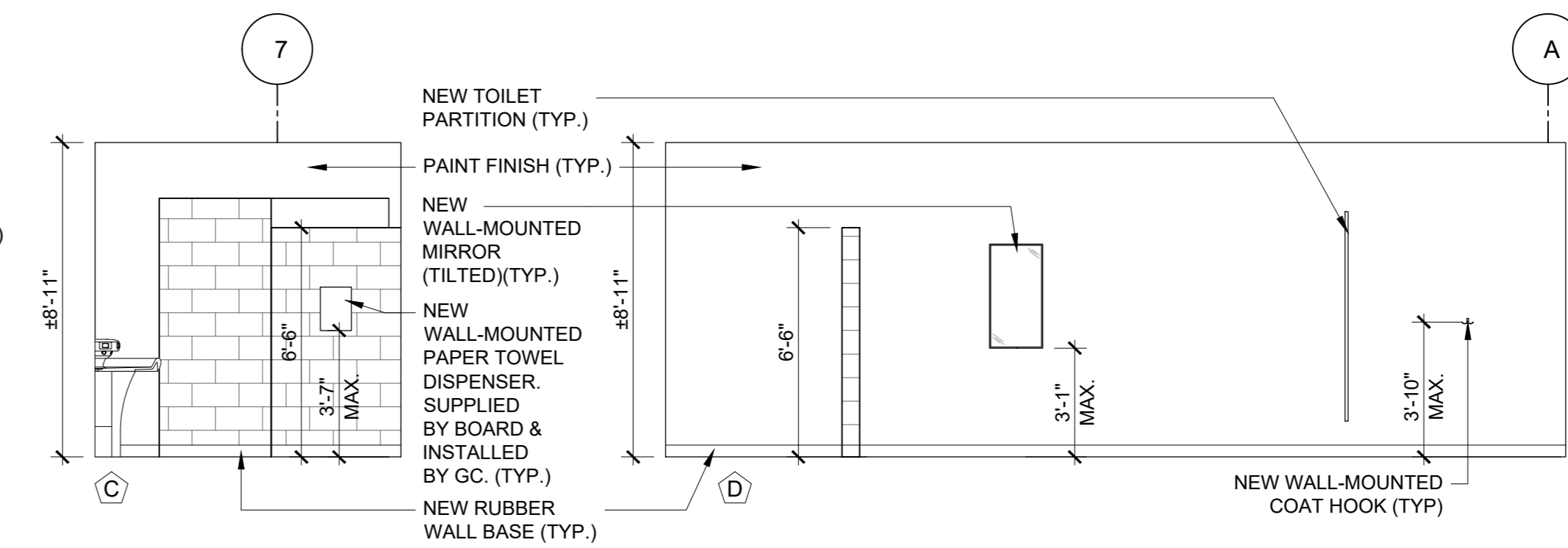
SHEET NO.	MM/JP	DR/PEP
A400		RN
PROJECT NO.	2320769	
SCALE	AS NOTED	



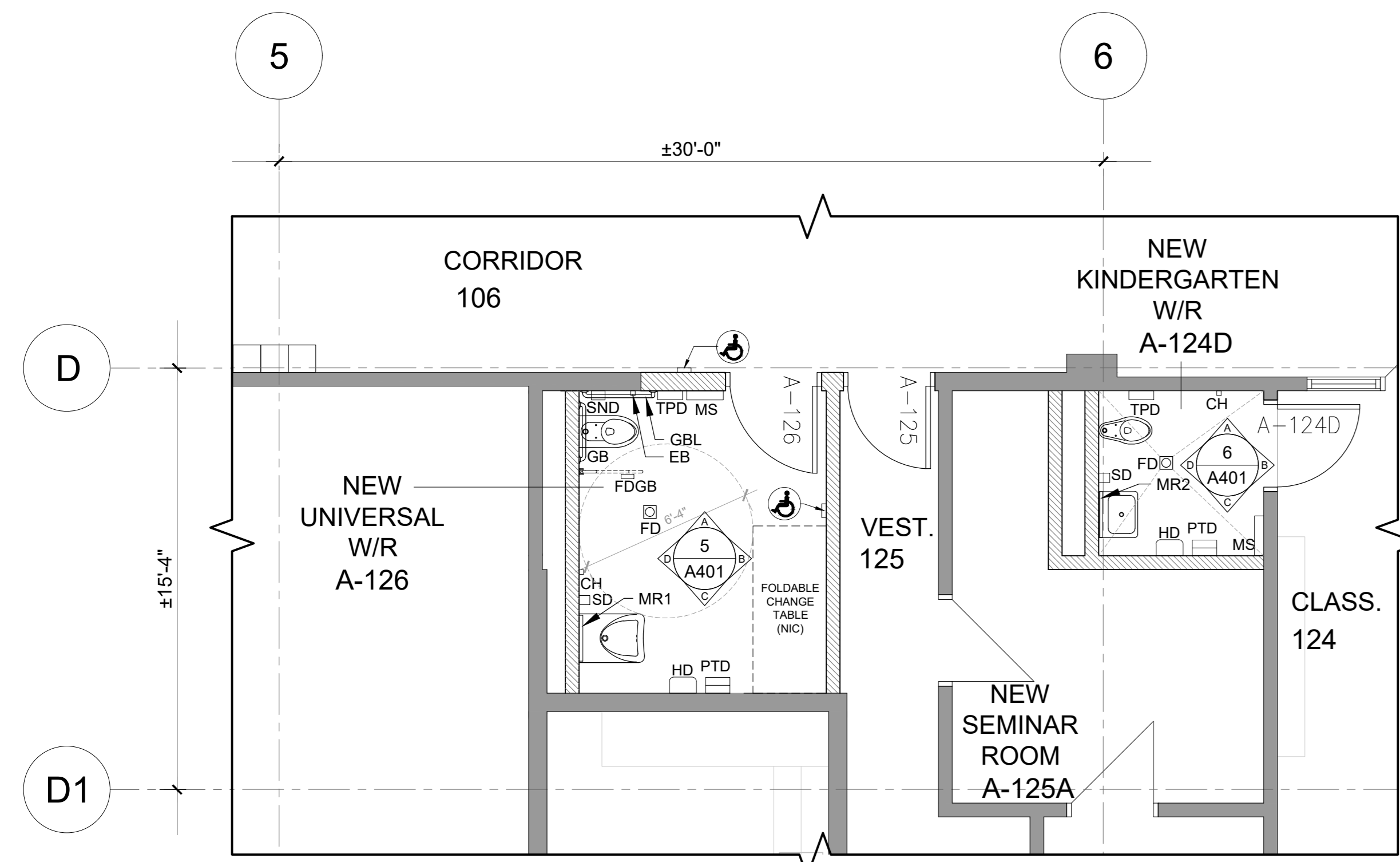
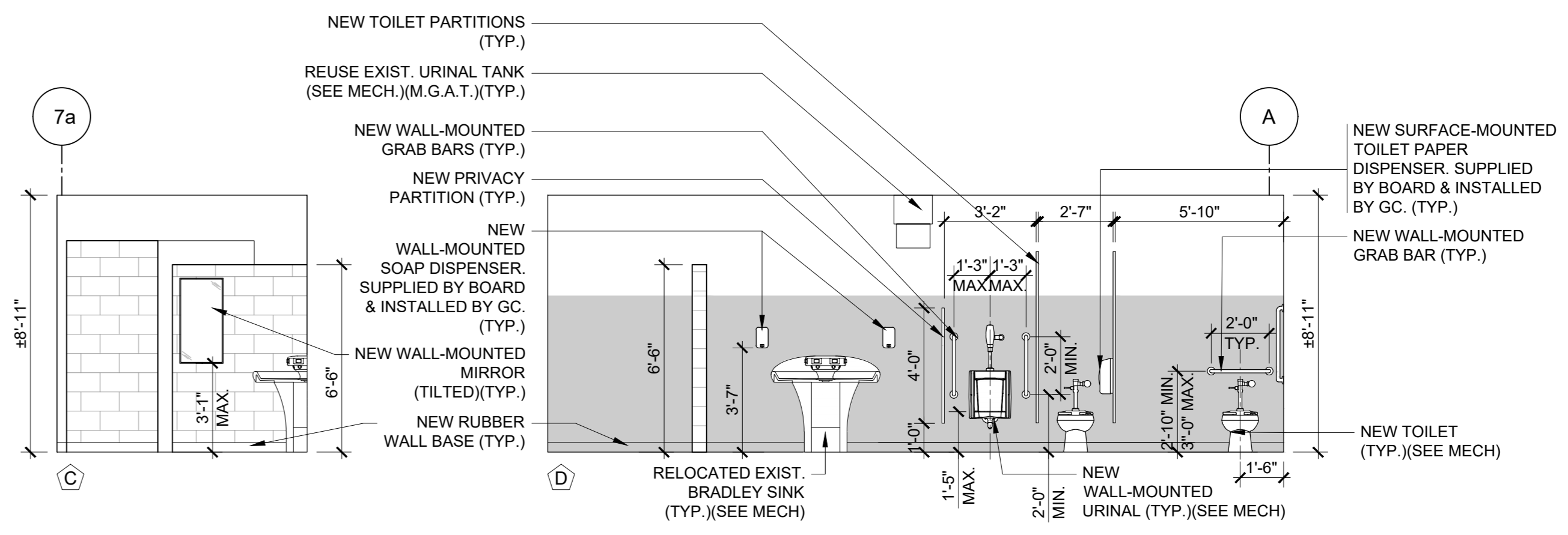
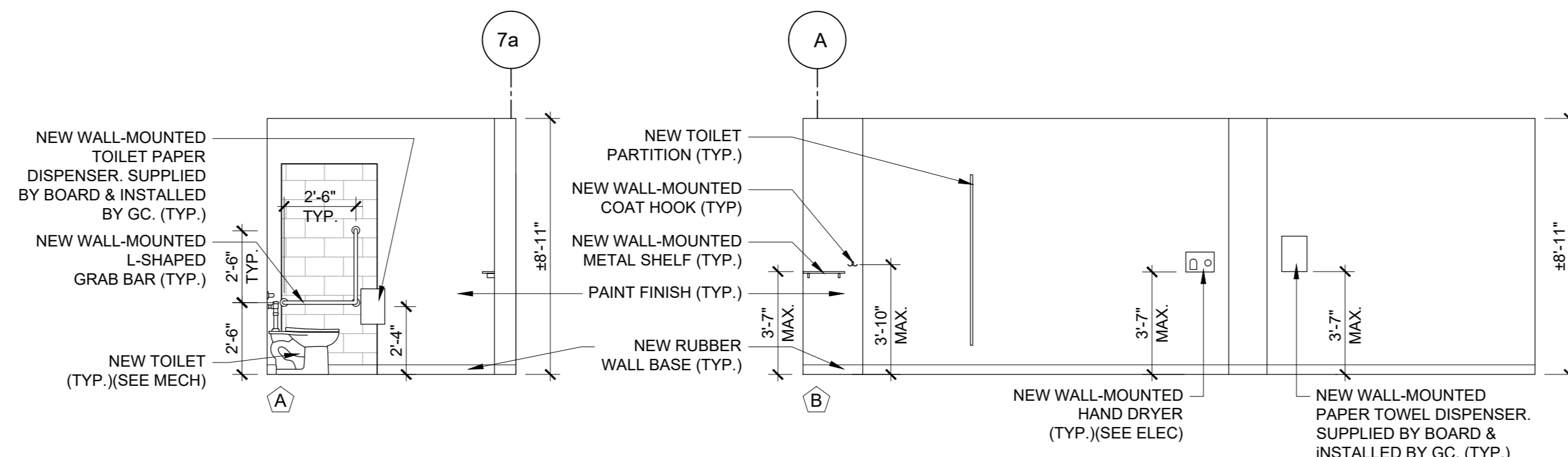
**1 PARTIAL GROUND FLOOR PLAN - WASHROOMS**  
 A401 SCALE: 1/4"=1'-0"



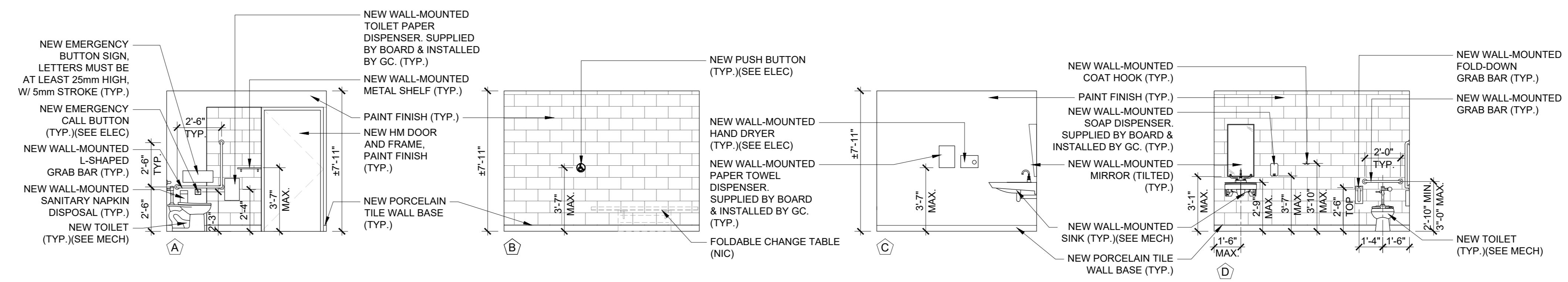
**2 GIRLS WASHROOM 115 - INTERIOR ELEVATIONS**  
 A401 SCALE: 1/4"=1'-0"



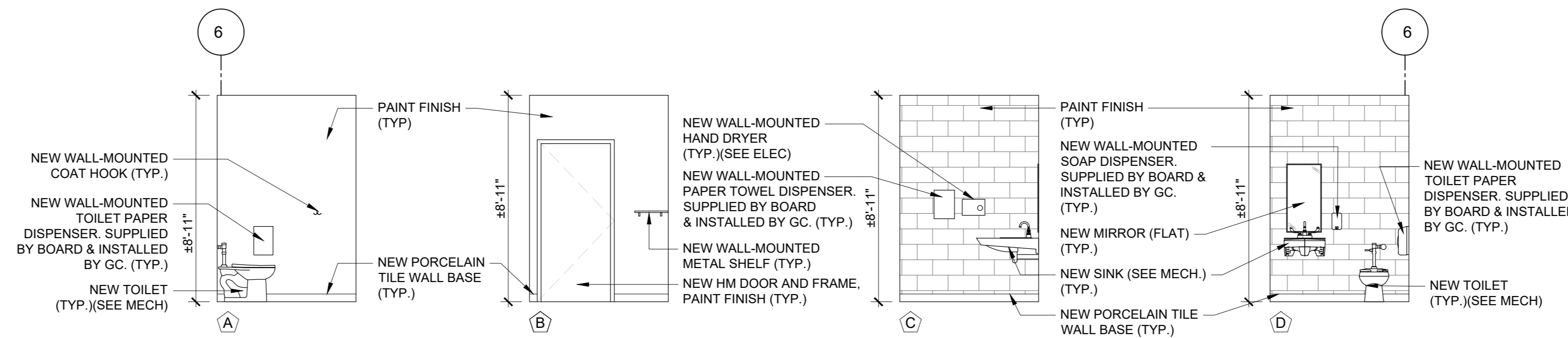
**3 BOYS WASHROOM 116 - INTERIOR ELEVATIONS**  
 A401 SCALE: 1/4"=1'-0"



**4 PARTIAL GROUND FLOOR PLAN - WASHROOMS**  
 A401 SCALE: 1/4"=1'-0"



**5 NEW UNIVERSAL WASHROOM A-126 - INTERIOR ELEVATIONS**  
 A401 SCALE: 1/4"=1'-0"



**6 NEW KINDERGATEN WASHROOM A-124D - INTERIOR ELEVATIONS**  
 A401 SCALE: 1/4"=1'-0"

**TYPICAL LEGEND:**

TYP. TYPICAL  
 EXIST. EXISTING  
 NIC NOT IN CONTRACT  
 M.G.A.T. MAKE GOOD ON ALL TRADES AT JUNCTIONS  
 AFF ABOVE FINISHED FLOOR

**WASHROOM ACCESSORIES LEGEND:**

EB EMERGENCY CALL BUTTON/PULL STRING (SEE ELEC.)  
 CH COAT HOOK  
 FDGB FOLD-DOWN GRAB BAR  
 GB STRAIGHT GRAB BAR  
 GBL L-SHAPED GRAB BAR  
 HD HAND DRYER (SEE ELEC.)  
 MR1 MIRROR (FLAT)  
 MR2 MIRROR (TILTED)  
 MS METAL SHELF  
 PTD PAPER TOWEL DISPENSER  
 SD SOAP DISPENSER  
 SND SANITARY NAPKIN DISPOSAL  
 TPD TOILET PAPER DISPENSER

**WIR INTERIOR ELEVATIONS LEGEND:**

CUT EXIST. CONCRETE BLOCK WALL TO 48" AFF. TO ACCOMMODATE ALL PLUMBING, REPAIRMENT AND CONNECTION WORK - REFER TO DRAWINGS H41 AND H42 (SEE MECH./M.G.A.T.) (TYP.)

NO.	DESCRIPTION	DATE
4	ISSUED FOR TENDER	2024.MAR.
3	ISSUED FOR TENDER	2024.FEB.20
2	ISSUED FOR 90% CLIENT REVIEW	2024.OCT.15
1	ISSUED FOR CLIENT REVIEW	2023.11.20

**HAMILTON-DISTRICT SCHOOL BOARD**

**HESS STREET ELEMENTARY SCHOOL RENOVATION PROJECT**

107 Hess Street North  
 Hamilton, ON L8R 2T1

**NCA ARCHITECTS**

225 Dundas St. W.  
 Toronto, ON M5G 1C4  
 TEL: 416 593 8822  
 FAX: 416 593 8823  
 WWW.NCA.COM

**PROJECT ARCHITECT**  
**SALAS OBRIEN**

**PROJECT ELECTRICAL CONSULTANT**  
**CKE**

**PROJECT MECHANICAL CONSULTANT**  
**CKE**

**SHEET TITLE**  
 INTERIOR ELEVATIONS

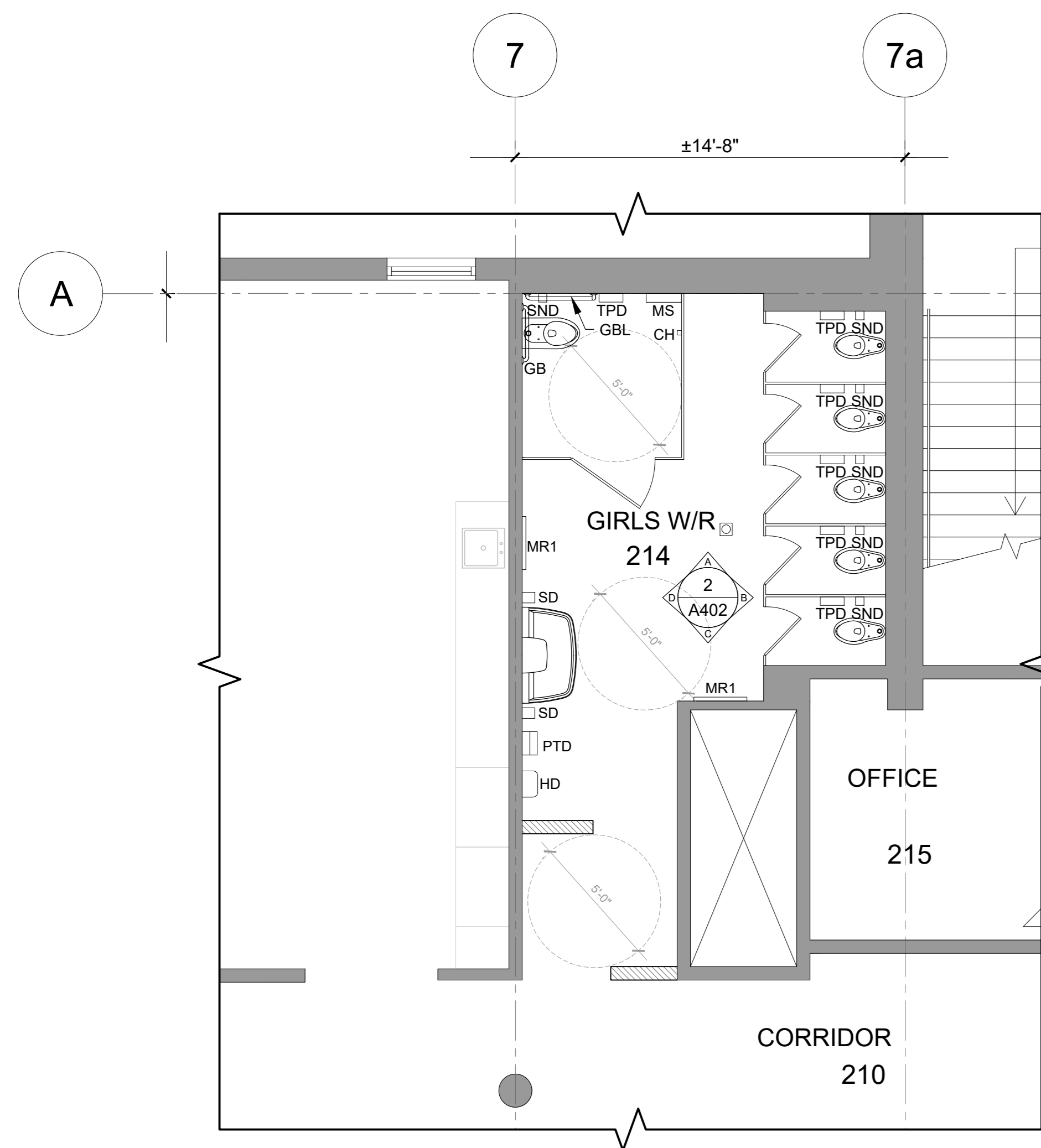
**SHEET NO.**  
 A401

**DESIGNED BY**  
 MMIP

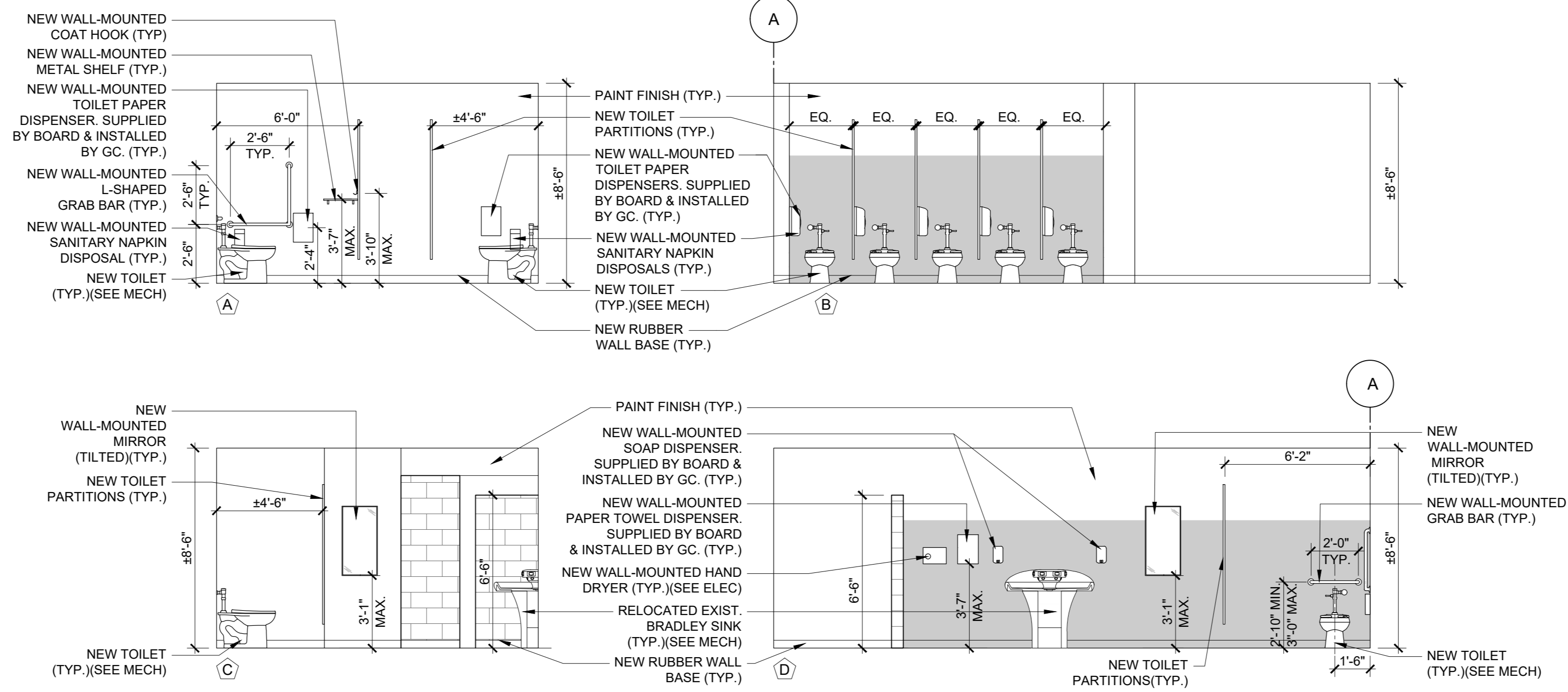
**CHECKED BY**  
 RN

**PROJECT NO.**  
 2320769

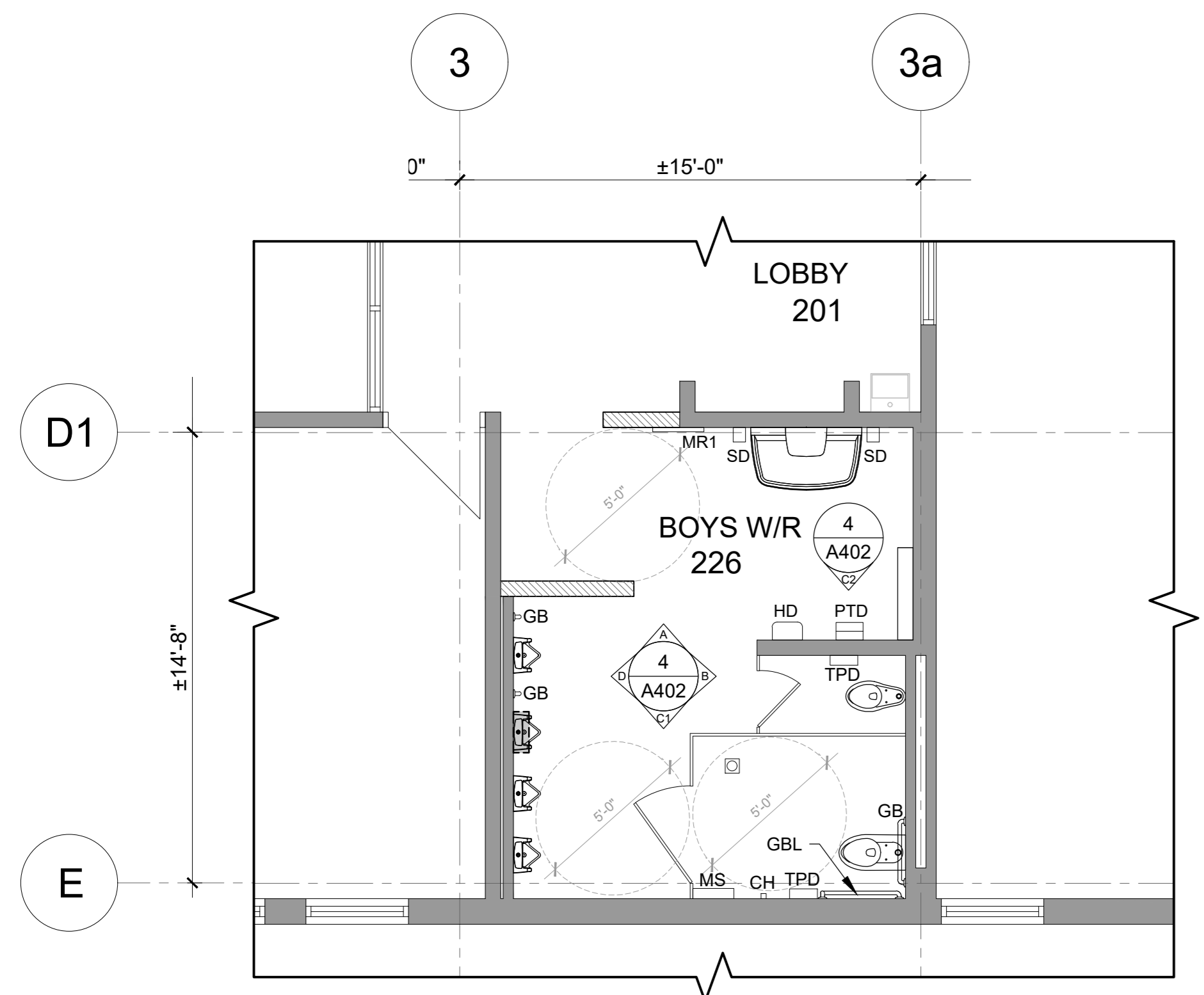
**SCALE**  
 AS NOTED



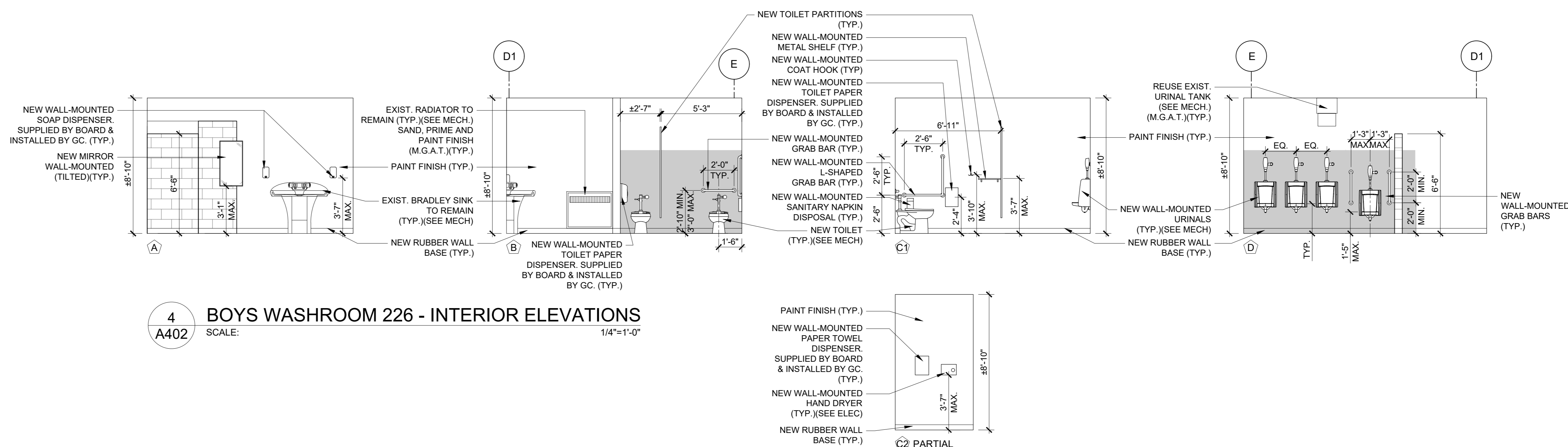
1 PARTIAL SECOND FLOOR PLAN - GIRLS WASHROOM 214  
SCALE: 1/4"=1'-0"



2 GIRLS WASHROOM 214 - INTERIOR ELEVATIONS  
SCALE: 1/4"=1'-0"



3 PARTIAL SECOND FLOOR PLAN - BOYS WASHROOM 226  
SCALE: 1/4"=1'-0"



4 BOYS WASHROOM 226 - INTERIOR ELEVATIONS  
SCALE: 1/4"=1'-0"

**TYPICAL LEGEND:**

TYP. TYPICAL  
 EXIST. EXISTING  
 NC NOT IN CONTRACT  
 M.G.A.T. MAKE GOOD ON ALL TRADES AT JUNCTIONS  
 AFF ABOVE FINISHED FLOOR

**WASHROOM ACCESSORIES LEGEND:**

EB EMERGENCY CALL BUTTON/PULL STRING (SEE ELEC.)  
 CH COAT HOOK  
 FDOB FOLD-DOWN GRAB BAR  
 GB STRAIGHT GRAB BAR  
 GB L-SHAPED GRAB BAR  
 HD HAND DRYER (SEE ELEC.)  
 MR1 MIRROR (TILTED)  
 MR2 MIRROR (FLAT)  
 MS METAL SHELF  
 PTD PAPER TOWEL DISPENSER  
 SD SOAP DISPENSER  
 SND SANITARY NAPKIN DISPOSAL  
 TPD TOILET PAPER DISPENSER

**WIR INTERIOR ELEVATIONS LEGEND:**

CUT EXIST. CONCRETE BLOCK WALL TO 48" AFF. TO ACCOMMODATE ALL PLUMBING REPLACEMENT AND CONNECTION WORK - REFER TO DRAWINGS A101 AND A102 (SEE MECH./M.G.A.T.) (TYP.)

NO.	DESCRIPTION	DATE
4	ISSUED FOR TENDER	2024.MAR.
3	ISSUED FOR TENDER	2024.OCT.20
2	ISSUED FOR 90% CLIENT REVIEW	2024.OCT.15
1	ISSUED FOR CLIENT REVIEW	2023.11.20

**HAMILTON-WENTWORTH DISTRICT SCHOOL BOARD**

**HESS STREET ELEMENTARY SCHOOL RENOVATION PROJECT**

107 Hess Street North  
Hamilton, ON L8R 2T1

**NCA ARCHITECTS**  
225 Dundas St. W.  
Toronto, ON M5G 1C4  
TEL: 416 593 8822  
WWW.NCA.COM

**PROJECT ARCHITECT**  
SALAS O'BRIEN

**PROJECT ELECTRICAL CONSULTANT**  
CKE

**PROJECT MECHANICAL CONSULTANT**  
CKE

**SHEET TITLE**  
INTERIOR ELEVATIONS

**SHEET NO.**  
A402

**DESIGNED BY**  
MMIP

**CHECKED BY**  
RN

**PROJECT NO.**  
2320769

**SCALE**  
AS NOTED



ROOM NO.	ROOM NAME	FLOOR		BASE		NORTH WALL		EAST WALL		SOUTH WALL		WEST WALL		CEILING				REMARKS	
		MATERIAL	FINISH	MATERIAL	FIN./COL.	MATERIAL	FIN./COL.	MATERIAL	FIN./COL.	MATERIAL	FIN./COL.	MATERIAL	FIN./COL.	MATERIAL	FINISH	COLOR	HEIGHT		
<b>GROUND FLOOR</b>																			
105	GYMNASIUM	ARF	-	RB	-	EX	PT	EX	PT	EX	PT	EX	PT	EX	PT	-	EX	-	
105A	GYMNASIUM STORAGE	EX*	-	EX*	-	EX	-	EX	-	EX	-	EX	-	EX	-	-	-	-	* PATCH AND REPAIR EXISTING FLOOR TO MATCH EXISTING (M.G.A.T.)(TYP.)
105B	GYMNASIUM STORAGE	EX*	-	EX*	-	EX	-	EX	-	EX	-	EX	-	EX	-	-	-	-	* PATCH AND REPAIR EXISTING FLOOR TO MATCH EXISTING (M.G.A.T.)(TYP.)
106	CORRIDOR	EX*	-	EX*	-	EX	-	EX	-	EX / CBL	PT	EX	-	EX	-	-	-	-	* PATCH AND REPAIR EXISTING FLOOR TO MATCH EXISTING (M.G.A.T.)(TYP.)
113	CORRIDOR	EX*	-	EX*	-	EX / CBL	PT	EX	-	EX	-	EX	-	EX	-	-	-	-	* PATCH AND REPAIR EXISTING FLOOR TO MATCH EXISTING (M.G.A.T.)(TYP.)
115	GIRLS WASHROOM	EX*	-	RB	-	EX / CBL	PT	EX	PT	EX / CBL	PT	EX / CBL	PT	WGB	-	-	+/- 8'-11" **	* PATCH AND REPAIR EXISTING FLOOR TO MATCH EXISTING (M.G.A.T.)(TYP.) * CLEAN, GRIND SMOOTH AND MACHINE POLISH EXISTING TERRAZZO FLOOR FINISH (M.G.A.T.)(TYP.) ** MATCH EXISTING CEILING HEIGHT	
116	BOYS WASHROOM	EX*	-	RB	-	EX / CBL	PT	EX	PT	EX / CBL	PT	EX / CBL	PT	WGB	-	-	+/- 8'-11" **	* PATCH AND REPAIR EXISTING FLOOR TO MATCH EXISTING (M.G.A.T.)(TYP.) * CLEAN, GRIND SMOOTH AND MACHINE POLISH EXISTING TERRAZZO FLOOR FINISH (M.G.A.T.)(TYP.) ** MATCH EXISTING CEILING HEIGHT	
124	CLASSROOM	EX*	-	EX*	-	EX	-	EX	-	EX	-	EX	-	EX	-	-	-	-	* PATCH AND REPAIR EXISTING FLOOR TO MATCH EXISTING (M.G.A.T.)(TYP.)
A-124D	NEW KINDERGARTEN WASHROOM	POR	-	PORB	-	EX	PT	EX	PT	CBL	PT	CBL	PT	WGB	-	-	+/- 8'-11" **	** MATCH EXISTING CEILING HEIGHT	
125	VESTIBULE	VCT	-	RB	-	EX / CBL	PT	EX	PT	EX	PT	CBL	PT	AT	-	-	+/- 7'-11" **	** MATCH EXISTING CEILING HEIGHT	
A-125A	NEW SEMINAR ROOM	VCT	-	RB	-	EX / CBL	PT	EX / CBL	PT	EX	PT	EX	PT	AT	-	-	+/- 8'-11" **	** MATCH EXISTING CEILING HEIGHT	
A-126	NEW UNIVERSAL WASHROOM	POR	-	PORB	-	EX / CBL	PT	CBL	PT	EX	PT	CBL	PT	WGB	-	-	+/- 7'-11" **	** MATCH EXISTING CEILING HEIGHT	
<b>SECOND FLOOR</b>																			
201	LOBBY	EX*	-	EX*	-	EX	-	EX	-	EX / CBL	PT	EX	-	EX	-	-	-	-	* PATCH AND REPAIR EXISTING FLOOR TO MATCH EXISTING (M.G.A.T.)(TYP.)
210	CORRIDOR	EX*	-	EX*	-	EX / CBL	PT	EX	-	EX	-	EX	-	EX	-	-	-	-	* PATCH AND REPAIR EXISTING FLOOR TO MATCH EXISTING (M.G.A.T.)(TYP.)
214	GIRLS WASHROOM	EX*	-	RB	-	EX / CBL	PT	EX / CBL	PT	EX / CBL	PT	EX / CBL	PT	WGB	-	-	+/- 8'-6" **	* PATCH AND REPAIR EXISTING FLOOR TO MATCH EXISTING (M.G.A.T.)(TYP.) * CLEAN, GRIND SMOOTH AND MACHINE POLISH EXISTING TERRAZZO FLOOR FINISH (M.G.A.T.)(TYP.) ** MATCH EXISTING CEILING HEIGHT	
226	BOYS WASHROOM	EX*	-	RB	-	EX / CBL	PT	EX / CBL	PT	EX / CBL	PT	EX / CBL	PT	WGB	-	-	+/- 8'-10" **	* PATCH AND REPAIR EXISTING FLOOR TO MATCH EXISTING (M.G.A.T.)(TYP.) * CLEAN, GRIND SMOOTH AND MACHINE POLISH EXISTING TERRAZZO FLOOR FINISH (M.G.A.T.)(TYP.) ** MATCH EXISTING CEILING HEIGHT	

**LEGEND**

ARF ATHLETIC RESILIENT FLOORING  
 AT ACOUSTIC CEILING TILE  
 CBL CONCRETE BLOCK  
 POR NON-SLIP PORCELAIN TILE  
 PORB PORCELAIN TILE WALL BASE  
 PT PAINT  
 RB RUBBER WALL BASE  
 WGB WATER RESISTANT GYPSUM BOARD  
 VCT VINYL COMPOSITION TILE

EX EXISTING  
 TYP. TYPICAL  
 M.G.A.T. MAKE GOOD ON AT ALL TRADES AT JUNCTIONS

**1 ROOM FINISHES SCHEDULE**  
 SCALE: NTS

**DOOR SCHEDULE**

DOOR	NOMINAL DOOR SIZE (TO BE VERIFIED ON SITE)	DOOR			FRAME			FIRE RATING	THRESH'D	GRILLE	REMARKS
		TYPE	MAT.	FIN.	TYPE	MAT.	FIN.				
A-105A	2 - +/-2'-4" x +/-6'-10"	B	HM	PT	2	HM	PT	-	-	-	-
A-105B	2 - +/-2'-4" x +/-6'-10"	B	HM	PT	2	HM	PT	-	-	-	-
EX-105a	EX	EX	EX	PT*	EX	EX	PT*	-	-	-	*EXISTING DOOR AND FRAME TO REMAIN. SAND, PRIME AND PAINT. M.G.A.T.,TYP.
EX-105b	EX	EX	EX	PT*	EX	EX	PT*	-	-	-	*EXISTING DOOR AND FRAME TO REMAIN. SAND, PRIME AND PAINT. M.G.A.T.,TYP.
EX-105c	EX	EX	EX	PT*	EX	EX	PT*	-	-	-	*EXISTING DOOR AND FRAME TO REMAIN. SAND, PRIME AND PAINT. M.G.A.T.,TYP.
EX-105d	EX	EX	EX	PT*	EX	EX	PT*	-	-	-	*EXISTING DOOR AND FRAME TO REMAIN. SAND, PRIME AND PAINT. M.G.A.T.,TYP.
EX-105e	EX	EX	EX	PT*	EX	EX	PT*	-	-	-	*EXISTING DOOR AND FRAME TO REMAIN. SAND, PRIME AND PAINT. M.G.A.T.,TYP.
A-124D	3'-0" x +/-7'-0"	A	HM	PT	1	HM	PT	-	-	-	GC TO CONFIRM ON SITE W/ MECHANICAL IF DOORS REQUIRE TO BE UNDERCUT.
A-125	3'-0" x +/-7'-0"	A	HM	PT	1	HM	PT	-	-	-	GC TO CONFIRM ON SITE W/ MECHANICAL IF DOORS REQUIRE TO BE UNDERCUT.
A-126	3'-2" x 6'-10"	A	HM	PT	1	HM	PT	-	-	-	ADO (B/F PUSH BUTTON)

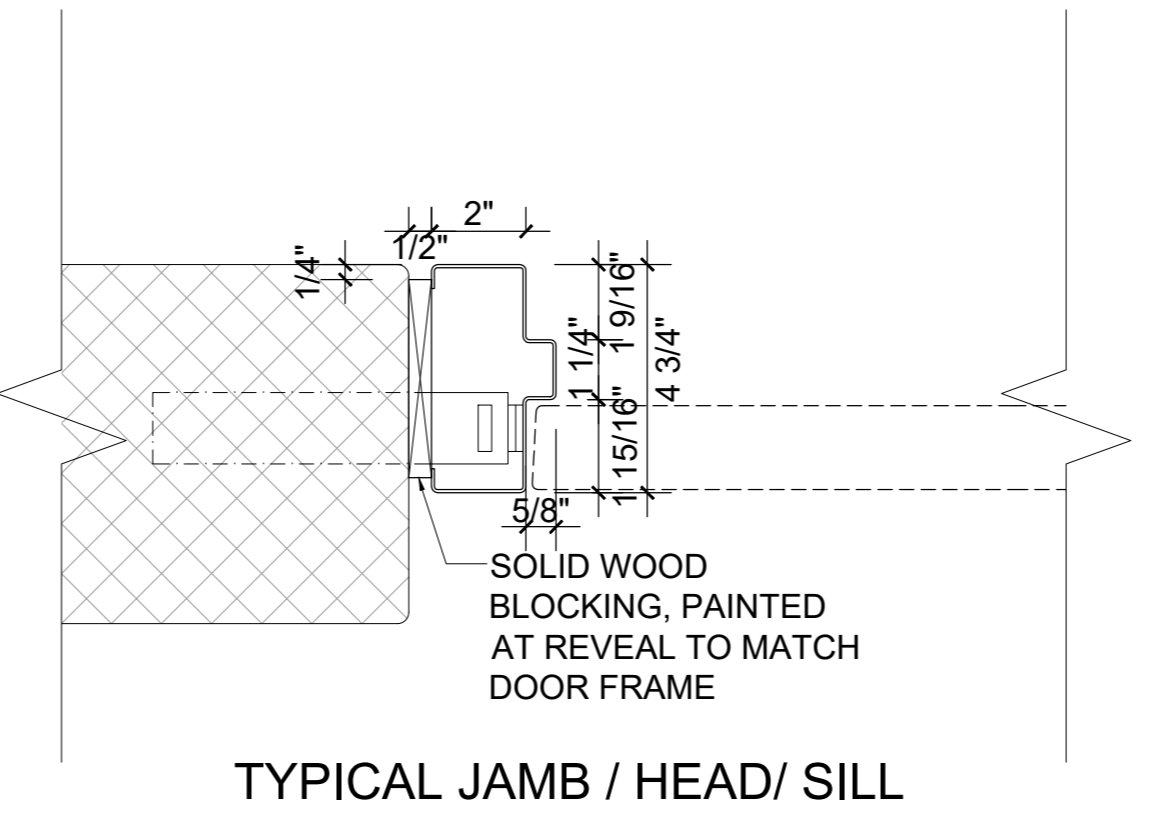
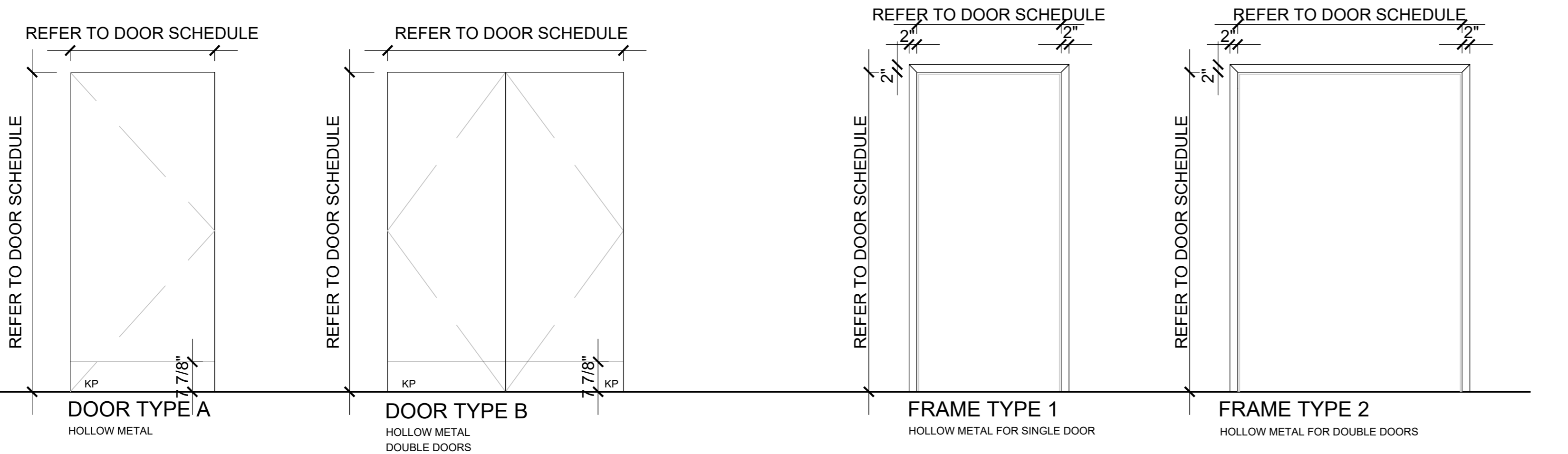
**LEGEND**

ADO AUTOMATIC DOOR OPENER  
 B/F BARRIER-FREE  
 EX EXISTING  
 HM HOLLOW METAL  
 KP KICK PLATE  
 PT PAINT FINISH  
 TG TEMPERED GLASS  
 VIF VERIFY IN FIELD

**TYPICAL NOTES:**

- ALL DIMENSIONS TO BE SITE MEASURED AND VERIFIED.
- ALL DOOR GLAZING TO BE DOUBLE PANE INSULATED GLAZING UNITS.
- ALL NEW KICK PLATES TO BE INSTALLED ON THE PUSH SIDE OF THE NEW DOORS, IF NOT OTHERWISE NOTED.

**2 DOOR SCHEDULE**  
 SCALE: NTS



**3 DOOR TYPE**  
 SCALE: N.T.S.

**4 DOOR FRAME**  
 SCALE: N.T.S.

**5 DOOR DETAILS**  
 SCALE: 3/8"=1'-0"

NO.	DESCRIPTION	DATE
4	ISSUED FOR TENDER	2024.MAR.
3	ISSUED FOR TENDER	2024.02.20
2	ISSUED FOR 90% CLIENT REVIEW	2024.02.15
1	ISSUED FOR CLIENT REVIEW	2023.11.20

**HAMILTON-WENTWORTH DISTRICT SCHOOL BOARD**

**HESS STREET ELEMENTARY SCHOOL RENOVATION PROJECT**

107 Hess Street North  
Hamilton, ON L8R 2T1

**NCA ARCHITECTS**  
 220 Dundas St. W.  
 Toronto, ON M5G 1R8  
 TEL: 416 593 8851  
 FAX: 416 593 8850

**PROJECT PARTS:**  
 ARCHITECTURAL CONSULTANT: SALAS O'BRIEN  
 ELECTRICAL CONSULTANT: CKE  
 ELECTRICAL CONSULTANT: CKE

**SHEET TITLE:**  
SCHEDULES

**SHEET NO.:** A500  
**DESIGNED BY:** MMIP  
**CHECKED BY:** RN  
**PROJECT NO.:** 2320769  
**SCALE:** AS NOTED











































