

MECHANICAL LEGEND							
SYMBOL	DESCRIPTION	SYMBOL	DESCRIPTION	SYMBOL	DESCRIPTION	SYMBOL	DESCRIPTION
PIPING				VALVES			
---	DOMESTIC COLD WATER	---	SHUT OFF VALVE	---	BACK FLOW PREVENTOR	---	ACCESS DOOR
---	DOMESTIC HOT WATER	---	SOLENOID VALVE	---	COLD WATER MAKE-UP STATION	---	ACCESS DOOR ON SIDE OF DUCTWORK
---	DOMESTIC HOT WATER RETURN	---	GLOBE VALVE	---	FLANGES	---	HUMIDIFIER
-NP	DOMESTIC COLD WATER - NON POTABLE	---	BUTTERFLY VALVE	---	PUMP	---	SA-1 SOUND ATTENUATOR
-NP	DOMESTIC HOT WATER - NON POTABLE	---	CHECK VALVE	---	WATER METER	---	REHEAT COIL - HYDRONIC OR ELECTRIC
-NP	DOMESTIC HOT WATER RETURN - NON POTABLE	---	COMBINATION SHUT-OFF, BALANCE & CHECK VALVE	---	CONTROLS	---	IN LINE FAN
-SW	SOFT WATER	---	PRESSURE REDUCING VALVE	---	THERMOMETER	---	VARIABLE OR CONSTANT AIR VOLUME BOX AND REHEAT COIL
-F	FIRE PROTECTION STANDPIPE SYSTEM	---	TWO-WAY CONTROL VALVE	---	PRESSURE GAUGE	---	UNIT HEATER
-SP	FIRE PROTECTION SPRINKLER SYSTEM	---	THREE-WAY CONTROL VALVE	---	TEMPERATURE SENSOR	---	WALL-FIN ENCLOSURE AND ELEMENT
-CD	CONDENSATE DRAIN	---	TEMPERATURE-PRESSURE RELIEF VALVE (TPR) OR PRESSURE RELIEF VALVE (RV)	---	HUMIDITY SENSOR	---	FORCE FLOW HEATER OR FAN COIL UNIT
-D	INDIRECT DRAIN	---	BALL VALVE	---	PRESSURE SENSOR	---	SUPPLY DIFFUSER/GRILLE/REGISTER
-SAN	SANITARY DRAIN	---	FCV FLOW CONTROL VALVE	---	FIRE PROTECTION	---	RETURN GRILLE/REGISTER
-ST	STORM DRAIN	---	COMBINATION SHUT-OFF & BALANCING VALVE	---	CONCEALED SPRINKLER HEAD	---	EXHAUST GRILLE/REGISTER
-V	GENERAL VENT	---	SUPERVISED VALVE	---	UPRIGHT SPRINKLER	---	SUPPLY DIFFUSER - ONE WAY THROW
-MA	MEDICAL AIR	---	MEDICAL GAS EMERGENCY SHUTOFF VALVE	---	UPRIGHT SPRINKLER HEAD CW GUARD	---	SUPPLY DIFFUSER - TWO WAY THROW
-MV	MEDICAL VACUUM	---	PRESSURE GAUGE COCK	---	UPRIGHT SPRINKLER HEAD CW GUARD	---	SUPPLY DIFFUSER - THREE WAY THROW
-NT	NITROGEN	---	PIPING MISCELLANEOUS	---	DRY TYPE SIDEWALL SPRINKLER HEAD	---	ANNOTATION
-N2O	NITROUS OXIDE	---	DRAIN WITH HOSE CONNECTION	---	LIGATURE RESISTANT SPRINKLER HEAD	---	PLUMBING FIXTURE TAG DESIGNATION
-O2	OXYGEN	---	FREEZE PROOF WALL HYDRANT	---	SPRINKLER PIPING RISER NIPPLE	---	HEATING ELEMENT WITH THREE WAY CONTROL VALVE
-CWR	CHILLED WATER RETURN	---	HOSE BIBB	---	FIRE EXTINGUISHER - SURFACE MOUNTED	---	VALVE FLOW RATE
-CWS	CHILLED WATER SUPPLY	---	STEAM TRAP	---	FIRE EXTINGUISHER - RECESSED	---	MECHANICAL EQUIPMENT TAG
-GLR	GLYCOL SOLUTION RETURN	---	UNION	---	SIGHT GLASS	---	TYPE - LH UNIT HEATER
-GLS	GLYCOL SOLUTION SUPPLY	---	PIPE ANCHOR	---	FIRE HOSE CABINET	---	FF FORCE FLOW UNIT
-HWR	HOT WATER HEATING RETURN	---	CLEANOUT IN WALL	---	EXISTING DUCTWORK TO REMAIN - SINGLE LINE	---	FAN COIL UNIT
-HWS	HOT WATER HEATING SUPPLY	---	CLEANOUT IN FLOOR	---	EXISTING DUCTWORK TO BE REMOVED - SINGLE LINE	---	CU CONDENSING UNIT
-MU	MAKE UP WATER	---	CLEANTOUT PLUG	---	NEW DUCTWORK - SINGLE LINE	---	HEATING EQUIPMENT DESIGNATOR
-LPS	LOW PRESSURE STEAM	---	CONCENTRIC REDUCER	---	EXISTING DUCTWORK TO REMAIN	---	TYPE - RH HYDRONIC REHEAT COIL
-LPC	LOW PRESSURE CONDENSATE	---	STRAINER	---	EXISTING DUCTWORK TO BE REMOVED	---	ERC ELECTRIC REHEAT COIL
-MPS	MEDIUM PRESSURE STEAM	---	STRAINER CW BLOW OFF	---	NEW DUCTWORK	---	DIFFUSER/REGISTER/GRILLE DESIGNATOR
-MPC	MEDIUM PRESSURE CONDENSATE	---	PIPE ALIGNMENT GUIDE	---	INTERNALLY INSULATED DUCTWORK	---	TYPE - LINEAR DIFFUSER/GRILLE DESIGNATOR
-HPS	HIGH PRESSURE STEAM	---	AIR SEPARATOR	---	EXTERNALLY INSULATED DUCTWORK	---	TYPE - AIR TERMINAL EQUIPMENT
-HPC	HIGH PRESSURE CONDENSATE	---	WELL	---	EXTERNAL FIRE PROTECTION INSULATION	---	TYPE - CUB CONSTANT VOLUME BOX
-RD	REFRIGERANT DISCHARGE	---	CAP	---	ALUMINUM DUCTWORK	---	VARIABLE VOLUME BOX
-RL	REFRIGERANT LIQUID	---	WELL	---	BALANCING DAMPER	---	WT VARIABLE VOLUME & TEMPERATURE BOX
-RS	REFRIGERANT SUCTION	---	AV MEDICAL GAS OUTLET	---	BACKDRAFT DAMPER	---	
-G	NATURAL GAS	---	AV AUTOMATIC AIR VENT	---	FIRE DAMPER	---	
-A	COMPRESSED AIR	---	M MANUAL AIR VENT	---	COMBINATION SMOKE AND FIRE DAMPER	---	
-NAME(E)	EXISTING PIPING TO REMAIN	---	V VACUUM BREAKER	---	OPPOSED BLADE DAMPER - AUTOMATIC OPERATOR	---	
----	EXISTING PIPING TO BE REMOVED	---	FD FLOOR DRAIN	---		---	
		---	FFD FUNNEL FLOOR DRAIN	---		---	
		---	RD ROOF DRAIN	---		---	
		---	PSD PUMP SUCTION DIFFUSER	---		---	

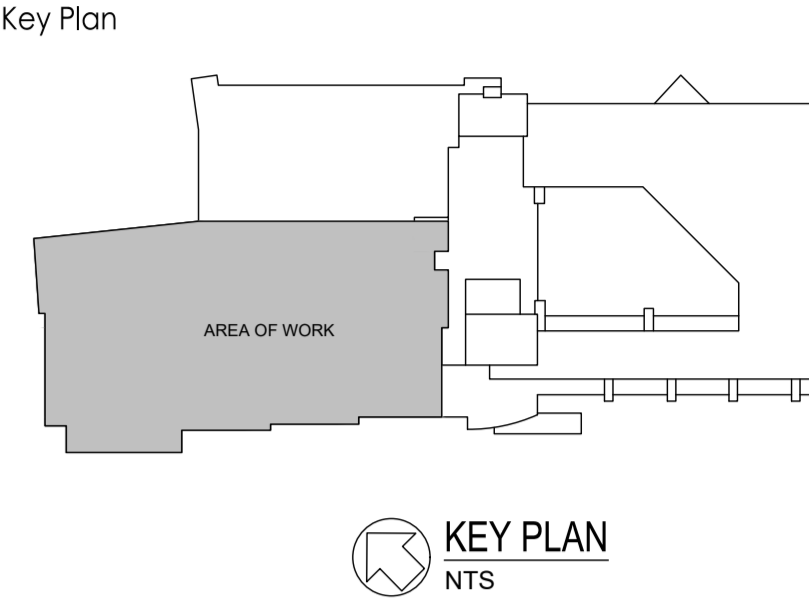
ABBREVIATIONS							
%	PERCENTAGE	EX	EXISTING TO BE REMAIN	NPS	NOMINAL PIPE SIZE	TEMP	TEMPERATURE
AVC	AIR CONDITIONING	FA	FACE AREA	NA	NOT APPLICABLE	T.D.C.	TEMPERATURE TRAVEL DISTANCE COVERAGE
AC	ALTERNATING CURRENT	GA	GAUGE	NC	NOISE CRITERIA	TSP	TOTAL STATIC PRESSURE
ACU	AIR CONDITIONING UNITS	HD	HEAD	NIC	NOT IN CONTRACT	V	VOLT
AF	ABOVE FINISHED FLOOR	HGT	HEIGHT	NO	NUMBER	VA	VOLT AMPERE
AHU	AIR HANDLING UNIT	HP	HORSEPOWER	NTS	NOT TO SCALE	VAC	VACUUM
AMB	AMBIENT	HPS	HIGH PRESSURE STEAM	OA	OUTSIDE AIR	VAV	VARIABLE AIR VOLUME
A	AMPERE	HR	HOURS	OD	OUTSIDE DIAMETER	VB	VARIABLE AIR VOLUME BOX
ANSI	AMERICAN NATIONAL STANDARDS INSTITUTE	HTHW	HIGH TEMPERATURE HOT WATER	PD	PRESSURE DROP	VEL	VELOCITY
APPROX	APPROXIMATE	HZ	FREQUENCY	PH	PHASE	VOL	VOLUME
AVG	AVERAGE	ID	INSIDE DIAMETER	PPM	PARTS PER MILLION	W	WATT
BHP	BRAKE HORSEPOWER	IPS	IRON PIPE SIZE	RA	RETURN AIR	WB	WET BULB TEMPERATURE
CB	CONSTANT AIR VOLUME BOX	KEI.VN	KELVIN	RAD	RADIATOR	WT	WEIGHT
CCT	CIRCUIT	K	THERMAL CONDUCTIVITY	RECIRC	RECIRCULATING		
COEF	COEFFICIENT	KW	KILOWATT	REL	EXISTING TO BE RELOCATED		
CSA	CANADIAN STANDARDS ASSOCIATION	kWh	KILOWATT HOUR	REM	EXISTING TO BE REMOVED		
dB	DECIBEL	l	LITERS	RD	RETURN AIR GRILLE		
DB	DRY-BULB TEMPERATURE	l/s	LITERS PER SECOND	RH	RELATIVE HUMIDITY		
DEG	DEGREE	LAT	LEAVING AIR TEMPERATURE	RPM	REVOLUTIONS PER MINUTE		
DG	DOOR GRILLE	LG	LENGTH	RR	RETURN AIR REGISTER		
DA	DIAMETER	LPS	LOW PRESSURE STEAM	RAG	RETURN AIR GRILLE		
EAT	ENTERING AIR TEMPERATURE	LTHW	LOW TEMPERATURE HOT WATER	SA	SUPPLY AIR		
EF	EXHAUST FAN	LWT	LEAVING WATER TEMPERATURE	SD	SUPPLY AIR DIFFUSER		
EFF	EFFICIENCY	MAX	MAXIMUM	SG	SUPPLY AIR GRILLE		
EG	EXHAUST AIR GRILLE	MCA	MINIMUM CIRCUIT AMPACITY	SMACNA	SHEET METAL AND AIR CONDITIONING NATIONAL ASSOCIATION CONTRACTORS		
ENT	ENTERING	MM	MINIMUM	SP	STATIC PRESSURE		
ER	EXHAUST AIR REGISTER	MPS	MEDIUM PRESSURE STEAM	SR	SUPPLY AIR REGISTER		
ERH	ELECTRIC REHEAT	MTHW	MEDIUM TEMPERATURE HOT WATER	STD	STANDARD		
ESP	EXTERNAL STATIC PRESSURE	N.C.	NORMALLY CLOSED	T STAT	THERMOSTAT		
EWT	ENTERING WATER TEMPERATURE	N.O.	NORMALLY OPEN	TAB	TESTING AND BALANCING		

MECHANICAL DRAWING LIST	
M101	MECHANICAL LEGEND, DRAWING LIST AND ABBREVIATIONS
M102	MECHANICAL SCHEDULES
M201	PHASE 1 - PART LEVEL 1 FLOOR PLAN - BELOW FLOOR DRAINAGE
M202	PHASE 1 - PART LEVEL 1 FLOOR PLAN - PLUMBING
M203	PHASE 1 - PART LEVEL 2 FLOOR PLAN - PLUMBING
M204	PHASE 1 - LEVEL 2 MECHANICAL ROOM PLUMBING
M205	PHASE 1 - PART LEVEL 3 FLOOR PLAN - PLUMBING
M206	PHASE 1 - PLUMBING DETAILS
M207	PHASE 1 - LEVEL 2 AND LEVEL 3 FLOOR PLANS - SOIL DEPRESSURIZATION SYSTEM
M301	PHASE 1 - PART LEVEL 1 FLOOR PLAN - FIRE PROTECTION
M302	PHASE 1 - LEVEL 2 MECHANICAL ROOM - FIRE PROTECTION
M303	PHASE 1 - PART LEVEL 3 FLOOR PLAN - FIRE PROTECTION
M401	PHASE 1 - PART LEVEL 3 FLOOR PLAN - MEDICAL GAS
M501	PHASE 1 - PART LEVEL 1 FLOOR PLAN - HEATING
M502	PHASE 1 - PART LEVEL 2 FLOOR PLAN - HEATING
M503	PHASE 1 - PART LEVEL 3 FLOOR PLAN - HEATING
M504	PHASE 1 - HEATING DETAILS
M505	PHASE 1 - HEATING DETAILS
M601	PHASE 1 - PART LEVEL 1 FLOOR PLAN - AIR DISTRIBUTION
M602	PHASE 1 - PART LEVEL 2 FLOOR PLAN - AIR DISTRIBUTION
M603	PHASE 1 - PART LEVEL 3 FLOOR PLAN - AIR DISTRIBUTION
M604	PHASE 1 - OVERALL ADDITION ROOF PLAN - MECHANICAL
M605	PHASE 1 - AIR DISTRIBUTION DETAILS
M701	LEVEL 1 MECHANICAL ROOM - PLUMBING, HEATING AND SECTION
M702	LEVEL 1 MECHANICAL ROOM AIR DISTRIBUTION & PHASING DETAIL
M703	LEVEL 1 MECHANICAL ROOM AIR HANDLING UNIT ACCESS ROUTING
M801	PHASE 1 - LEVEL 2 MECHANICAL ROOM HEATING AND AIR DISTRIBUTION
M802	PHASE 1 - LEVEL 2 MECHANICAL ROOM SECTIONS AND DETAILS
M901	PHASE 1 - PART LEVEL 1 FLOOR PLAN - BELOW FLOOR DRAINAGE DEMOLITION
M902	PHASE 1 - PART LEVEL 1 FLOOR PLAN - PLUMBING DEMOLITION
M903	PHASE 1 - PART LEVEL 2 FLOOR PLAN - PLUMBING DEMOLITION
M904	PHASE 1 - PART LEVEL 3 FLOOR PLAN - PLUMBING DEMOLITION
M905	PHASE 1 - PART LEVEL 1 FLOOR PLAN - FIRE PROTECTION DEMOLITION
M906	PHASE 1 - PART LEVEL 3 FLOOR PLAN - FIRE PROTECTION DEMOLITION
M907	PHASE 1 - PART LEVEL 3 FLOOR PLAN - MEDICAL GAS DEMOLITION
M908	PHASE 1 - PART LEVEL 1 FLOOR PLAN - HEATING DEMOLITION
M909	PHASE 1 - PART LEVEL 3 FLOOR PLAN - HEATING DEMOLITION
M910	PHASE 1 - PART LEVEL 1 FLOOR PLAN - AIR DISTRIBUTION DEMOLITION
M911	PHASE 1 - PART LEVEL 2 FLOOR PLAN - AIR DISTRIBUTION DEMOLITION
M912	PHASE 1 - PART LEVEL 3 FLOOR PLAN - AIR DISTRIBUTION DEMOLITION
M913	LEVEL 1 MECHANICAL ROOM HEATING DEMOLITION
M914	LEVEL 1 MECHANICAL ROOM AIR DISTRIBUTION DEMOLITION
M915	PHASE 1 - LEVEL 2 MECHANICAL ROOM PLUMBING AND FIRE PROTECTION DEMOLITION
M916	PHASE 1 - LEVEL 2 MECHANICAL ROOM HEATING AND AIR DISTRIBUTION DEMOLITION
M917	PHASE 1 - OVERALL EXISTING ROOF PLAN - MECHANICAL DEMOLITION



201 QUEENS AVE. UNIT 800 LONDON ON, M5A 1J1
250 CITY CENTRE AVE., SUITE 403 OTTAWA ON, K1R 6K7

Copyright Disclaimer
DO NOT SCALE THE DRAWINGS. ALL MEASUREMENTS ARE TO BE CHECKED AND VERIFIED ON SITE BY THE CONTRACTOR. ANY DISCREPANCIES ARE TO BE REPORTED TO THE CONSULTANT BEFORE PROCEEDING WITH THE WORK. COPYRIGHT © ALL RIGHTS RESERVED. DRAWINGS AND RELATED DOCUMENTS ARE THE PROPERTY OF THE CONSULTANT AND MUST BE RETURNED UPON REQUEST OR AT THE COMPLETION OF THE WORK. REPRODUCTION OF THESE DRAWINGS OR RELATED DOCUMENTS IN PART OR IN WHOLE BY ELECTRONIC OR MECHANICAL MEANS IS FORBIDDEN BY LAW WITHOUT THE PRIOR WRITTEN PERMISSION OF THE CONSULTANT.



KEY PLAN
NTS

Issue/Revision	By	App'd	YYYY.MM.DD
1			2024.06.07
2			2024.05.27
3			2024.03.26
4			2024.02.23
5			2023.12.21
6			2023.10.26
7			2023.03.29
8			2022.11.02

Permit/Seal
Professional Engineer
D. B. VIKARAS
PROFESSIONAL ENGINEER
PROVINCE OF ONTARIO



Client/Project Logo
GUELPH GENERAL HOSPITAL
EMERGENCY MENTAL HEALTH AND ADDICTIONS SERVICES RELOCATION AND EMERGENCY DEPARTMENT EXPANSION
115 DELHI ST. GUELPH, ON, N1E 4J4

Title
MECHANICAL LEGEND, DRAWING LIST AND ABBREVIATIONS

Project No. 9409
Revision
Scale AS NOTED
Drawing No. M101

AIR HANDLING UNITS - SUPPLY FANS (PRETENDERED)*																							
DRAWING REFERENCE	SERVICE	MANUFACTURER	TOTAL AIR QUANTITY (L/S)	SUPPLY FAN										MIN. TOTAL UNIT OUTSIDE AIR (L/S)									
				DRAWING REFERENCE	FAN MANUFACTURER	NUMBER OF FANS	FAN MODEL	AIR QUANTITY PER FAN (L/S)	ESP (Pa)	TSP (Pa)	FAN RPM	ELECTRICAL			FAN OUTLET SOUND POWER LEVELS (dB)								
												BRAKE HP	MOTOR HP		V/PHz	1	2	3	4	5	6	7	8
AHU-103A	L1	HAAKON	6140	SF-103A1A2	HAAKON	2	18TCEPFN	3070	375	1250	2582	7.5	2 @ 15	575/360	86	86	96	97	92	89	85	78	3305
AHU-103B	L1	HAAKON	6140	SF-103B1B2	HAAKON	2	18TCEPFN	3070	375	1250	2582	7.5	2 @ 15	575/360	86	86	96	97	92	89	85	78	3305
AHU-124A	L3 ADDITION	HAAKON	4720	SF-124A1A2	HAAKON	2	18TCEPFN	2360	375	950	2101	4.4	2 @ 5	575/360	86	83	89	91	86	83	78	1375	
AHU-124B	L3 ADDITION	HAAKON	4720	SF-124B1B2	HAAKON	2	18TCEPFN	2360	375	950	2101	4.4	2 @ 5	575/360	86	83	89	91	86	83	78	1375	

AIR HANDLING UNITS - RETURN FANS (PRETENDERED)																							
DRAWING REFERENCE	SERVICE	MANUFACTURER	TOTAL AIR QUANTITY (L/S)	RETURN/EXHAUST FAN										REMARKS									
				DRAWING REFERENCE	FAN MANUFACTURER	NUMBER OF FANS	FAN MODEL	AIR QUANTITY PER FAN (L/S)	ESP (Pa)	TSP (Pa)	FAN RPM	ELECTRICAL			INLET SOUND POWER LEVELS (dB)								
												BRAKE HP	MOTOR HP		V/PHz	1	2	3	4	5	6	7	8
RF-203A - EXTERNAL TO UNIT - NOT INCLUDED IN PRETENDER. REFER TO FAN SCHEDULE BELOW																							
RF-203B - EXTERNAL TO UNIT - NOT INCLUDED IN PRETENDER. REFER TO FAN SCHEDULE BELOW																							
RF-224A1A2		HAAKON	4720	2	18TCEPFN	2360	375	500	1800	2.5	2 @ 3	575/360	78	84	92	84	78	76	71	63	71	63	VFD'S BY DIV 26. DESIGN FREQUENCY = 45 Hz
RF-224B1B2		HAAKON	4720	2	18TCEPFN	2360	375	500	1800	2.5	2 @ 3	575/360	78	84	92	84	78	76	71	63	71	63	VFD'S BY DIV 26. SUPPLY FAN DESIGN FREQUENCY = 72 Hz. RETURN FAN = 61 Hz

AIR HANDLING UNIT - CHILLED WATER COILS (PRETENDERED)																	
DRAWING REFERENCE	SERVICE	MANUFACTURER	COIL MANUFACTURER	NUMBER OF COILS	MODEL NUMBER	ROWS/FPI	FLUID - CHILLED WATER								REMARKS		
							FLOW PER COIL (L/S)		PRESSURE DROP (kPa)		EWT (°C)		LWT (°C)			FACE VELOCITY (FPM)	
							FLOW	FACE	PRESSURE	FACE	VELOCITY	VELOCITY	VELOCITY	VELOCITY		VELOCITY	VELOCITY
AHU-103A	L1	HAAKON	HAAKON	1	5WM1006B	6/10	9.14	46	5.5	11.9	6135	543	210	3123	1312.7		
AHU-103B	L1	HAAKON	HAAKON	1	5WM1006B	6/10	9.14	46	5.5	11.9	6135	543	210	3123	1312.7		
AHU-124A	L3 ADDITION	HAAKON	HAAKON	1	5WM0906B	6/9	6.62	28	5.5	12.1	4720	430	140	2923	1312.7		
AHU-124B	L3 ADDITION	HAAKON	HAAKON	1	5WM0906B	6/9	6.62	28	5.5	12.1	4720	430	140	2923	1312.7		

AIR HANDLING UNIT - HOT WATER HEATING COILS (PRETENDERED)																	
DRAWING REFERENCE	SERVICE	MANUFACTURER	COIL MANUFACTURER	NUMBER OF COILS	MODEL NUMBER	ROWS/FPI	FLUID - 40% PROPYLENE GLYCOL								REMARKS		
							FLOW PER COIL (L/S)		PRESSURE DROP (kPa)		EWT (°C)		LWT (°C)			FACE VELOCITY (FPM)	
							FLOW	FACE	PRESSURE	FACE	VELOCITY	VELOCITY	VELOCITY	VELOCITY		VELOCITY	VELOCITY
AHU-103A	L1	HAAKON	HAAKON	1	9WS1202C	2/12	6.19	55.6	48.9	37.8	6135	543	102	-20	16		
AHU-103B	L1	HAAKON	HAAKON	1	9WS1202C	2/12	6.19	55.6	48.9	37.8	6135	543	102	-20	16		
AHU-124A	L3 ADDITION	HAAKON	HAAKON	1	9WS1002C	2/10	4.76	43	48.9	37.8	4720	440	65	-20	16		
AHU-124B	L3 ADDITION	HAAKON	HAAKON	1	9WS1002C	2/10	4.76	43	48.9	37.8	4720	440	65	-20	16		

ENERGY RECOVERY VENTILATOR - SUPPLY FAN (PRETENDERED)*																						
DRAWING REFERENCE	SERVICE	MANUFACTURER	DRAWING REFERENCE	FAN MANUFACTURER	NUMBER OF FANS	FAN MODEL	AIR QUANTITY PER FAN (L/S)	ESP (Pa)	TSP (Pa)	FAN RPM	ELECTRICAL			FAN OUTLET SOUND POWER LEVELS (dB)				REMARKS				
											BRAKE HP	MOTOR HP	V/PHz	1	2	3	4		5	6	7	8
											ERV-S21	AHU-124AB	HAAKON	SF-621	HAAKON	1	20TCEPF		3305	250	685	1977

ENERGY RECOVERY VENTILATOR - EXHAUST FAN (PRETENDERED)																						
DRAWING REFERENCE	SERVICE	MANUFACTURER	DRAWING REFERENCE	FAN MANUFACTURER	NUMBER OF FANS	FAN MODEL	AIR QUANTITY PER FAN (L/S)	ESP (Pa)	TSP (Pa)	FAN RPM	ELECTRICAL			FAN INLET SOUND POWER LEVELS (dB)				REMARKS				
											BRAKE HP	MOTOR HP	V/PHz	1	2	3	4		5	6	7	8
											ERV-S21	AHU-124AB	HAAKON	EF-S21	HAAKON	1	18TCEPF		3305	250	685	2422

ENERGY RECOVERY UNIT - FIXED CORE (PRETENDERED)																									
DRAWING REFERENCE	SERVICE	MANUFACTURER	MODEL	DIM. (LxWxD)	MAX. PRESSURE DROP (Pa)	AIR VOLUME (L/S)	WINTER HEAT RECOVERY								SUMMER HEAT RECOVERY								REMARKS		
							SUPPLY TEMPERATURE (°C)				EXHAUST TEMPERATURE (°C)				SUPPLY TEMPERATURE (°C)				EXHAUST TEMPERATURE (°C)						
							ENTERING		LEAVING		ENTERING		LEAVING		ENTERING		LEAVING		ENTERING		LEAVING				
							DB	WB	DB	WB	DB	WB	DB	WB	DB	WB	DB	WB	DB	WB	DB	WB			
ERV-S21	AHU-124AB	AIRTOR	XLTH 50(24)48	1200x1200x1200	265	265	3305	3305	-20	-20	8.7	0.6	21	12	-2.2	-2.2	31	23	26	22	24	17	28	18	PROVIDE 120V CIRCUIT FOR CABINET LIGHTING

GRILLES, REGISTERS AND DIFFUSERS						
DRAWING REFERENCE	MANUFACTURER	MODEL	PANEL SIZE (mm)	NECK SIZE (mm)	AIR VOLUME (L/S)	REMARKS
SUPPLY DIFFUSERS						
SD-1	PRICE	PDS/B12	610 x 610	1500	0-55	EXTRUDED ALUMINUM CONSTRUCTION, QUICK RELEASE, HINGED REMOVABLE FACE, PERFORATED FACE, AIR PATTERN CONTROLLER, CW EQUALIZING GRID
SD-2	PRICE	PDS/B12	610 x 610	2000	56-85	EXTRUDED ALUMINUM CONSTRUCTION, QUICK RELEASE, HINGED REMOVABLE FACE, PERFORATED FACE, AIR PATTERN CONTROLLER, CW EQUALIZING GRID
SD-3	PRICE	PDS/B12	610 x 610	2500	86-120	EXTRUDED ALUMINUM CONSTRUCTION, QUICK RELEASE, HINGED REMOVABLE FACE, PERFORATED FACE, AIR PATTERN CONTROLLER, CW EQUALIZING GRID
SD-4	PRICE	PDS/B12	610 x 610	3000	121-150	EXTRUDED ALUMINUM CONSTRUCTION, QUICK RELEASE, HINGED REMOVABLE FACE, PERFORATED FACE, AIR PATTERN CONTROLLER, CW EQUALIZING GRID
SD-5	PRICE	PDS/B12	610 x 610	3500	151-190	EXTRUDED ALUMINUM CONSTRUCTION, QUICK RELEASE, HINGED REMOVABLE FACE, PERFORATED FACE, AIR PATTERN CONTROLLER, CW EQUALIZING GRID
SD-6	PRICE	PDS/B12	300 x 300	1500	0-55	EXTRUDED ALUMINUM CONSTRUCTION, QUICK RELEASE, HINGED REMOVABLE FACE, PERFORATED FACE, AIR PATTERN CONTROLLER, CW EQUALIZING GRID
SD-7	PRICE	HCF/B12	610 x 610	2900	95-235	EXTRUDED ALUMINUM CONSTRUCTION, PERFORATED FACE, QUICK RELEASE
SD-8	PRICE	MSRCD	300 x 300	300 x 300	0-150	MAXIMUM SECURITY RISK RESISTANT CEILING DIFFUSER
SUPPLY GRILLES						
SG-1	PRICE	SDGF/LAB15	-	250 x 150	0-100	STEEL CONSTRUCTION SIDEWALL GRILLE, VOLUME DAMPER, DOUBLE DEFLECTION, FLAT BORDER, SHORT FRONT BLADES, COUNTERSUNK SCREWS, ALUMINUM FINISH
SG-2	PRICE	SDGF/LAB15	-	300 x 200	0-175	STEEL CONSTRUCTION SIDEWALL GRILLE, VOLUME DAMPER, DOUBLE DEFLECTION, FLAT BORDER, SHORT FRONT BLADES, COUNTERSUNK SCREWS, ALUMINUM FINISH
SG-3	PRICE	SDGF/B12	-	300 x 200	0-150	EXTRUDED ALUMINUM CONSTRUCTION, CURVED FACE DUCT GRILLE, DOUBLE DEFLECTION CORE, CLOSED CELL FOAM GASKET
SG-4	PRICE	SDGF/B12	-	400 x 200	0-225	EXTRUDED ALUMINUM CONSTRUCTION, CURVED FACE DUCT GRILLE, DOUBLE DEFLECTION CORE, CLOSED CELL FOAM GASKET
LINEAR SUPPLY DIFFUSERS						
SL-1	PRICE	SDR75/418	1830 L WITH 1500 PLENUM	1500	0-150	EXTRUDED ALUMINUM CONSTRUCTION, 4 SLOTS, CW 1500mm LONG INSULATED PLENUM, BLANK OFF PANELS FOR INACTIVE SECTIONS OF LINEAR DIFFUSER, OPTIONAL FACE OPERATED REMOTE DAMPER, WHITE FINISH
RETURN AIR REGISTERS						
RR-1	PRICE	APDR/B12	300 x 600	250 x 250	0-190	ALUMINUM CONSTRUCTION PERFORATED FACE GRILLE, HINGED FACE, WHITE FINISH
RR-2	PRICE	APDR/B12	600 x 600	250 x 250	0-190	ALUMINUM CONSTRUCTION PERFORATED FACE GRILLE, HINGED FACE, WHITE FINISH
RR-3	PRICE	APDR/B12	600 x 600	350 x 350	0-375	ALUMINUM CONSTRUCTION PERFORATED FACE GRILLE, HINGED FACE, WHITE FINISH
RR-4	PRICE	MSRPP	300 x 300	300 x 300	0-150	MAXIMUM SECURITY RISK RESISTANT CEILING GRILLE
RETURN GRILLES						
RG-1	PRICE	SDDF/LCB15	-	250 x 150	0-75	STEEL CONSTRUCTION, 45° FIXED BLADES, CONCEALED FASTENING, VOLUME DAMPER, ALUMINUM FINISH
RG-2	PRICE	SDDF/LCB15	-	300 x 200	0-150	STEEL CONSTRUCTION, 45° FIXED BLADES, CONCEALED FASTENING, VOLUME DAMPER, ALUMINUM FINISH
RG-3	PRICE	SDDF/LCB15	-	400 x 250	0-175	STEEL CONSTRUCTION, 45° FIXED BLADES, CONCEALED FASTENING, VOLUME DAMPER, ALUMINUM FINISH
RG-4	PRICE	SDDF/LCB15	-	500 x 400	0-400	STEEL CONSTRUCTION, 45° FIXED BLADES, CONCEALED FASTENING, VOLUME DAMPER, ALUMINUM FINISH
EXHAUST GRILLES						
EG-1	PRICE	80/B12	300 x 300	250 x 250	0-200	EXTRUDED ALUMINUM CONSTRUCTION, ALUMINUM GRID CORE, CONCEALED FASTENING
EG-2	PRICE	SDDF/LCB15	-	500 x 350	0-360	ALUMINUM CONSTRUCTION, 45° FIXED BLADES, CONCEALED FASTENING, VOLUME DAMPER, ALUMINUM FINISH
EG-3	PRICE	MSRPP	300 x 300	250 x 250	0-190	MAXIMUM SECURITY RISK RESISTANT CEILING GRILLE
EXHAUST REGISTERS						
ER-1	PRICE	APDR/B12	600 x 600	250 x 250	0-190	ALUMINUM CONSTRUCTION PERFORATED FACE GRILLE, HINGED FACE, WHITE FINISH
ER-2	PRICE	APDR/B12	600 x 600	450 x 450	0-400	ALUMINUM CONSTRUCTION PERFORATED FACE GRILLE, HINGED FACE, WHITE FINISH
ER-3	PRICE	APDR/B12 - CUSTOM	750 x 750	450 x 450	0-450	ALUMINUM CONSTRUCTION PERFORATED FACE GRILLE, HINGED FACE, WHITE FINISH - CUSTOM SIZED TO SUIT LARGE FORMAT 150 x 150 CEILING SYSTEM

VIBRATION ISOLATION EQUIPMENT				
DRAWING REFERENCE	MANUFACTURER	TYPE	STATIC DEFLECTION (mm)	REMARKS
CP-338 & 339	VIBROACOUSTICS	NSN	-	SEE FLEXIBLE CONNECTORS, SPECIFICATION SECTION 23.20.00
EF, AC, HP	VIBROACOUSTICS	SHR	1	ALL SUSPENDED EQUIPMENT
AHU-103 & 124	VIBROACOUSTICS	N	-	
PIPING WHERE SPECIFIED	VIBROACOUSTICS	SRH	1	FIRST THREE SUPPORT POINTS FOR PIPING CONNECTED TO VIBRATING EQUIPMENT

SPLIT AIR CONDITIONING SYSTEMS							
DRAWING REFERENCE	LOCATION (RM NO)	MANUFACTURER	MODEL	COOLING CAPACITY (kW)	ELECTRICAL	MCA	REMARKS
INDOOR UNIT							
AC-541	GARAGE	MITSUBISHI	PEFY496MMHSU	28.1	208/160	8.2	DUCTED FAN COIL UNIT CW FBH4-4 FILTER BOX
AC-542	GARAGE	MITSUBISHI	PEFY496MMHSU	28.1	208/160	8.2	DUCTED FAN COIL UNIT CW FBH4-4 FILTER BOX
OUTDOOR UNIT							
CU-641	ROOF	MITSUBISHI	PUHY-HP120	35.1	208/360	47	CW HYPERHEAT LOW AMBIENT HEATING, PPH SEISMIC SUPPORTS (SEE SPECIFICATIONS)
CU-642	ROOF	MITSUBISHI	PUHY-HP120	35.1	208/360	47	CW HYPERHEAT LOW AMBIENT HEATING, PPH SEISMIC SUPPORTS (SEE SPECIFICATIONS)

HEATING UNITS						
DRAWING REFERENCE	MANUFACTURER	MODEL	DIMENSIONS (WxHxD) (mm)	CAPACITY (kW)	ELECTRICAL	REMARKS
FF-420	SIGMA	SFF06	1000 W X 700 H X 250 D	11.6	120/160	RECESSED, UNDUCTED CEILING CABINET
LH-430	SIGMA	063H	750 W X 500 H X 500 D	7.3	120/160	HORIZONTAL THROW UNIT HEATER
RP-1	SIGMA	SLC	600 W X WALL TO WALL	4.88kW	-	600W PANELS, 4 PASS, LENGTH TO FIT ROOM, PROVIDE INACTIVE ACCESS PANEL WHERE INSTALLED IN HARD CEILING. SEE DETAILS ON DRAWING 1054.
RP-2	SIGMA	SLC	600 W X WALL TO WALL	4.88kW	-	600W PANELS, 4 PASS, SECURITY TYPE PANEL WITH YORK FASTENERS. SEE DETAILS ON DRAWING 1054.

DOOR HEATERS/AIR CURTAINS									
DRAWING REFERENCE	MANUFACTURER	MODEL NUMBER	NOZZLE LENGTH (mm)	CAPACITY (kW)	WATER FLOW (L/S)	ELECTRICAL		REMARKS	
						VOLTAGE	MCA		
DH-450	BERNER	AEB-2096W	2438	24.1	0.57	120	8.8	WALL MOUNTED, CUSTOM COLOUR SELECTED BY ARCHITECT	
DH-451A	BERNER	A110-E-3132A	3352	N/A	N/A	120	25.5	EXPOSED MOUNTING, CUSTOM COLOUR SELECTED BY ARCHITECT, AMBIENT (UNHEATED)	
DH-451B	BERNER	A110-E-3132A	3352	N/A	N/A	120	25.5	EXPOSED MOUNTING, CUSTOM COLOUR SELECTED BY ARCHITECT, AMBIENT (UNHEATED)	
DH-451C	BERNER	A110-E-3132A	3352	N/A	N/A	120	25.5	EXPOSED MOUNTING, CUSTOM COLOUR SELECTED BY ARCHITECT, AMBIENT (UNHEATED)	

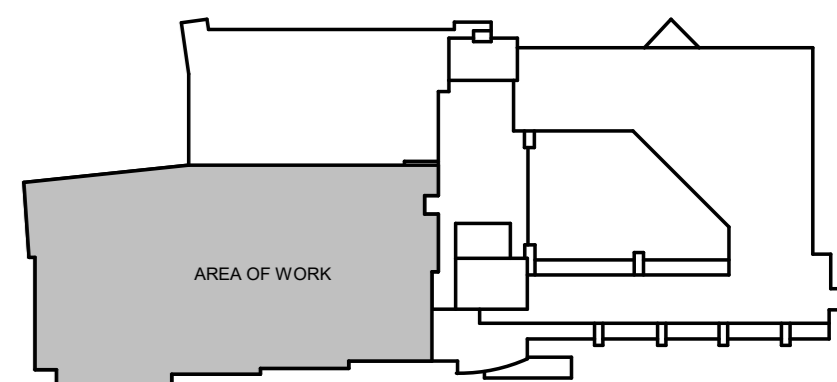
PUMPS											
DRAWING REFERENCE	SERVICE	MANUFACTURER	MODEL	FLOW (L/S)	HEAD (kPa)	EFF. (%)	RPM	BHP	HP	ELECTRICAL (V/PHz)	
CP-338 & CP-339	HEATING	GLYCOL HEATING COILS	BELL & GOSSETT	805C-4449.5B	27.1	104	70	1800	5.34	7.5	575/360

HEAT EXCHANGERS - STEAM TO GLYCOL												
DRAWING REFERENCE	SERVICE	MANUFACTURER	MODEL	TYPE	CAPACITY (kW)	HOT SIDE - STEAM			COLD SIDE			REMARKS
						CAPACITY (kW)	INLET PRESSURE (kPa)	MEDIA	FLOW RATE (L/s)	PRESSURE DROP (kPa)	TEMPERATURE EWT (°C)	

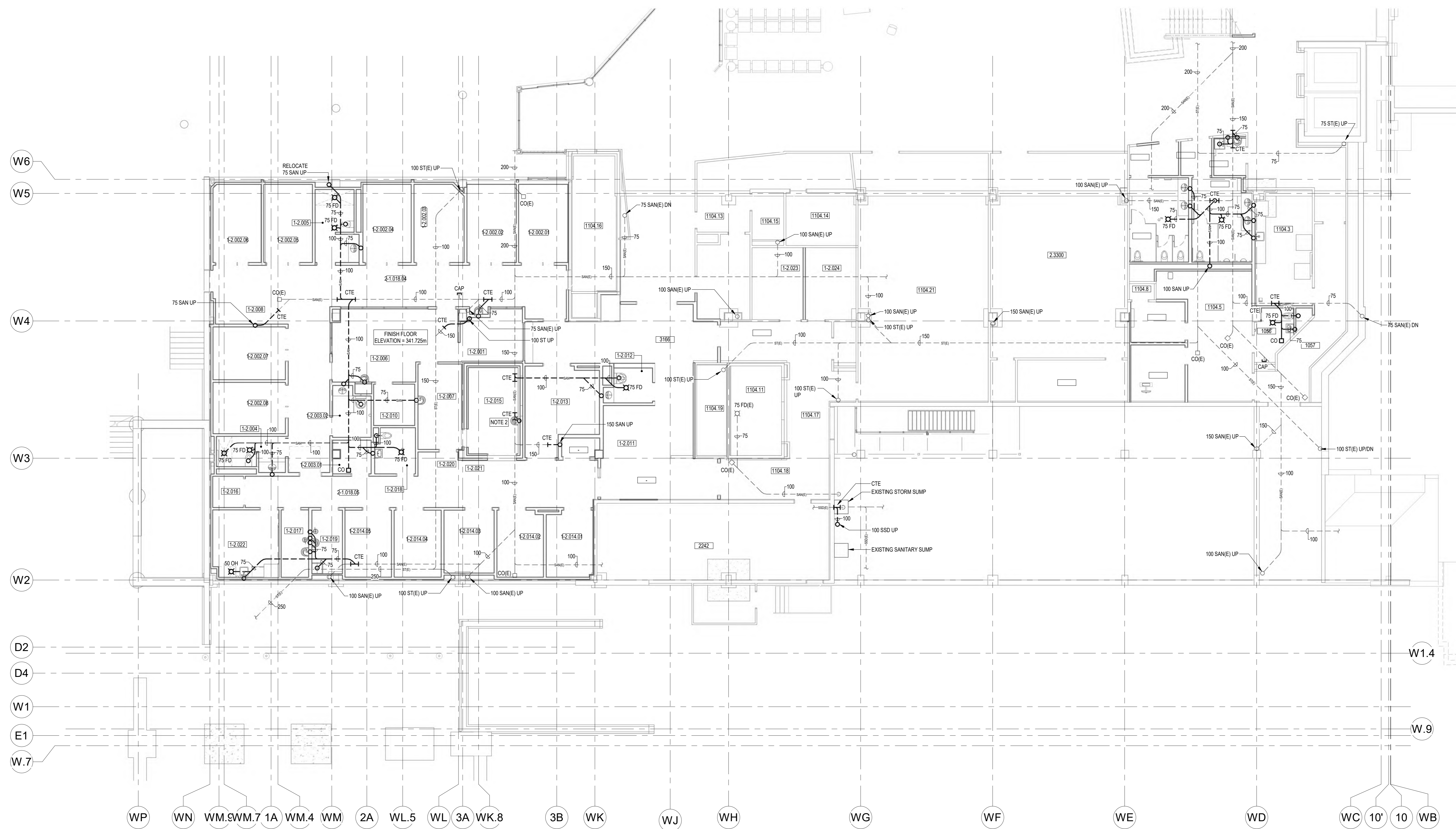
Copyright Disclaimer

DO NOT SCALE THE DRAWINGS. ALL MEASUREMENTS ARE TO BE CHECKED AND VERIFIED ON SITE BY THE CONTRACTOR. ANY DISCREPANCIES ARE TO BE REPORTED TO THE CONSULTANT BEFORE PROCEEDING WITH THE WORK.
COPYRIGHT © ALL RIGHTS RESERVED. DRAWINGS AND RELATED DOCUMENTS ARE THE COPYRIGHT OF THE CONSULTANT AND MUST BE RETURNED UPON REQUEST OR AT THE COMPLETION OF THE WORK. REPRODUCTION OF THESE DRAWINGS OR RELATED DOCUMENTS IN PART OR IN WHOLE BY ELECTRONIC OR MECHANICAL MEANS IS FORBIDDEN BY LAW WITHOUT THE PRIOR WRITTEN PERMISSION OF THE CONSULTANT.

Key Plan



KEY PLAN
NTS



PHASE 1 - PART LEVEL 1 FLOOR PLAN - BELOW FLOOR DRAINAGE
SCALE 1:100

- NOTES:
- MINIMUM BELOW GRADE DRAINAGE PIPING SIZE IS 75mm.
 - CHP TOP OF FOOTING AS REQUIRED TO SUIT NEW DRAIN LOCATION.

Issued/Revision	By	App'd	YYYY.MM.DD
10	ISSUED FOR TENDER		2024.06.07
9	ISSUED FOR PRE-TENDER		2024.05.27
7	ISSUED FOR BUILDING PERMIT		2024.03.28
6	ISSUED FOR STAGE 1.1 SUBMISSION		2024.03.23
5	ISSUED FOR COSTING AND GSH REVIEW		2023.12.21
4	ISSUED FOR 425 CONSTRUCTION DOCUMENTS	CAB	2023.10.26
3	ISSUED FOR 425 SUBMISSION	CAB	2023.09.09
2	ISSUED FOR 3D COSTING AND CLIENT REVIEW	CAB	2023.03.29
1	ISSUED FOR 3D SCHEMATIC DESIGN	CAB	2023.11.09

File Name: N/A EDS JHE DBV 2024.06.07
Dwn: Dgn: Clnk: YYYY.MM.DD



Client/Project Logo



Client/Project
GUELPH GENERAL HOSPITAL
EMERGENCY MENTAL HEALTH AND
ADDICTIONS SERVICES RELOCATION AND
EMERGENCY DEPARTMENT EXPANSION
115 DELHI ST, GUELPH, ON, N1E 4J4

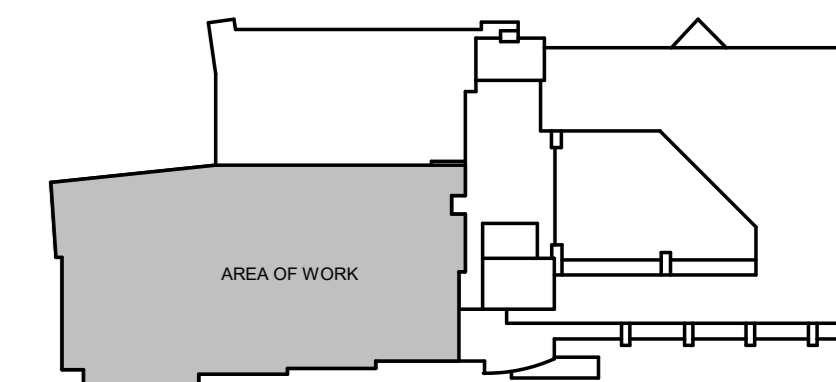
Title
PHASE 1 - PART LEVEL 1 FLOOR PLAN -
BELOW FLOOR DRAINAGE

Project No. 9609 Scale 1:100
Revision Drawing No. M201

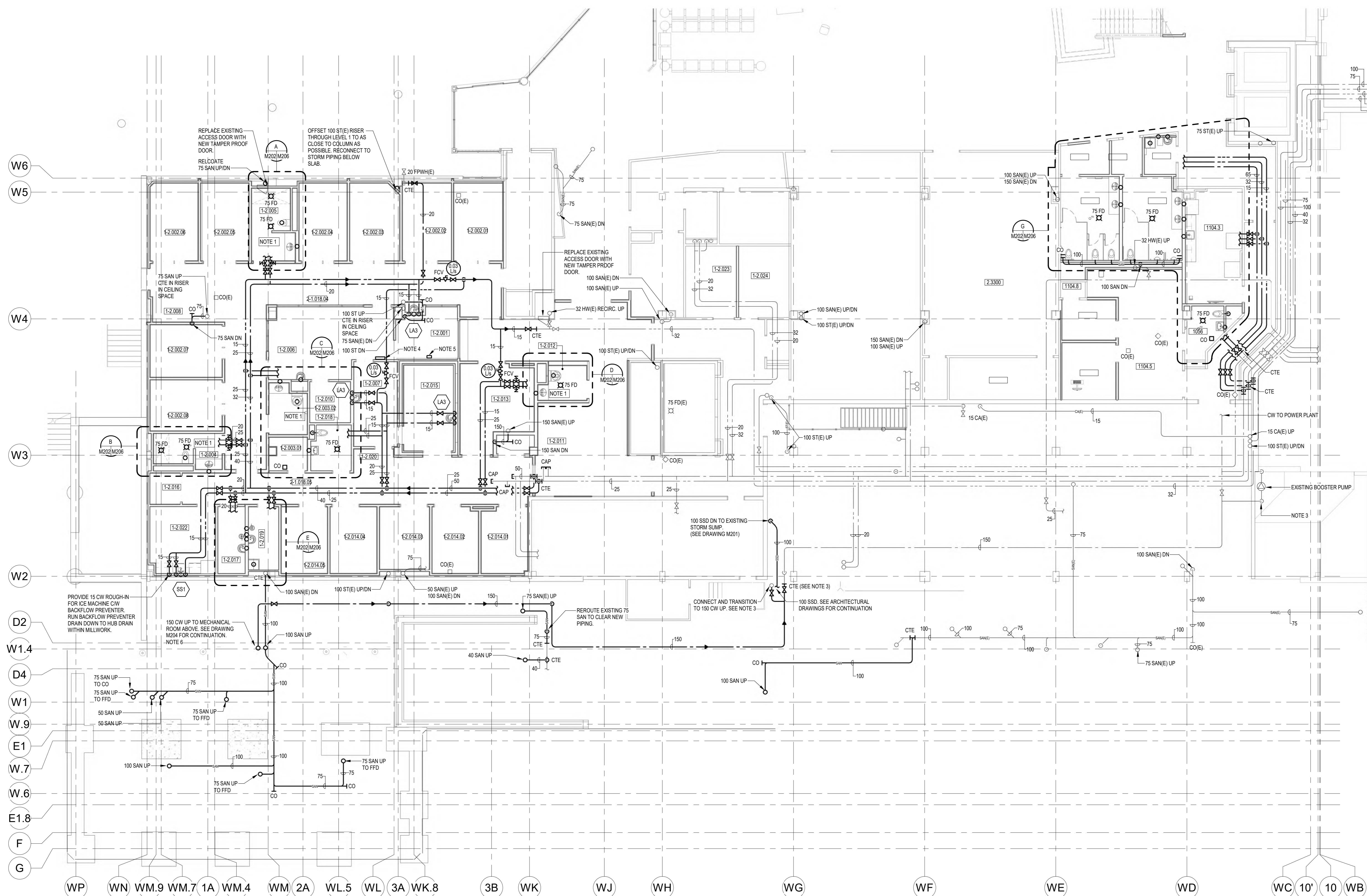
Copyright Disclaimer

DO NOT SCALE THE DRAWINGS. ALL MEASUREMENTS ARE TO BE CHECKED AND VERIFIED ON SITE BY THE CONTRACTOR. ANY DISCREPANCIES ARE TO BE REPORTED TO THE CONSULTANT BEFORE PROCEEDING WITH THE WORK.
COPYRIGHT © ALL RIGHTS RESERVED. DRAWINGS AND RELATED DOCUMENTS ARE THE COPYRIGHT OF THE CONSULTANT AND MUST BE RETURNED UPON REQUEST OR AT THE COMPLETION OF THE WORK. REPRODUCTION OF THESE DRAWINGS OR RELATED DOCUMENTS IN PART OR IN WHOLE BY ELECTRONIC OR MECHANICAL MEANS IS FORBIDDEN BY LAW WITHOUT THE PRIOR WRITTEN PERMISSION OF THE CONSULTANT.

Key Plan



KEY PLAN
NTS



PHASE 1 - PART LEVEL 1 FLOOR PLAN - PLUMBING
SCALE: 1:100

- NOTES:**
1. PROVIDE SOLENOID VALVES ON HOT AND COLD WATER SERVING WASHROOM. CONTROLS TO ENABLE WATER FLOW TO BE LOCATED AT NURSES STATION.
 2. MINIMUM BELOW GRADE DRAINAGE PIPING SIZE IS 75mm.
 3. CLOSE ISOLATION VALVES TO ISOLATE DELHI STREET WATER SERVICE FROM THE HOSPITAL DURING SERVICE RELOCATION. PHASE INSTALLATION OF NEW WATER SERVICE TO MINIMIZE THE DURATION THAT THESE VALVES REMAIN CLOSED. IT IS EXPECTED THAT THIS SHUTDOWN WILL BE NO MORE THAN 1 DAY.
 4. EMERGENCY SHUT-OFF SWITCHES TO CONTROL SOLENOID VALVES FOR ROOMS 1-2.003.02, 1-2.004 AND 1-2.005.
 5. EMERGENCY SHUT-OFF SWITCHES TO CONTROL SOLENOID VALVES FOR ROOM 1-2.012.
 6. NEW WATER SERVICE MUST BE INSTALLED STERILIZED AND FULLY OPERATIONAL BEFORE DEMOLITION OF EXISTING WATER SERVICE CAN BE STARTED. REFER TO DEMOLITION DRAWINGS FOR FURTHER PHASING NOTES.

Issued/Revision	By	App'd	YYYY.MM.DD
10	ISSUED FOR TENDER		2024.04.07
9	ISSUED FOR PRE-TENDER		2024.05.27
7	ISSUED FOR BUILDING PERMIT		2024.03.28
6	ISSUED FOR STAGE 1.1 SUBMISSION		2024.03.23
5	ISSUED FOR COSTING AND GSH REVIEW		2023.12.21
4	ISSUED FOR 42% CONSTRUCTION DOCUMENTS		2023.10.26
3	ISSUED FOR 40% SERVICE 2.3 SUBMISSION	CAB	2023.06.09
2	ISSUED FOR 30% COSTING AND CLIENT REVIEW	CAB	2023.03.29
1	ISSUED FOR 10% SCHEMATIC DESIGN	CAB	2023.11.29

File Name: N/A EDS JHE DBV 2024.06.07
Dwn Dgns Chks YYYY.MM.DD



Client/Project Logo

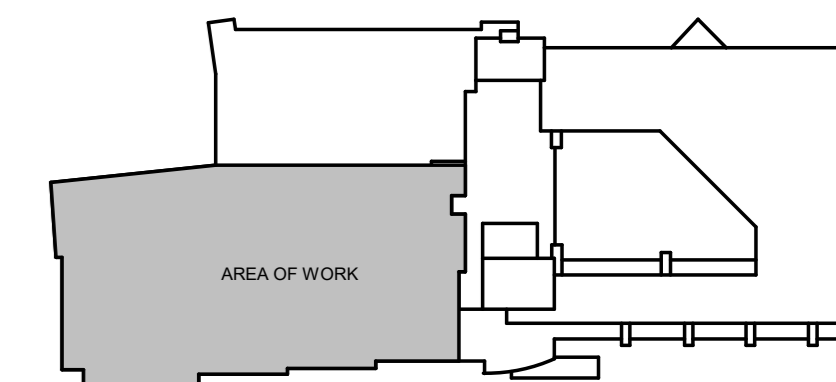
Client/Project
GUELPH GENERAL HOSPITAL
EMERGENCY MENTAL HEALTH AND ADDICTIONS SERVICES RELOCATION AND EMERGENCY DEPARTMENT EXPANSION
115 DELHI ST. GUELPH, ON, N1E 4J4

Title
PHASE 1 - PART LEVEL 1 FLOOR PLAN - PLUMBING

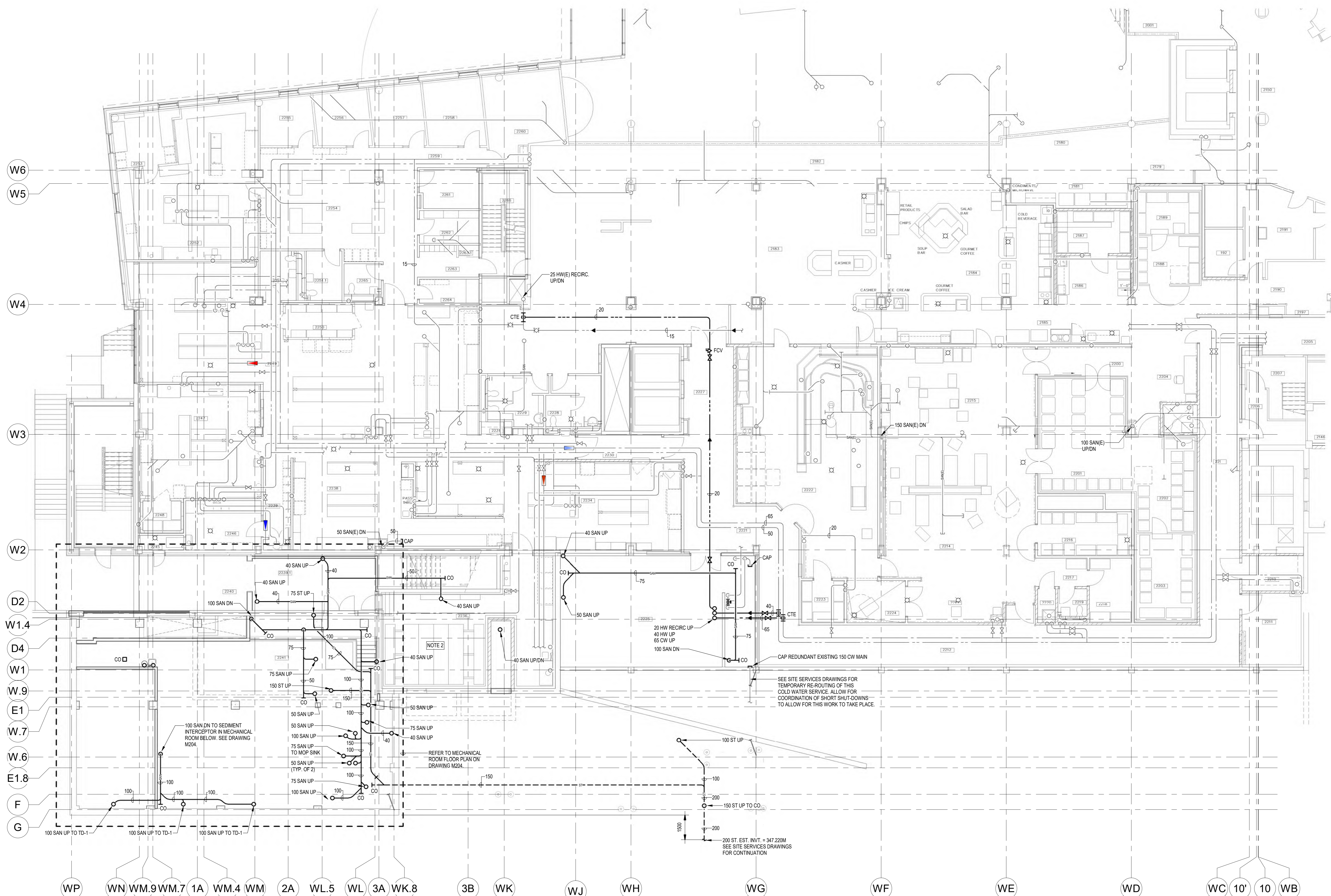
Copyright Disclaimer

DO NOT SCALE THE DRAWINGS. ALL MEASUREMENTS ARE TO BE CHECKED AND VERIFIED ON SITE BY THE CONTRACTOR. ANY DISCREPANCIES ARE TO BE REPORTED TO THE CONSULTANT BEFORE PROCEEDING WITH THE WORK.
COPYRIGHT © ALL RIGHTS RESERVED. DRAWINGS AND RELATED DOCUMENTS ARE THE COPYRIGHT OF THE CONSULTANT AND MUST BE RETURNED UPON REQUEST OR AT THE COMPLETION OF THE WORK. REPRODUCTION OF THESE DRAWINGS OR RELATED DOCUMENTS IN PART OR IN WHOLE BY ELECTRONIC OR MECHANICAL MEANS IS FORBIDDEN BY LAW WITHOUT THE PRIOR WRITTEN PERMISSION OF THE CONSULTANT.

Key Plan



KEY PLAN
NTS



PHASE 1 - PART LEVEL 2 FLOOR PLAN - PLUMBING

SCALE: 1:100

NOTES:

- MINIMUM BELOW GRADE DRAINAGE PIPING SIZE IS 75mm.
- AVOID ANY NEW PIPING RUNNING THROUGH ROOM 2236.

10	ISSUED FOR TENDER	2024.06.07
9	ISSUED FOR PRE-RENDER	2024.05.27
7	ISSUED FOR BUILDING PERMIT	2024.03.28
6	ISSUED FOR STAGE 1.1 HIGH SUBMISSION	2024.03.23
5	ISSUED FOR COSTING AND GSH REVIEW	2023.12.21
4	ISSUED FOR 20% CONSTRUCTION DOCUMENTS	2023.12.26
3	ISSUED FOR 10% SUBMISSION	2023.06.09
2	ISSUED FOR 30% COSTING AND CLIENT REVIEW	2023.03.29
1	ISSUED FOR 10% SCHEMATIC DESIGN	2023.11.02

Issued/Revision By App'd YYYY.MM.DD

File Name: N/A EDS JHE DBV 2024.06.07
Dwn Edgn Chkd YYYY.MM.DD

Permit/Seal



Client/Project Logo



Client/Project
GUELPH GENERAL HOSPITAL
EMERGENCY MENTAL HEALTH AND
ADDITIONS SERVICES RELOCATION AND
EMERGENCY DEPARTMENT EXPANSION
115 DELHI ST. GUELPH, ON, N1E 4J4

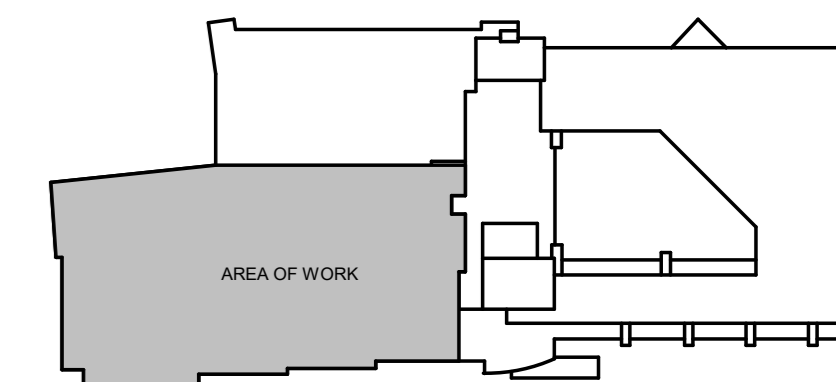
Title
PHASE 1 - PART LEVEL 2 FLOOR PLAN -
PLUMBING

Project No. 9609 Scale 1:100
Revision Drawing No. M203

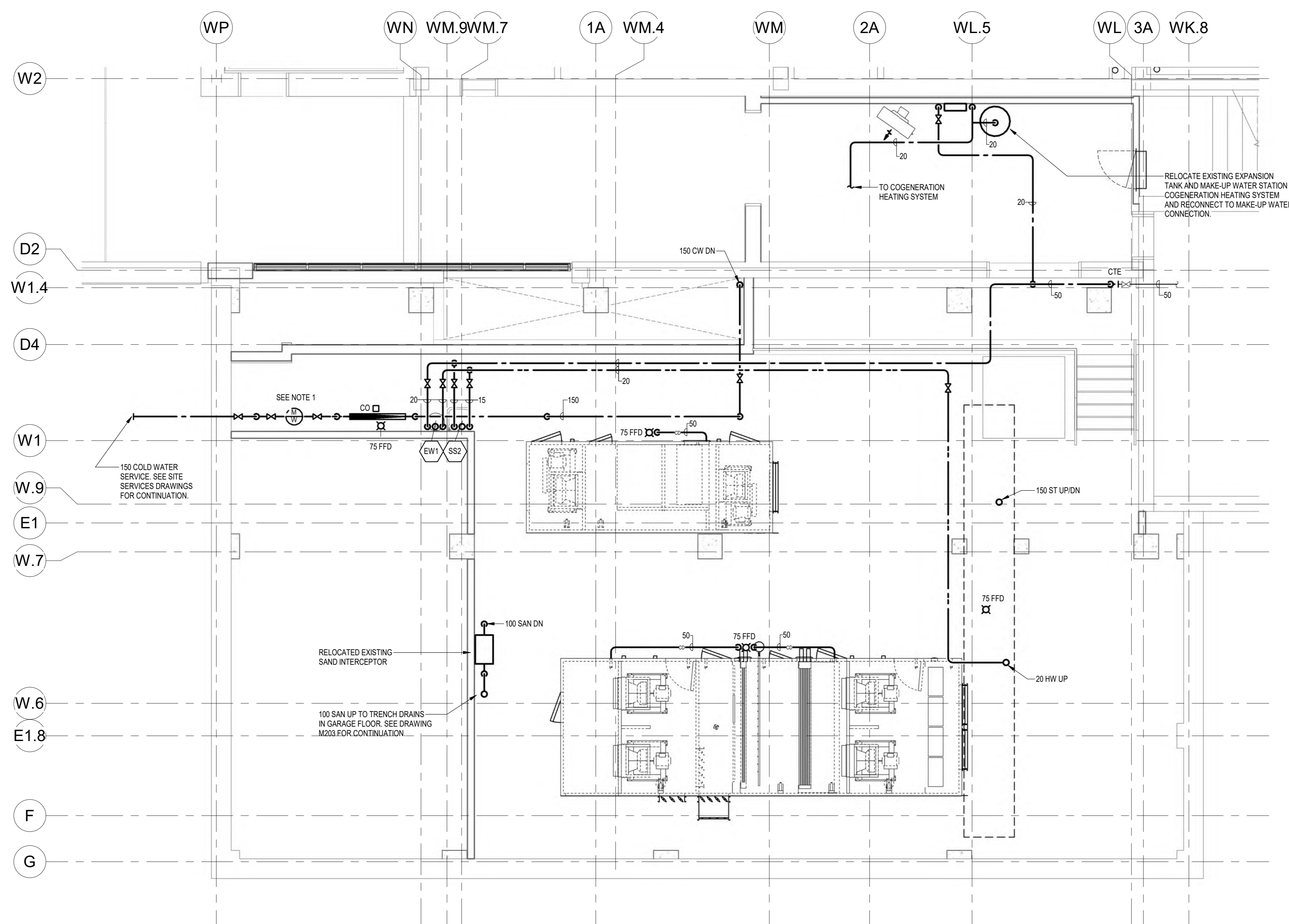
Copyright Disclaimer

DO NOT SCALE THE DRAWINGS. ALL MEASUREMENTS ARE TO BE CHECKED AND VERIFIED ON SITE BY THE CONTRACTOR. ANY DISCREPANCIES ARE TO BE REPORTED TO THE CONSULTANT BEFORE PROCEEDING WITH THE WORK.
COPYRIGHT © ALL RIGHTS RESERVED. DRAWINGS AND RELATED DOCUMENTS ARE THE COPYRIGHT OF THE CONSULTANT AND MUST BE RETURNED UPON REQUEST OR AT THE COMPLETION OF THE WORK. REPRODUCTION OF THESE DRAWINGS OR RELATED DOCUMENTS IN PART OR IN WHOLE BY ELECTRONIC OR MECHANICAL MEANS IS FORBIDDEN BY LAW WITHOUT THE PRIOR WRITTEN PERMISSION OF THE CONSULTANT.

Key Plan



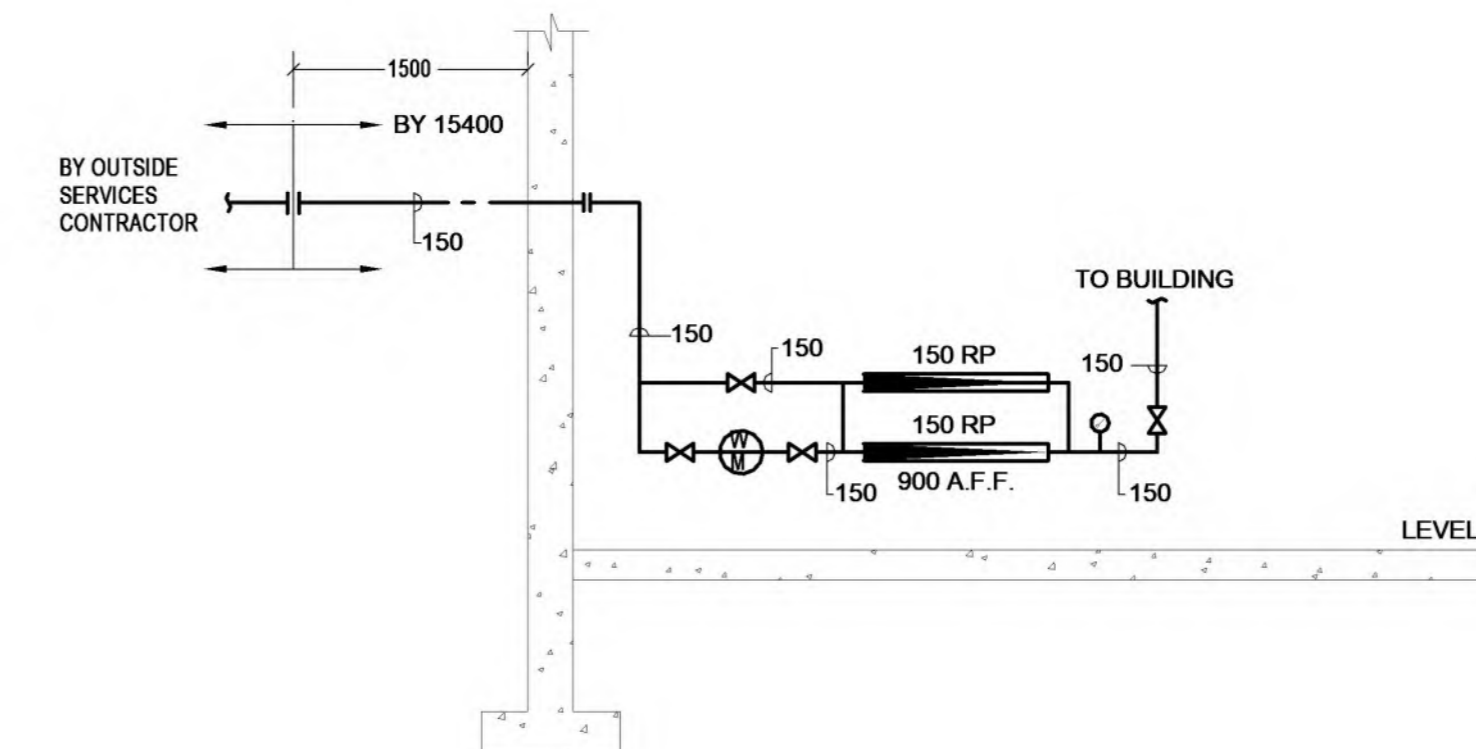
KEY PLAN
NTS



LEVEL 2 MECHANICAL ROOM - PLUMBING
SCALE: 1:50

NOTES:

1. NEW WATER SERVICE MUST BE INSTALLED STERILIZED AND FULLY OPERATIONAL BEFORE DEMOLITION OF EXISTING WATER SERVICE CAN BE STARTED. REFER TO DEMOLITION DRAWINGS FOR FURTHER PHASING NOTES.



INCOMING WATER SERVICE SCHEMATIC
SCALE: N.T.S.

10	ISSUED FOR TENDER		2024.06.07
9	ISSUED FOR PRE-TENDER		2024.05.27
7	ISSUED FOR BUILDING PERMIT		2024.03.28
6	ISSUED FOR STAGE 1.1 HIGH SUBMISSION		2024.03.23
5	ISSUED FOR COSTING AND GCH REVIEW		2023.12.21
4	ISSUED FOR 42% CONSTRUCTION DOCUMENTS		2023.10.26
3	ISSUED FOR ARCHITECTURE 1.2 SUBMISSION	C48	2023.06.09
2	ISSUED FOR 30% COSTING AND CLIENT REVIEW	C48	2023.03.29
1	ISSUED FOR PRE-SCHMATIC DESIGN	C48	2023.11.09

Issued/Revision	By	App'd	YYYY.MM.DD
File Name: N/A	EDS	JHE	2024.06.07
	Dwn	Dgn	Chk'd

Permit/Seal



Client/Project Logo



Client/Project
GUELPH GENERAL HOSPITAL
EMERGENCY MENTAL HEALTH AND
ADDICTIONS SERVICES RELOCATION AND
EMERGENCY DEPARTMENT EXPANSION
115 DELHI ST. GUELPH, ON, N1E 4J4

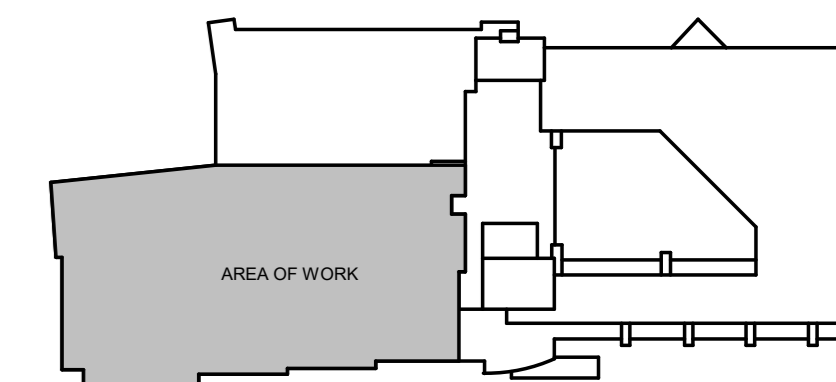
Title
PHASE 1 - LEVEL 2 MECHANICAL ROOM
PLUMBING

Project No. 9609 Scale As indicated
Revision Drawing No. M204

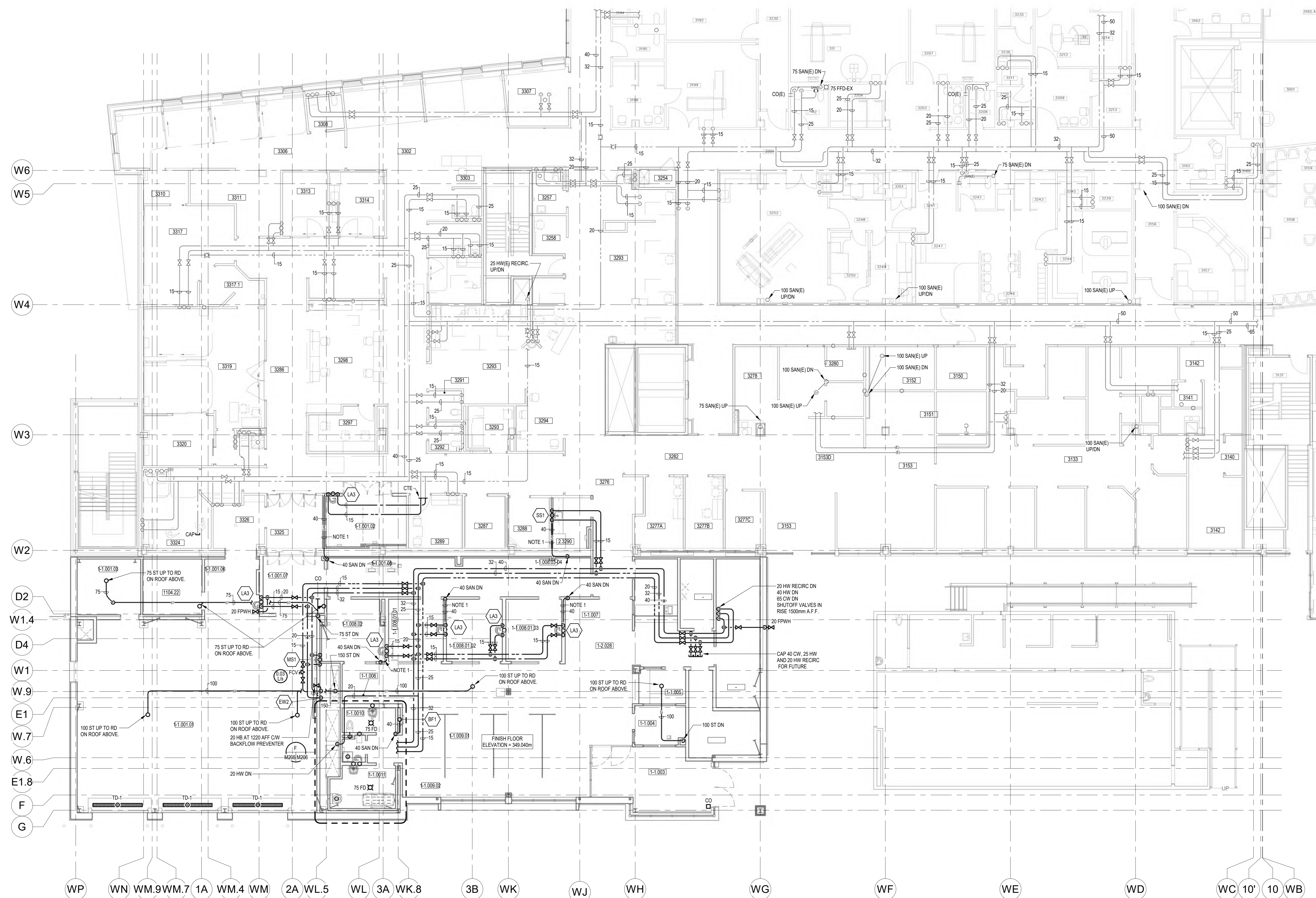
Copyright Disclaimer

DO NOT SCALE THE DRAWINGS. ALL MEASUREMENTS ARE TO BE CHECKED AND VERIFIED ON SITE BY THE CONTRACTOR. ANY DISCREPANCIES ARE TO BE REPORTED TO THE CONSULTANT BEFORE PROCEEDING WITH THE WORK.
COPYRIGHT © ALL RIGHTS RESERVED. DRAWINGS AND RELATED DOCUMENTS ARE THE COPYRIGHT OF THE CONSULTANT AND MUST BE RETURNED UPON REQUEST OR AT THE COMPLETION OF THE WORK. REPRODUCTION OF THESE DRAWINGS OR RELATED DOCUMENTS IN PART OR IN WHOLE BY ELECTRONIC OR MECHANICAL MEANS IS FORBIDDEN BY LAW WITHOUT THE PRIOR WRITTEN PERMISSION OF THE CONSULTANT.

Key Plan



KEY PLAN
NTS



PHASE 1 - PART LEVEL 3 FLOOR PLAN - PLUMBING

SCALE: 1:100

NOTES:

- SANITARY PIPING TO RUN HORIZONTALLY THROUGH WALL TO AVOID ANY NEW PIPING RUNNING THROUGH ROOM 2236 ON LEVEL 2 BELOW.

10	ISSUED FOR TENDER	2024.04.07
9	ISSUED FOR PRE-TENDER	2024.05.27
7	ISSUED FOR BUILDING PERMIT	2024.03.28
6	ISSUED FOR STAGE 1.1 SUBMISSION	2024.03.23
5	ISSUED FOR COSTING AND GCM REVIEW	2023.12.21
4	ISSUED FOR 20% CONSTRUCTION DOCUMENTS	2023.10.26
3	ISSUED FOR 10% SUBMISSION	2023.06.09
2	ISSUED FOR 30% COSTING AND CLIENT REVIEW	C48 C48 2023.03.29
1	ISSUED FOR 10% SCHEMATIC DESIGN	C48 C48 2023.11.29

Issued/Revision	By	App'd	YYYY.MM.DD
File Name: N/A	EDS	JHE	2024.06.07
	Dwn	Drwn	CHKD
			YYYY.MM.DD

Permit/Seal



Client/Project Logo



Client/Project
GUELPH GENERAL HOSPITAL
EMERGENCY MENTAL HEALTH AND
ADDICTIONS SERVICES RELOCATION AND
EMERGENCY DEPARTMENT EXPANSION
115 DELHI ST, GUELPH, ON, N1E 4J4

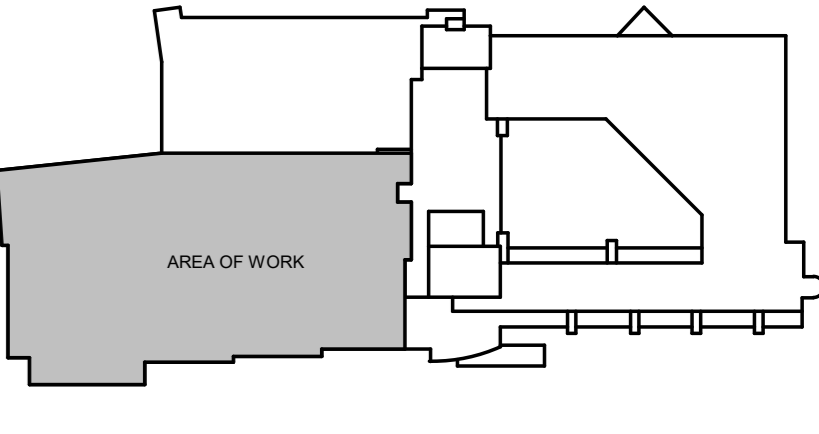
Title
PHASE 1 - PART LEVEL 3 FLOOR PLAN -
PLUMBING

Project No. 9609 Scale 1:100
Revision Drawing No. M205

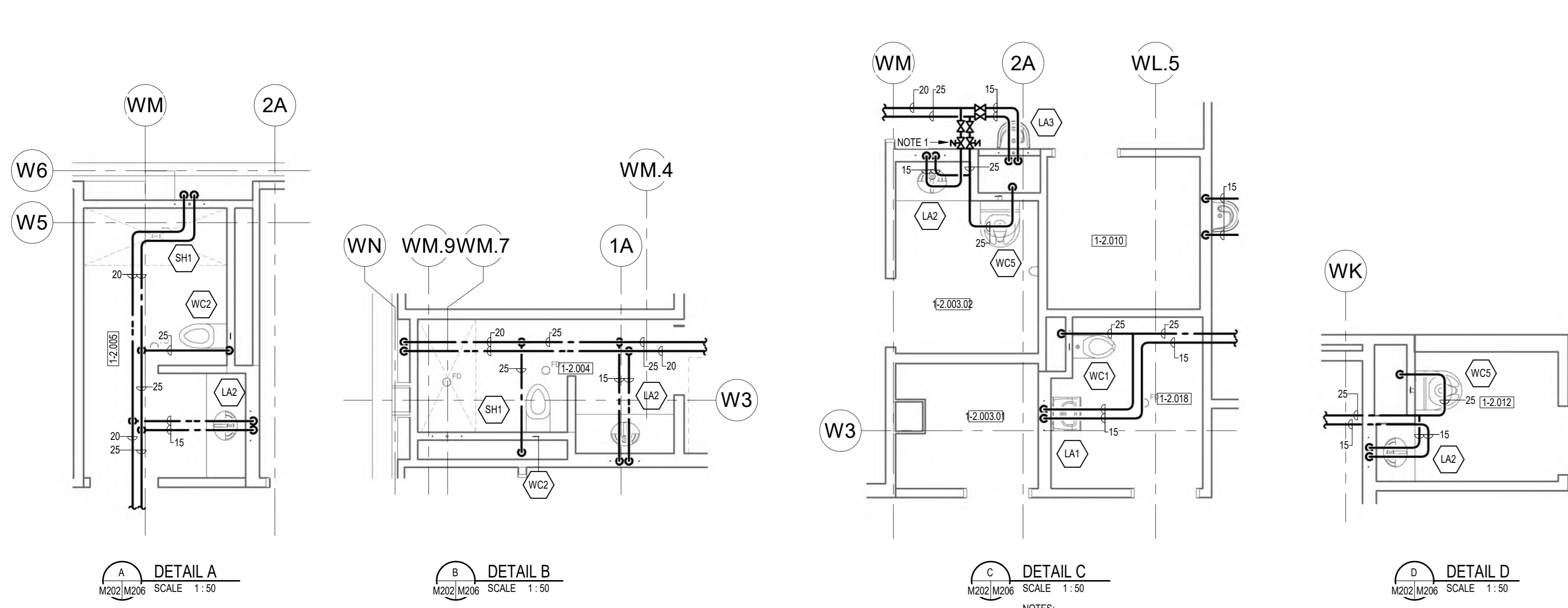
Copyright Disclaimer

DO NOT SCALE THE DRAWINGS. ALL MEASUREMENTS ARE TO BE CHECKED AND VERIFIED ON SITE BY THE CONTRACTOR. ANY DISCREPANCIES ARE TO BE REPORTED TO THE CONSULTANT BEFORE PROCEEDING WITH THE WORK. COPYRIGHT © ALL RIGHTS RESERVED. DRAWINGS AND RELATED DOCUMENTS ARE THE COPYRIGHT OF THE CONSULTANT AND MUST BE RETURNED UPON REQUEST OR AT THE COMPLETION OF THE WORK. REPRODUCTION OF THESE DRAWINGS OR RELATED DOCUMENTS IN PART OR IN WHOLE BY ELECTRONIC OR MECHANICAL MEANS IS FORBIDDEN BY LAW WITHOUT THE PRIOR WRITTEN PERMISSION OF THE CONSULTANT.

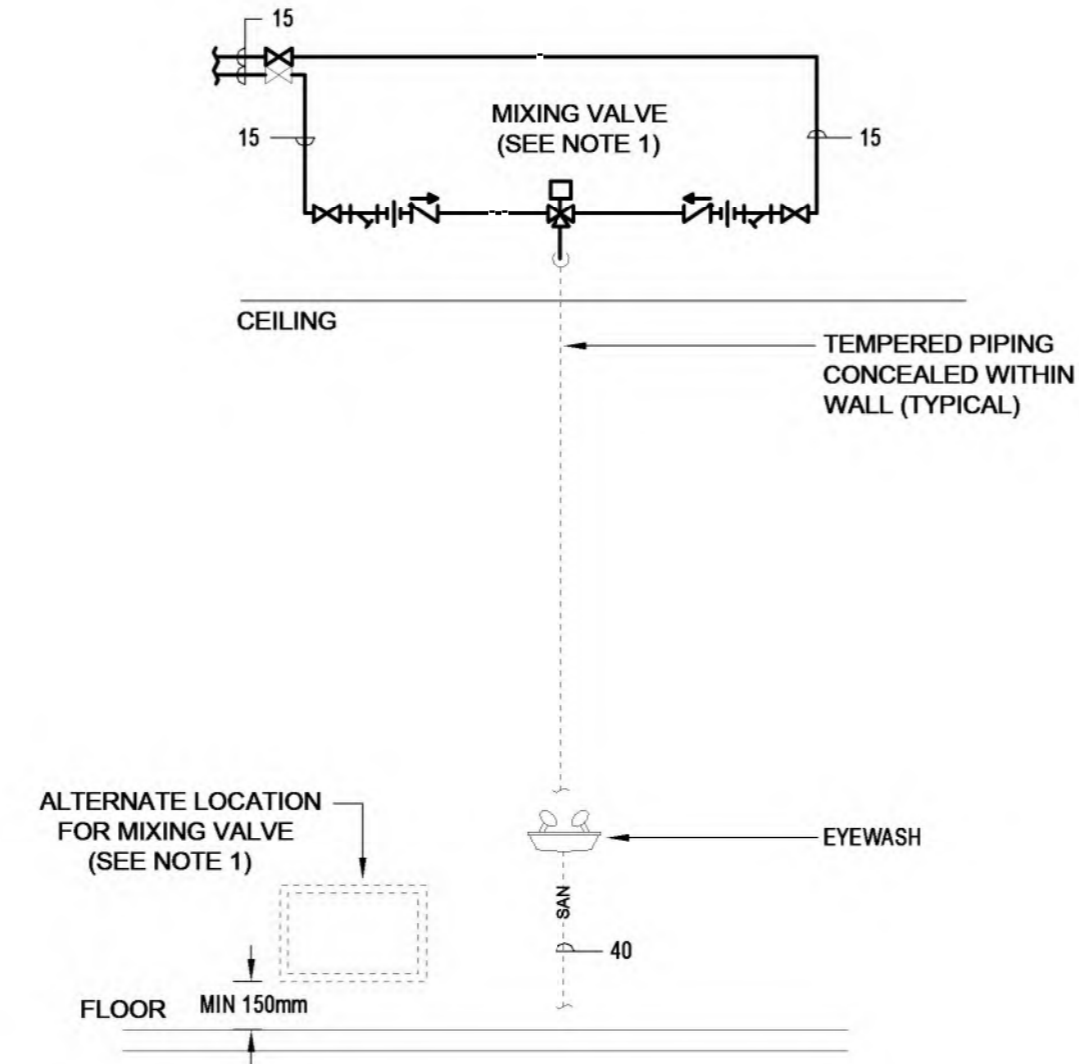
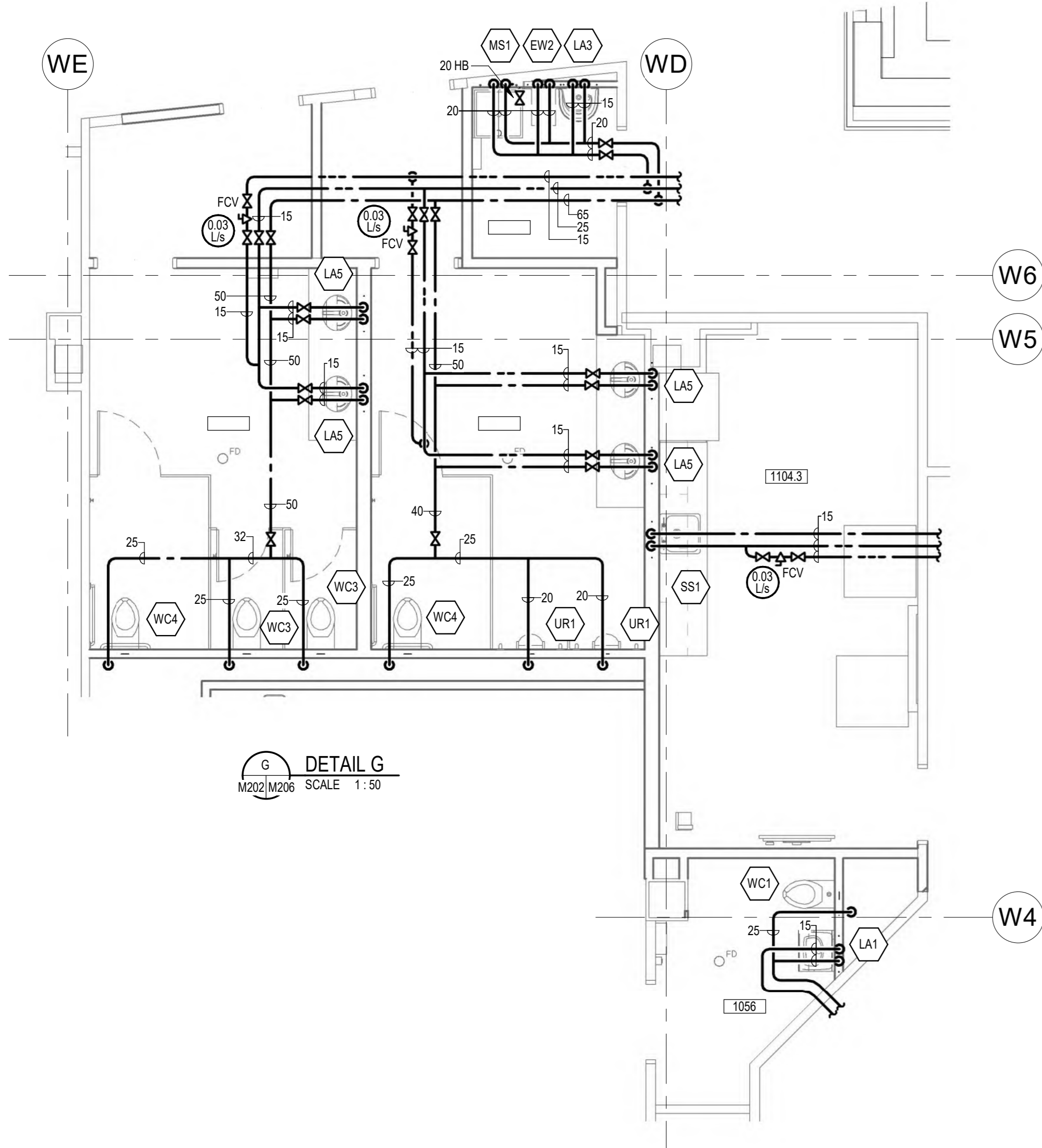
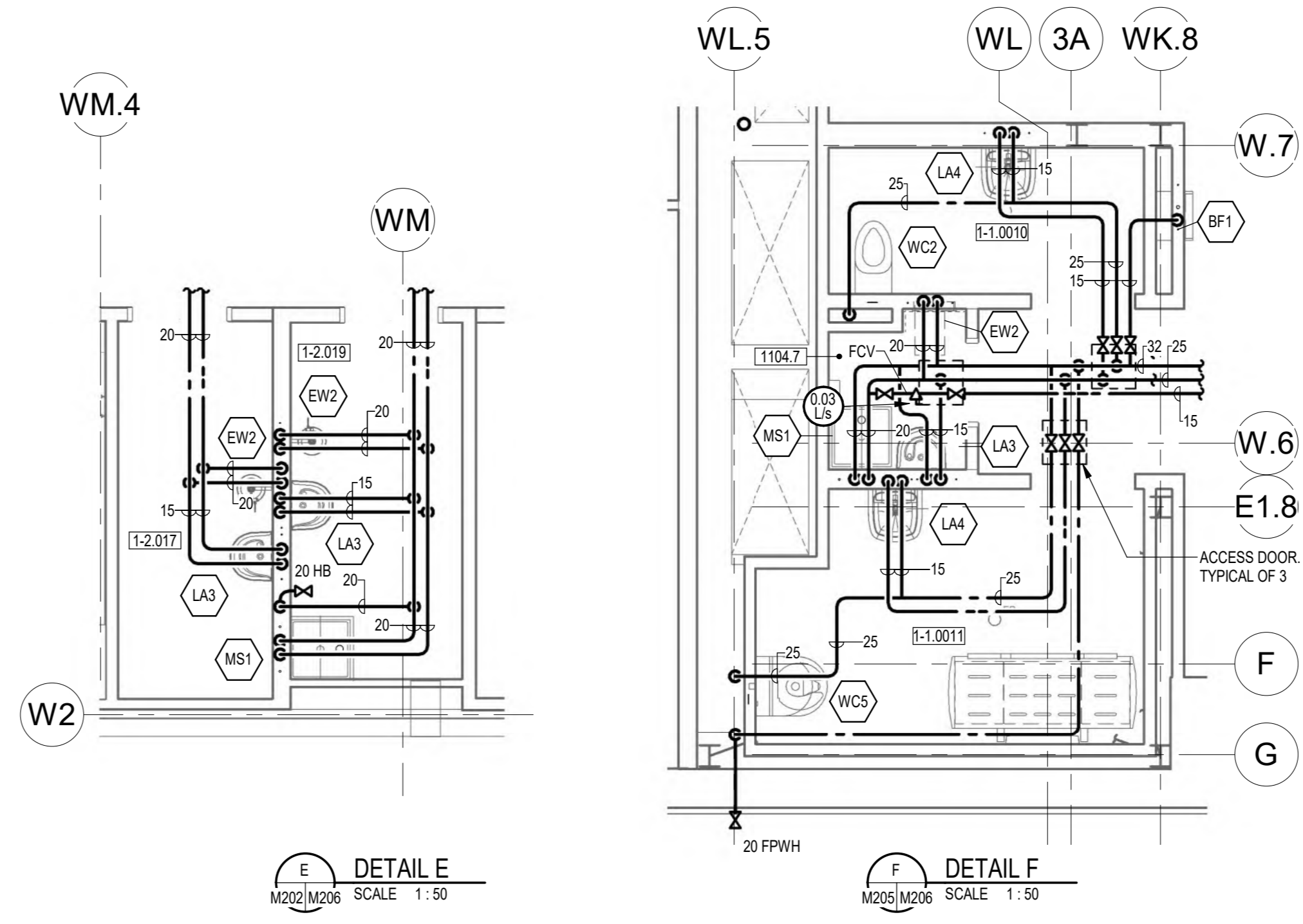
Key Plan



KEY PLAN
N.T.S.

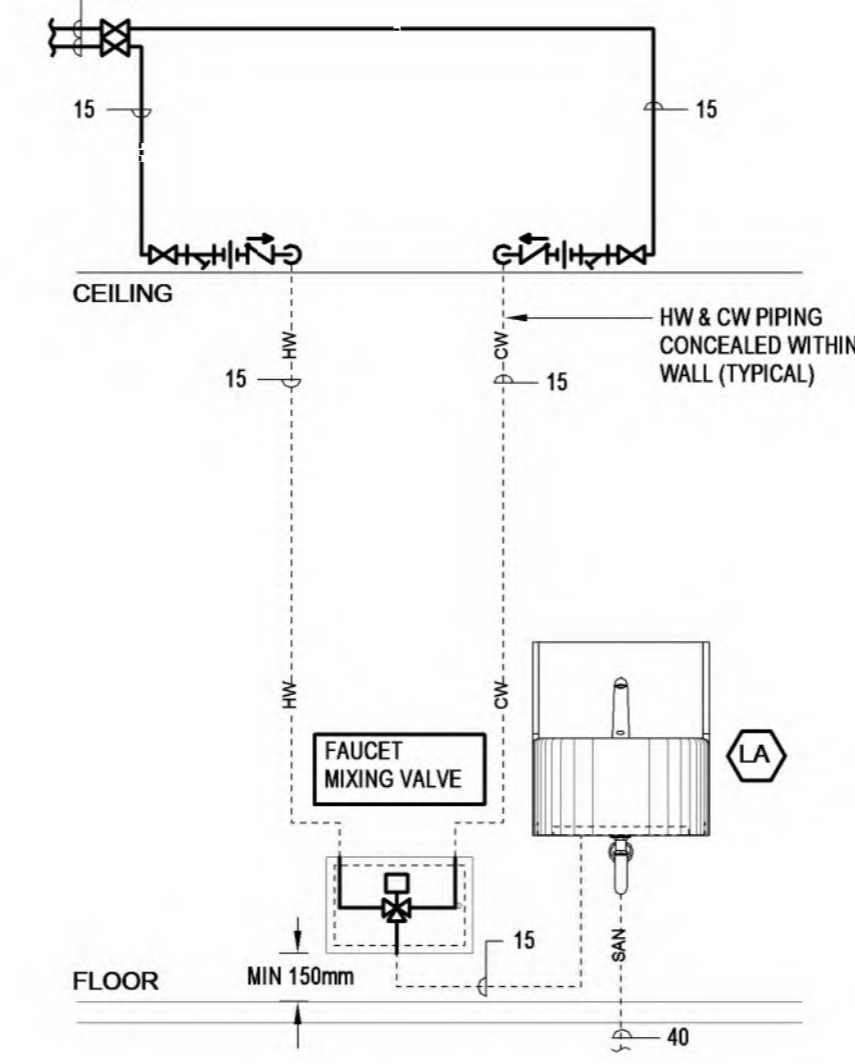


NOTES:
1. PROVIDE SOLENOID VALVES ON HOT AND COLD WATER SERVING WASHROOM CONTROLS TO ENABLE WATER FLOW TO BE LOCATED AT NURSES STATION.



TYPICAL ARRANGEMENT FOR EYEWASH WITH MIXING VALVE
N.T.S.

NOTES:
1. WHERE CEILING SPACE ABOVE EYEWASH IS NOT EASILY ACCESSIBLE, PROVIDE 150mm DEEP RECESSED CABINET FOR MOUNTING MIXING VALVE. COORDINATE REQUIRED THICKER WALL WITH GENERAL TRADES.



TYPICAL ARRANGEMENT FOR LAVATORY WITH MIXING VALVE
N.T.S.

10	ISSUED FOR TENDER	2024.04.07
9	ISSUED FOR PRE-TENDER	2024.05.27
7	ISSUED FOR BUILDING PERMIT	2024.03.28
6	ISSUED FOR STAGE 1.1 HIGH SUBMISSION	2024.02.23
5	ISSUED FOR COSTING AND GSH REVIEW	2023.12.21
4	ISSUED FOR A201 CONSTRUCTION DOCUMENTS	2023.12.26
3	ISSUED FOR A201 STAGE 1.2 SUBMISSION	2023.06.09
2	ISSUED FOR 3D COSTING AND CLIENT REVIEW	C48 - C48 2023.03.29
1	ISSUED FOR 3D SCHEMATIC DESIGN	C48 - C48 2023.11.02
Issued/Revision		
File Name: N/A	EDS	JHE
	Dwn	Chk'd

Permit/Seal



Client/Project Logo



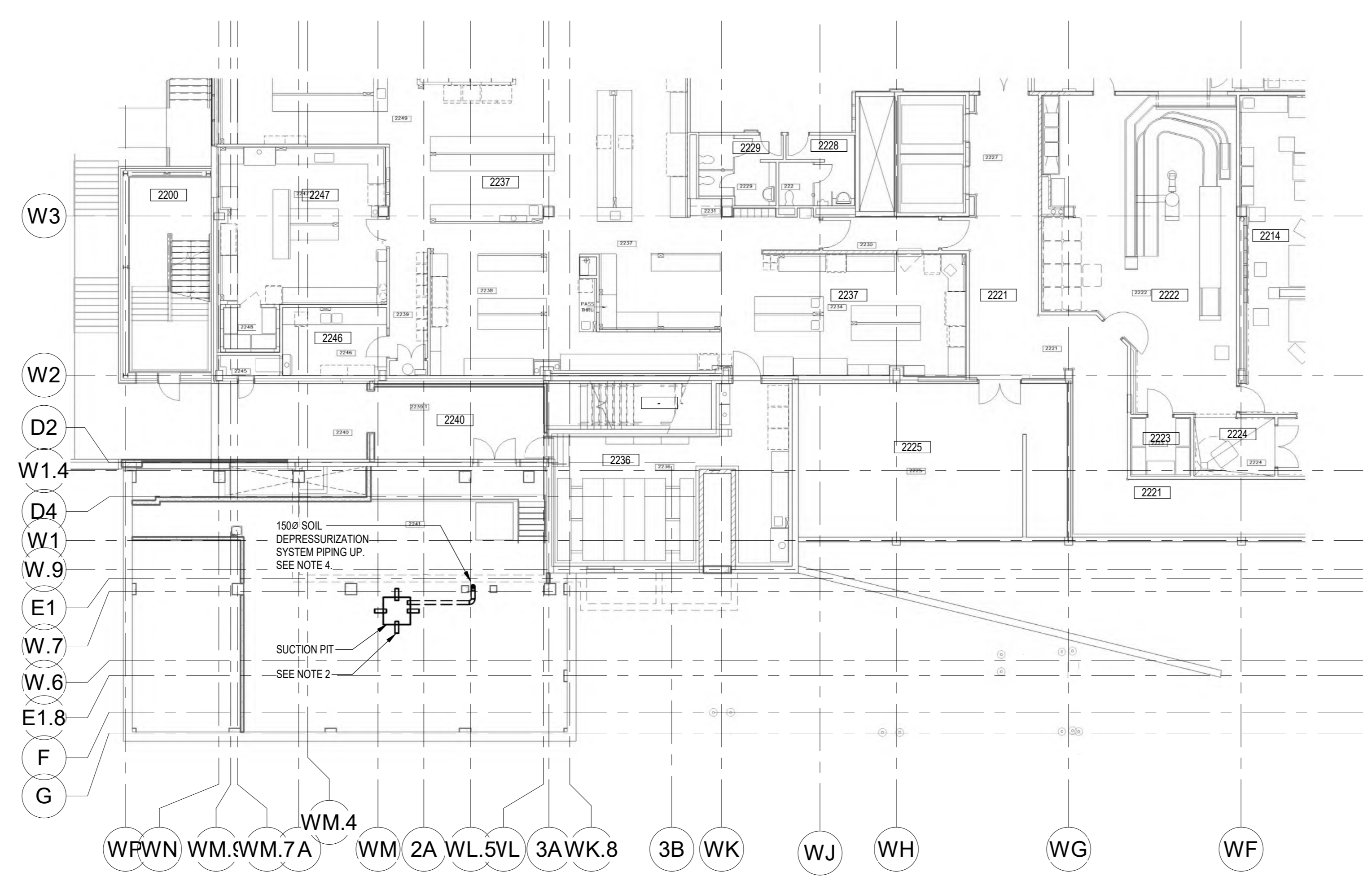
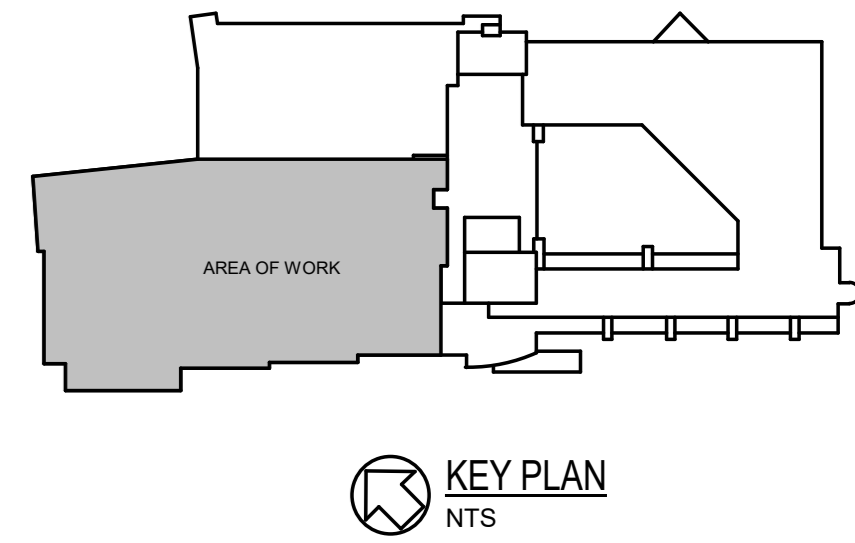
Client/Project
GUELPH GENERAL HOSPITAL
EMERGENCY MENTAL HEALTH AND ADDICTIONS SERVICES RELOCATION AND EMERGENCY DEPARTMENT EXPANSION
115 DELHI ST. GUELPH, ON, N1E 4J4

Title
PHASE 1 - PLUMBING DETAILS

Copyright Disclaimer

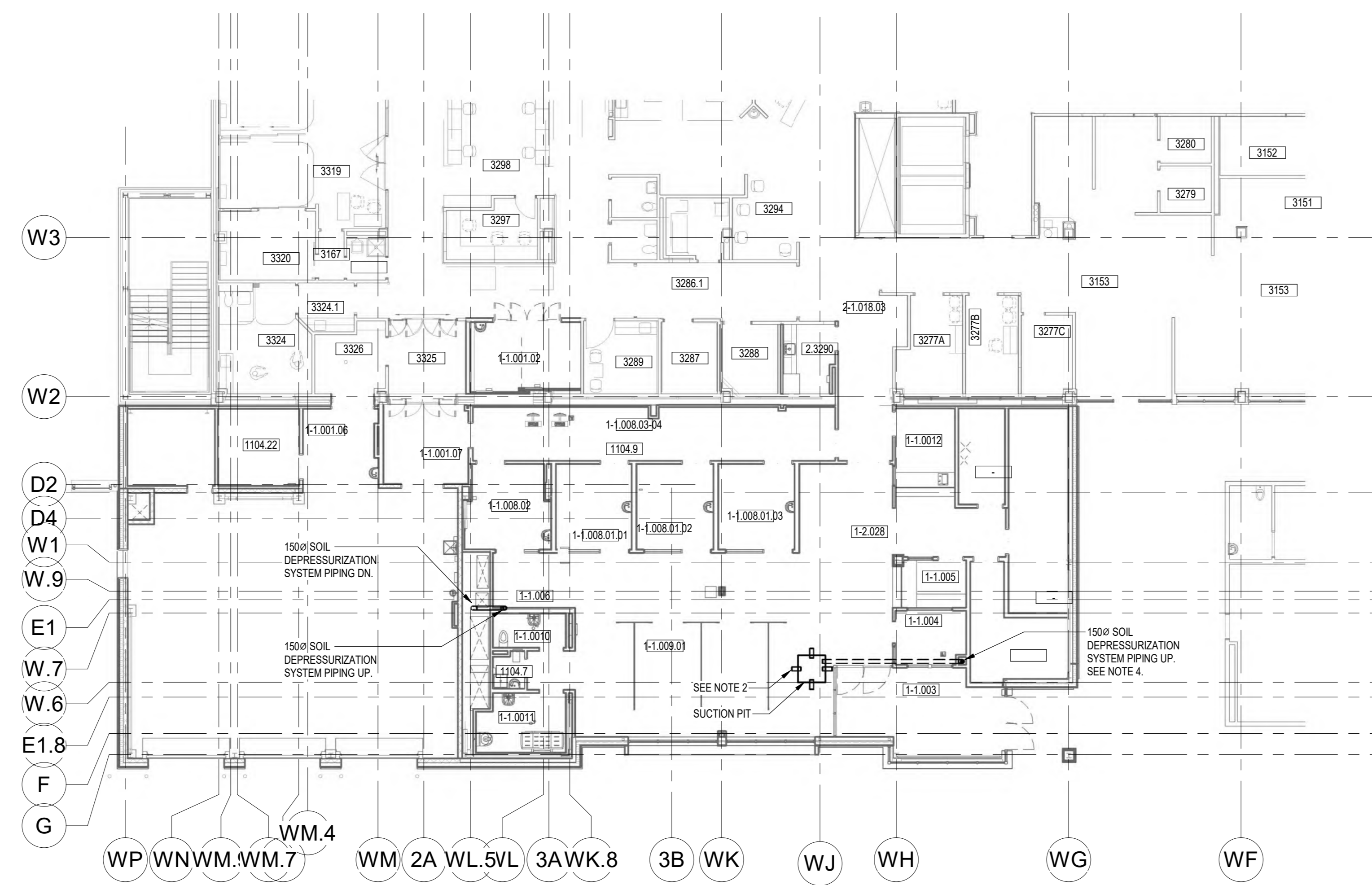
DO NOT SCALE THE DRAWINGS. ALL MEASUREMENTS ARE TO BE CHECKED AND VERIFIED ON SITE BY THE CONTRACTOR. ANY DISCREPANCIES ARE TO BE REPORTED TO THE CONSULTANT BEFORE PROCEEDING WITH THE WORK.
COPYRIGHT © ALL RIGHTS RESERVED. DRAWINGS AND RELATED DOCUMENTS ARE THE COPYRIGHT OF THE CONSULTANT AND MUST BE RETURNED UPON REQUEST OR AT THE COMPLETION OF THE WORK. REPRODUCTION OF THESE DRAWINGS OR RELATED DOCUMENTS IN PART OR IN WHOLE BY ELECTRONIC OR MECHANICAL MEANS IS FORBIDDEN BY LAW WITHOUT THE PRIOR WRITTEN PERMISSION OF THE CONSULTANT.

Key Plan



PHASE 1 - PART LEVEL 2 FLOOR PLAN - SOIL DEPRESSURIZATION SYSTEM
SCALE: 1:150

- NOTES:**
- REFER TO SPECIFICATIONS FOR PIPING MATERIALS.
 - PROVIDE 45MM LONG 150R SOIL DEPRESSURIZATION PIPING ON EACH SIDE OF EACH SUCTION PIT. FOR SOIL GAS ENTRY TO PIT. SUCTION PITS ARE BY GENERAL TRADES. REFER TO ARCHITECTURAL DRAWINGS.
 - COURSE AGGREGATE IS PROVIDED BELOW SLAB BY GENERAL TRADES TO FACILITATE SOIL GAS COLLECTION.
 - PROVIDE 150R SOIL DEPRESSURIZATION PIPING FROM EACH SUCTION PIT TO FUTURE EXHAUST FANS LOCATED AT HIGH LEVEL BELOW THE ROOF IN THE LEVEL 3 CEILING SPACE. SLOPE ALL HORIZONTAL PIPING BY MINIMUM 1% BACK TO PIT.



PHASE 1 - PART LEVEL 3 FLOOR PLAN - SOIL DEPRESSURIZATION SYSTEM
SCALE: 1:150

- NOTES:**
- REFER TO SPECIFICATIONS FOR PIPING MATERIALS.
 - PROVIDE 45MM LONG 150R SOIL DEPRESSURIZATION PIPING ON EACH SIDE OF EACH SUCTION PIT. FOR SOIL GAS ENTRY TO PIT. SUCTION PITS ARE BY GENERAL TRADES. REFER TO ARCHITECTURAL DRAWINGS.
 - COURSE AGGREGATE IS PROVIDED BELOW SLAB BY GENERAL TRADES TO FACILITATE SOIL GAS COLLECTION.
 - PROVIDE 150R SOIL DEPRESSURIZATION PIPING FROM EACH SUCTION PIT TO FUTURE EXHAUST FANS LOCATED AT HIGH LEVEL BELOW THE ROOF IN THE LEVEL 3 CEILING SPACE. SLOPE ALL HORIZONTAL PIPING BY MINIMUM 1% BACK TO PIT.

Issued/Revision	By	App'd	YYYY-MM-DD
10	ISSUED FOR TENDER		2024.06.07
9	ISSUED FOR PRE-TENDER		2024.05.27
7	ISSUED FOR BIDDING PERMIT		2024.03.28

File Name: N/A EDS JHE DBV 2024.06.07
Dwn: Edgn: Chkd: YYYY-MM-DD

Permit/Seal



Client/Project Logo



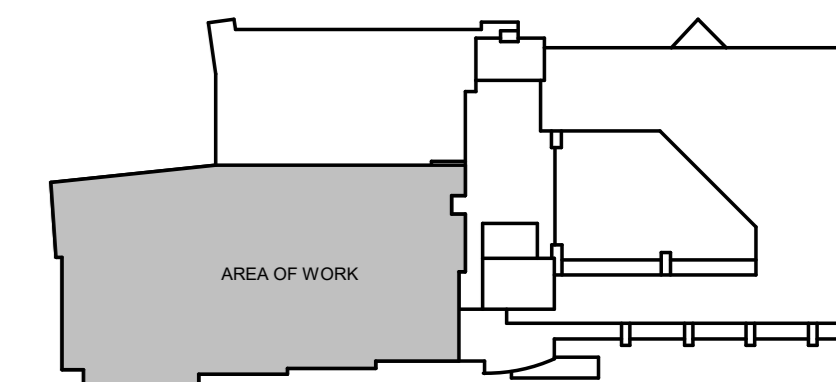
Client/Project
GUELPH GENERAL HOSPITAL
EMERGENCY MENTAL HEALTH AND
ADDITIONS SERVICES RELOCATION AND
EMERGENCY DEPARTMENT EXPANSION
115 DELHI ST. GUELPH, ON, N1E 4J4

Title
PHASE 1 - LEVEL 2 AND LEVEL 3 FLOOR
PLANS - SOIL DEPRESSURIZATION SYSTEM

Copyright Disclaimer

DO NOT SCALE THE DRAWINGS. ALL MEASUREMENTS ARE TO BE CHECKED AND VERIFIED ON SITE BY THE CONTRACTOR. ANY DISCREPANCIES ARE TO BE REPORTED TO THE CONSULTANT BEFORE PROCEEDING WITH THE WORK.
COPYRIGHT © ALL RIGHTS RESERVED. DRAWINGS AND RELATED DOCUMENTS ARE THE COPYRIGHT OF THE CONSULTANT AND MUST BE RETURNED UPON REQUEST OR AT THE COMPLETION OF THE WORK. REPRODUCTION OF THESE DRAWINGS OR RELATED DOCUMENTS IN PART OR IN WHOLE BY ELECTRONIC OR MECHANICAL MEANS IS FORBIDDEN BY LAW WITHOUT THE PRIOR WRITTEN PERMISSION OF THE CONSULTANT.

Key Plan



KEY PLAN
NTS



PHASE 1 - PART LEVEL 1 FLOOR PLAN - FIRE PROTECTION
SCALE: 1 : 100
NOTES:
1. PROVIDE A WET PIPE SPRINKLER SYSTEM TO NFPA 13 TO COMPLETELY PROTECT ALL AREAS OF THE BUILDING AS SHOWN.
2. SPRINKLER IN STAIRS AND SHAFTS NOT SHOWN. PROVIDE COVERAGE IN ACCORDANCE WITH NFPA 13 AND OBC.

10	ISSUED FOR TENDER		2024.06.07
9	ISSUED FOR PRE-RENDER		2024.05.27
7	ISSUED FOR BUILDING PERMIT		2024.03.28
6	ISSUED FOR STAGE 1.1 SUBMISSION		2024.03.23
5	ISSUED FOR COSTING AND GSH REVIEW		2023.12.21
4	ISSUED FOR 42% CONSTRUCTION DOCUMENTS		2023.10.26
3	ISSUED FOR ARCHITECTURE SUBMISSION	CAB	2023.06.09
2	ISSUED FOR 30% COSTING AND CLIENT REVIEW	CAB	2023.03.29
1	ISSUED FOR 10% SCHEMATIC DESIGN	CAB	2023.11.09

Issued/Revision By App'd YYYY.MM.DD
File Name: N/A EDS JHE DBV 2024.06.07
Dwn Dgns Chks YYYY.MM.DD



Client/Project
GUELPH GENERAL HOSPITAL
EMERGENCY MENTAL HEALTH AND ADDICTIONS SERVICES RELOCATION AND EMERGENCY DEPARTMENT EXPANSION
115 DELHI ST, GUELPH, ON, N1E 4J4

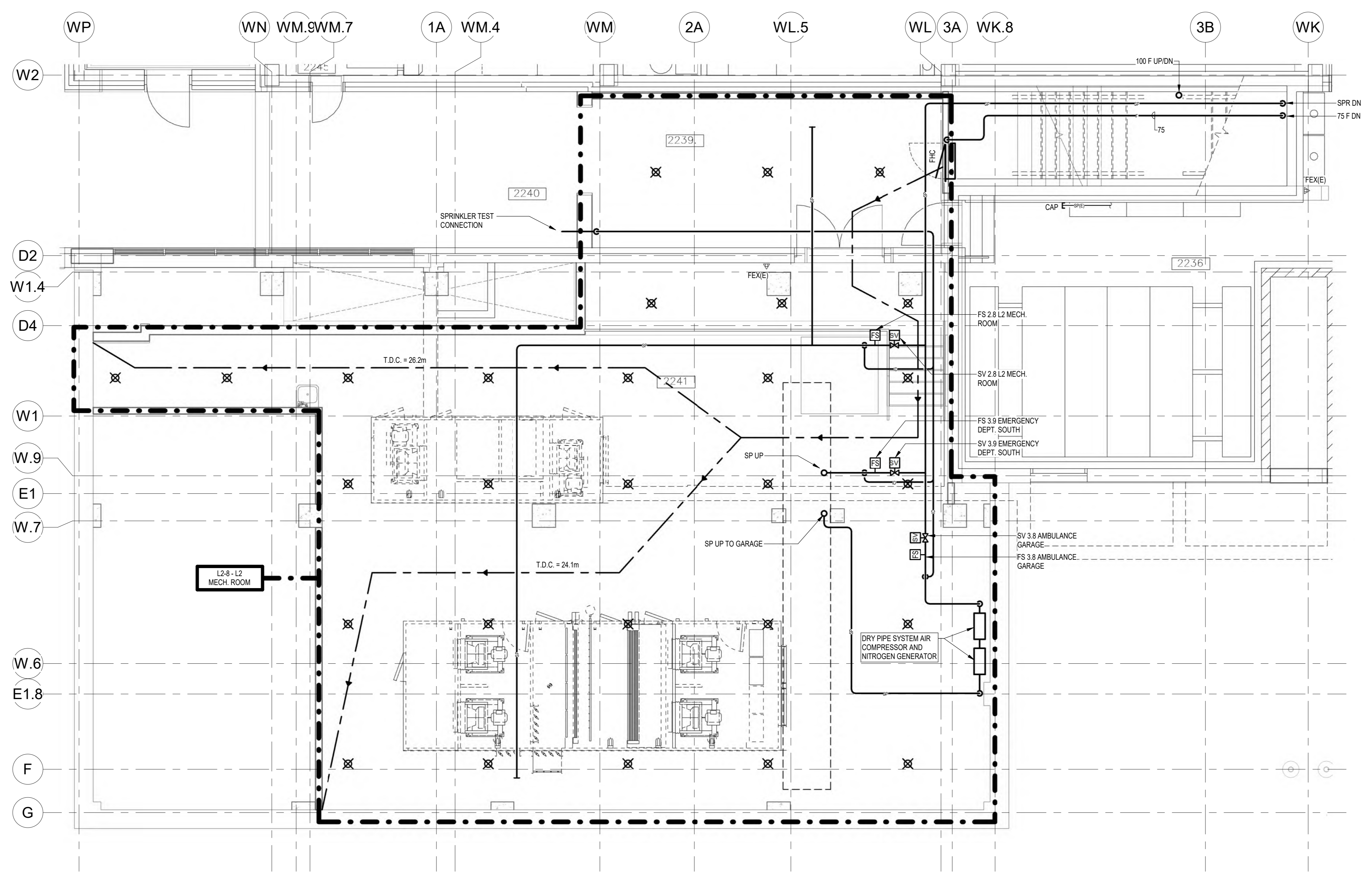
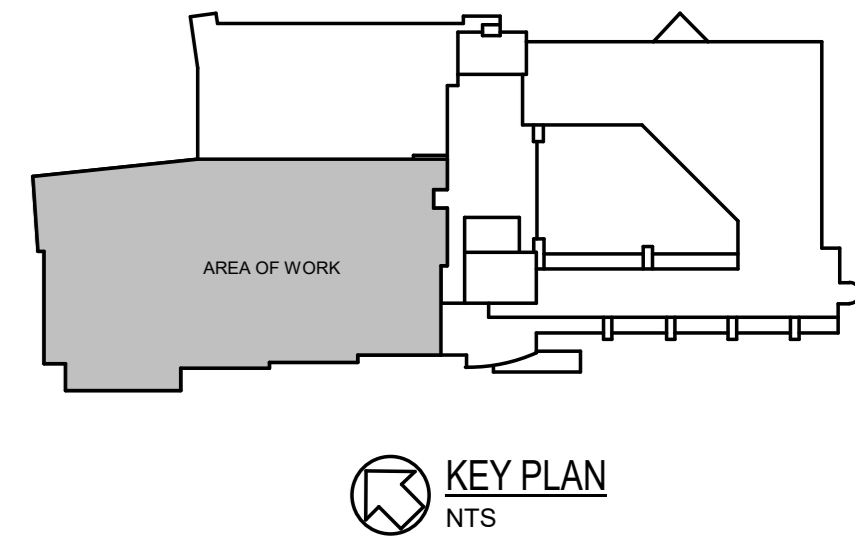
Title
PHASE 1 - PART LEVEL 1 FLOOR PLAN - FIRE PROTECTION

Project No. 9609 Scale 1 : 100
Revision Drawing No. M301

Copyright Disclaimer

DO NOT SCALE THE DRAWINGS. ALL MEASUREMENTS ARE TO BE CHECKED AND VERIFIED ON SITE BY THE CONTRACTOR. ANY DISCREPANCIES ARE TO BE REPORTED TO THE CONSULTANT BEFORE PROCEEDING WITH THE WORK.
COPYRIGHT © ALL RIGHTS RESERVED. DRAWINGS AND RELATED DOCUMENTS ARE THE COPYRIGHT OF THE CONSULTANT AND MUST BE RETURNED UPON REQUEST OR AT THE COMPLETION OF THE WORK. REPRODUCTION OF THESE DRAWINGS OR RELATED DOCUMENTS IN PART OR IN WHOLE BY ELECTRONIC OR MECHANICAL MEANS IS FORBIDDEN BY LAW WITHOUT THE PRIOR WRITTEN PERMISSION OF THE CONSULTANT.

Key Plan

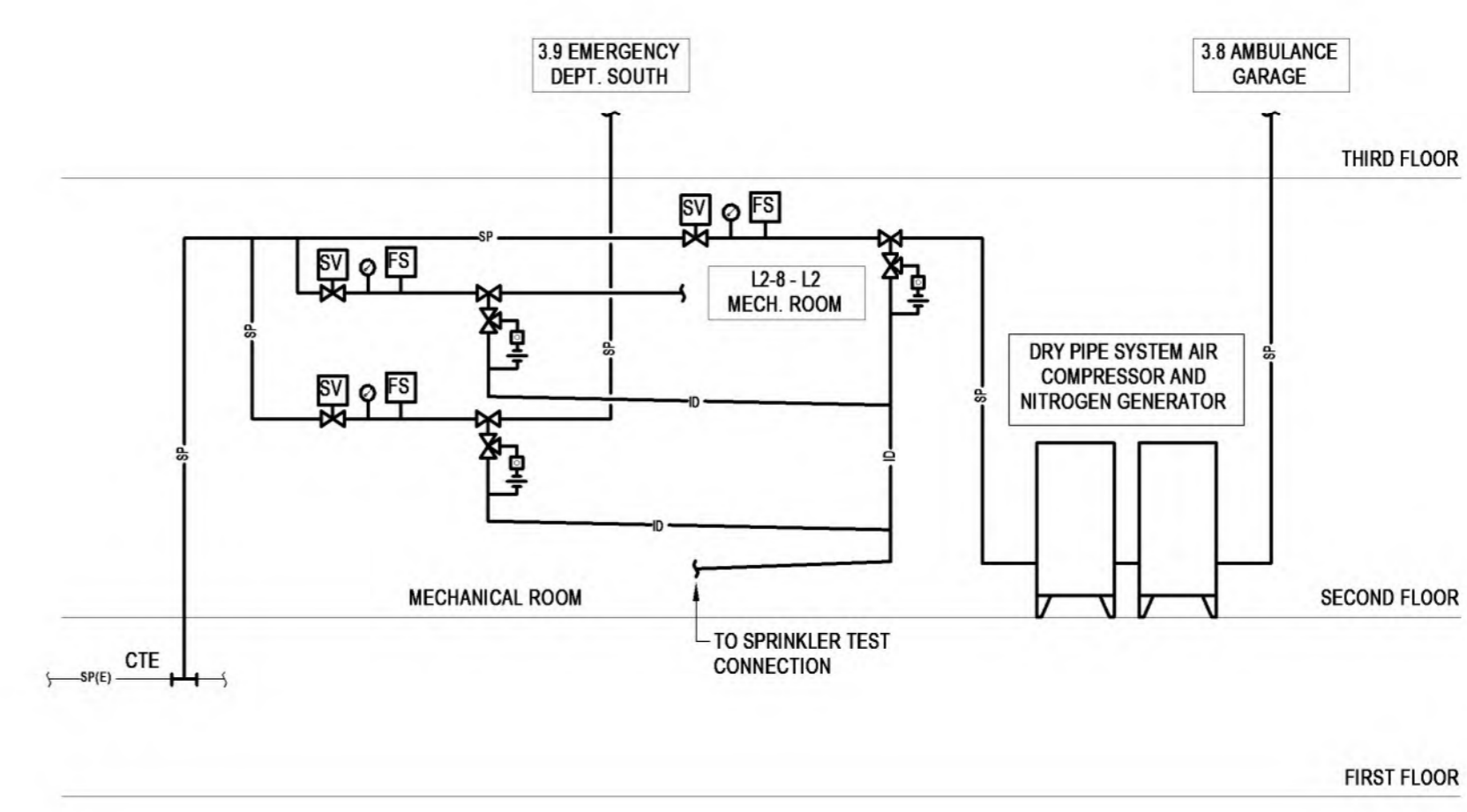


LEVEL 2 MECHANICAL ROOM - FIRE PROTECTION

SCALE 1:50

NOTES

1. PROVIDE A WET PIPE SPRINKLER SYSTEM TO NFPA 13 TO COMPLETELY PROTECT ALL AREAS OF THE BUILDING AS SHOWN.
2. SPRINKLER IN STAIRS AND SHAFTS NOT SHOWN. PROVIDE COVERAGE IN ACCORDANCE WITH NFPA 13 AND OBC.
3. USE HIGH TEMPERATURE HEADS IN MECHANICAL, ELECTRICAL AND IT ROOMS. PROVIDE COVERAGE IN ACCORDANCE WITH NFPA 13 AND OBC.
4. PROVIDE SPRINKLER COVERAGE ABOVE AND BELOW 1200mm AND WIDER DUCTWORK. REFER TO AIR DISTRIBUTION DRAWINGS.



FIRE PROTECTION SCHEMATIC

SCALE N.T.S.

Issued/Revision	By	App'd	YYYY.MM.DD
10	ISSUED FOR TENDER		2024.06.07
9	ISSUED FOR PERMITS		2024.05.27
8	ISSUED AS PER BUILDING PERMIT COMMENTS		2024.05.13
7	ISSUED FOR BUILDING PERMIT		2024.03.08
6	ISSUED FOR STAGE 2.3 MACH SUBMISSION		2024.02.23
5	ISSUED FOR COORDING AND GGN REVIEW		2023.12.21

File Name:	EDS	JHE	DRY	2024.06.07
Drawn:	Edgn:	Chkd:	YYYY.MM.DD	

Permit/Seal



Client/Project Logo



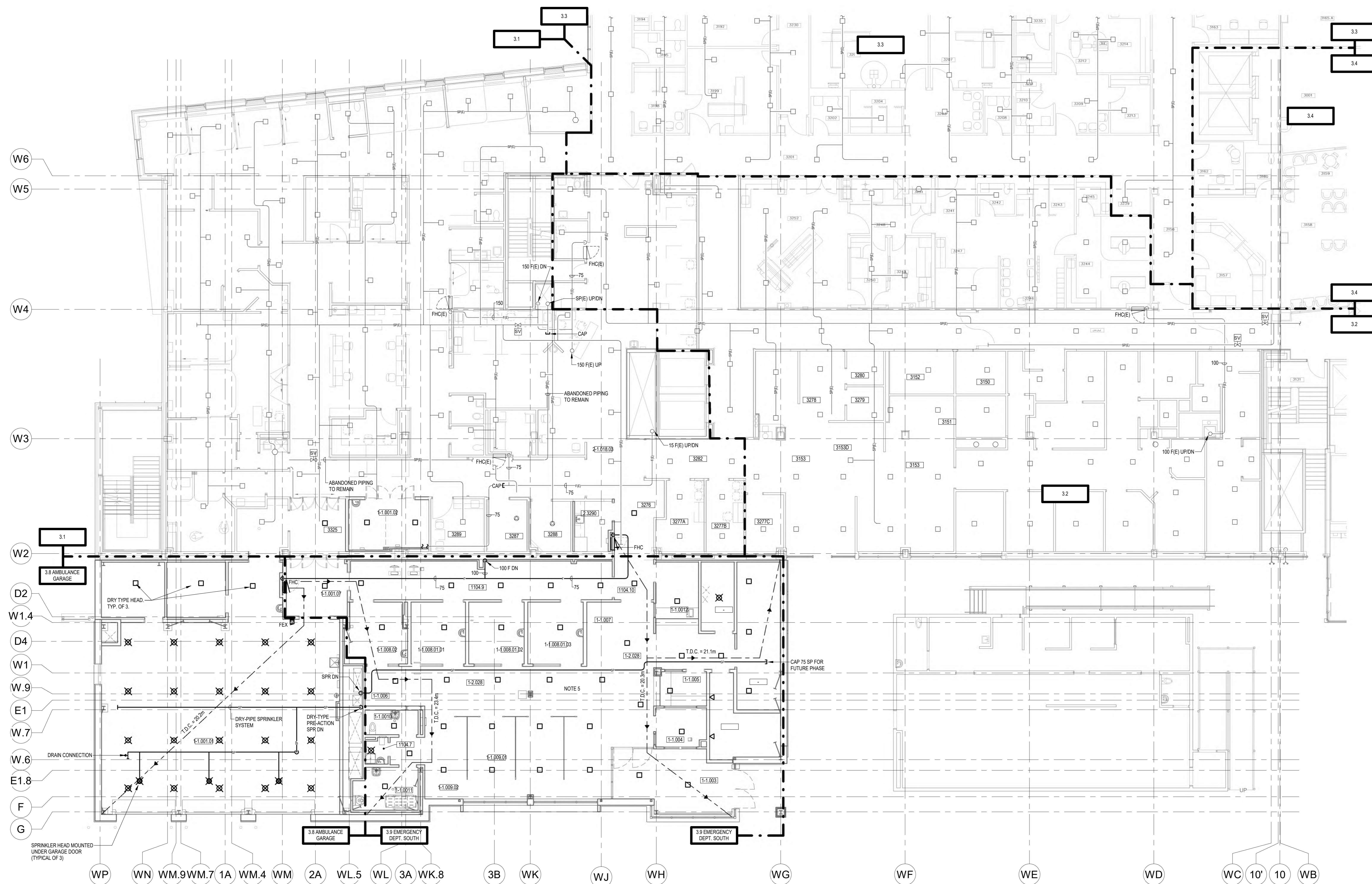
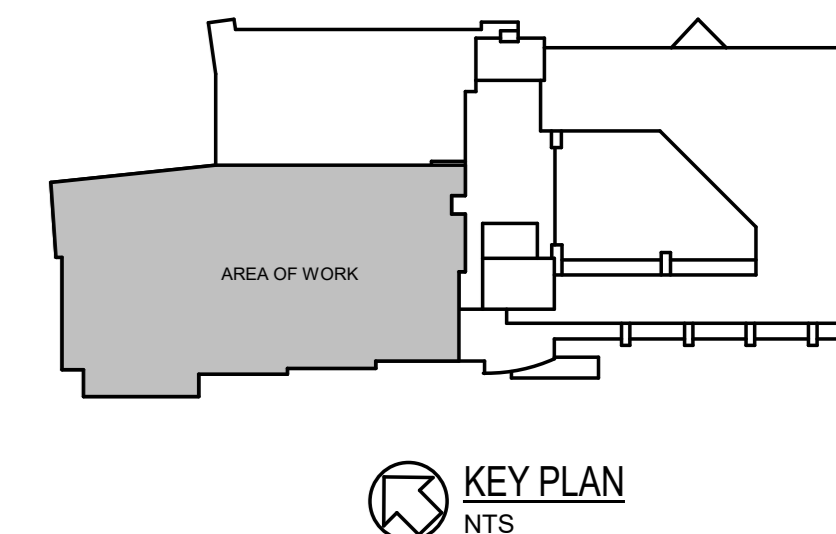
Client/Project
GUELPH GENERAL HOSPITAL
EMERGENCY MENTAL HEALTH AND ADDICTIONS SERVICES RELOCATION AND EMERGENCY DEPARTMENT EXPANSION
115 DELHI ST. GUELPH, ON, N1E 4J4

Title
PHASE 1 - LEVEL 2 MECHANICAL ROOM - FIRE PROTECTION

Copyright Disclaimer

DO NOT SCALE THE DRAWINGS. ALL MEASUREMENTS ARE TO BE CHECKED AND VERIFIED ON SITE BY THE CONTRACTOR. ANY DISCREPANCIES ARE TO BE REPORTED TO THE CONSULTANT BEFORE PROCEEDING WITH THE WORK.
COPYRIGHT © ALL RIGHTS RESERVED. DRAWINGS AND RELATED DOCUMENTS ARE THE COPYRIGHT OF THE CONSULTANT AND MUST BE RETURNED UPON REQUEST OR AT THE COMPLETION OF THE WORK. REPRODUCTION OF THESE DRAWINGS OR RELATED DOCUMENTS IN PART OR IN WHOLE BY ELECTRONIC OR MECHANICAL MEANS IS FORBIDDEN BY LAW WITHOUT THE PRIOR WRITTEN PERMISSION OF THE CONSULTANT.

Key Plan



PHASE 1 - PART LEVEL 3 FLOOR PLAN - FIRE PROTECTION

SCALE: 1:100

NOTES:

1. PROVIDE A SPRINKLER SYSTEM TO NFPA 13 TO COMPLETELY PROTECT ALL AREAS OF THE BUILDING AS SHOWN.
2. SPRINKLER IN STAIRS AND SHAFTS NOT SHOWN. PROVIDE COVERAGE IN ACCORDANCE WITH NFPA 13 AND OBC.
3. USE HIGH TEMPERATURE HEADS IN MECHANICAL, ELECTRICAL AND IT ROOMS. PROVIDE COVERAGE IN ACCORDANCE WITH NFPA 13 AND OBC.
4. PROVIDE SPRINKLER COVERAGE ABOVE AND BELOW 1200mm AND WIDER DUCTWORK.
5. PROVIDE SPRINKLER COVERAGE BOTH ABOVE AND BELOW NON-CONTINUOUS CEILING.

10	ISSUED FOR TENDER	2024.04.07
9	ISSUED FOR PRE-TENDER	2024.05.27
7	ISSUED FOR BUILDING PERMIT	2024.03.28
6	ISSUED FOR STAGE 1.1 SUBMISSION	2024.03.23
5	ISSUED FOR COSTING AND GSH REVIEW	2023.12.21
4	ISSUED FOR 42% CONSTRUCTION DOCUMENTS	2023.12.26
3	ISSUED FOR 40% SUBMISSION	C48 C48 2023.06.09
2	ISSUED FOR 30% COSTING AND CLIENT REVIEW	C48 C48 2023.03.29
1	ISSUED FOR 10% SCHEMATIC DESIGN	C48 C48 2022.11.09

Issued/Revision	By	App'd	YYYY.MM.DD
File Name: N/A	EDS	JHE	DRY
	Dwn	Dgn	CHKD
			YYYY.MM.DD

Permit/Seal



Client/Project Logo



Client/Project
CUVELPH GENERAL HOSPITAL
EMERGENCY MENTAL HEALTH AND ADDICTIONS SERVICES RELOCATION AND EMERGENCY DEPARTMENT EXPANSION
115 DELHI ST, GUELPH, ON, N1E 4J4

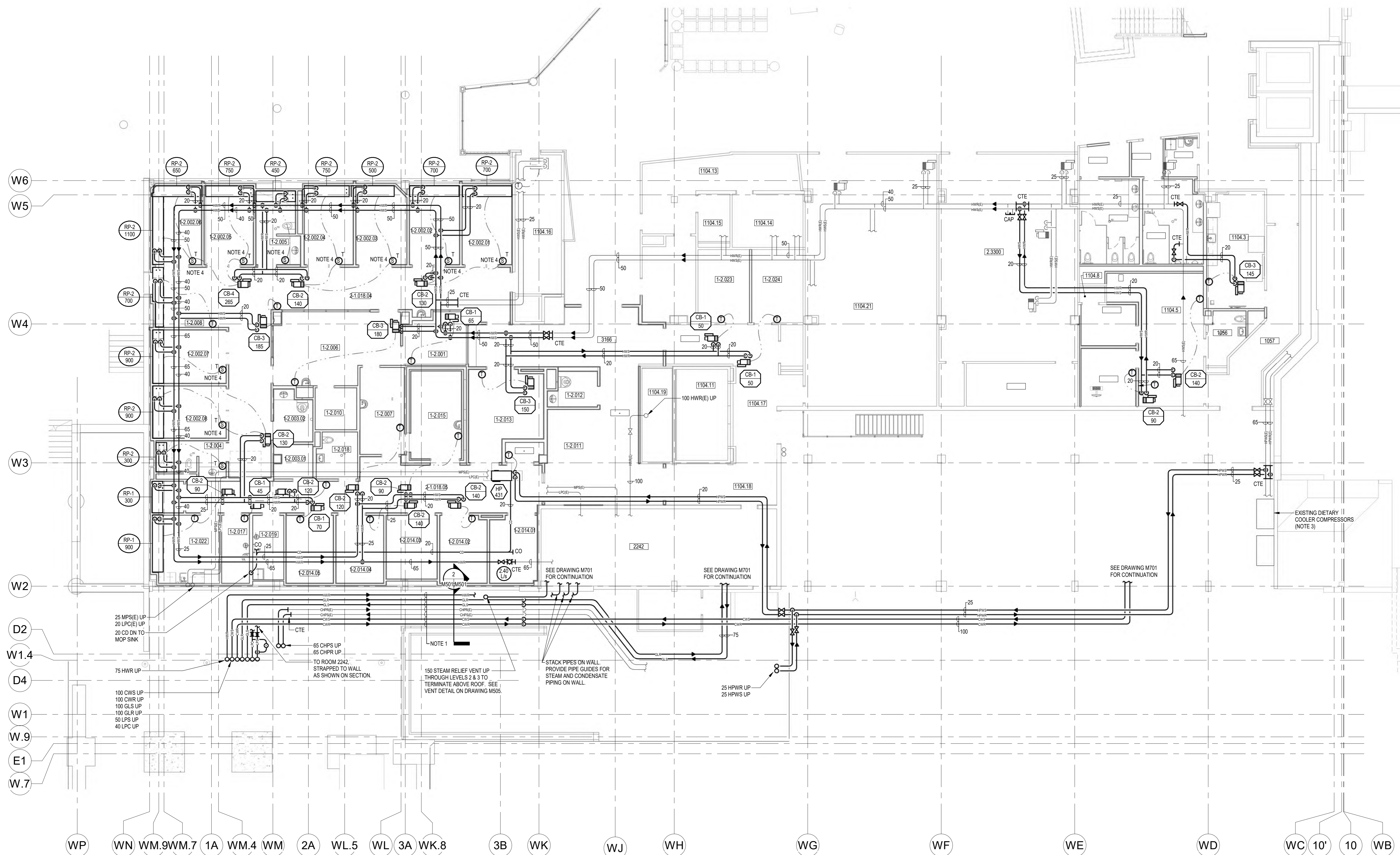
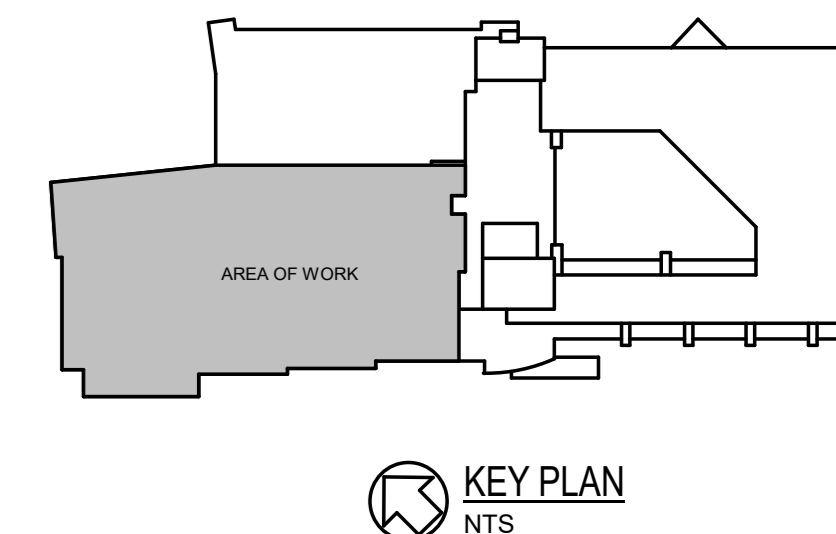
Title
PHASE 1 - PART LEVEL 3 FLOOR PLAN - FIRE PROTECTION

Project No.	9609	Scale	1:100
Revision		Drawing No.	M303

Copyright Disclaimer

DO NOT SCALE THE DRAWINGS. ALL MEASUREMENTS ARE TO BE CHECKED AND VERIFIED ON SITE BY THE CONTRACTOR. ANY DISCREPANCIES ARE TO BE REPORTED TO THE CONSULTANT BEFORE PROCEEDING WITH THE WORK.
COPYRIGHT © ALL RIGHTS RESERVED. DRAWINGS AND RELATED DOCUMENTS ARE THE COPYRIGHT OF THE CONSULTANT AND MUST BE RETURNED UPON REQUEST OR AT THE COMPLETION OF THE WORK. REPRODUCTION OF THESE DRAWINGS OR RELATED DOCUMENTS IN PART OR IN WHOLE BY ELECTRONIC OR MECHANICAL MEANS IS FORBIDDEN BY LAW WITHOUT THE PRIOR WRITTEN PERMISSION OF THE CONSULTANT.

Key Plan

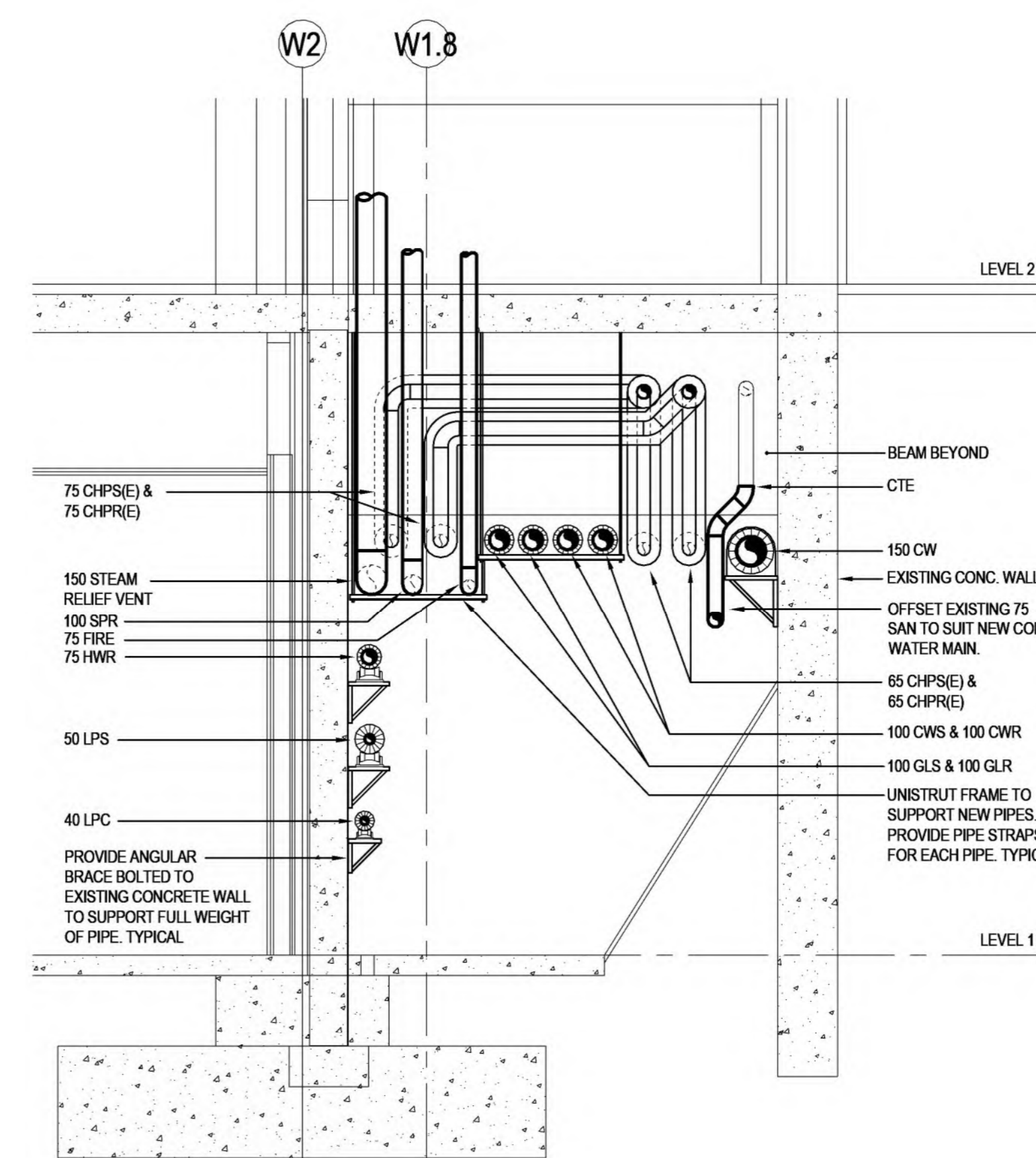


PHASE 1 - PART LEVEL 1 FLOOR PLAN - HEATING

SCALE: 1:100

NOTES:

1. PIPING IS TO RUN IN EXISTING SERVICE SPACE AND MAXIMIZE HEADROOM. REFER TO SECTION ON THIS DRAWING.
2. MINIMUM HEATING PIPE SIZE TO BE 20mm UNLESS NOTED OTHERWISE.
3. TEMPORARILY PROVIDE DOMESTIC WATER BACK-UP COOLING FOR DIETARY COOLER COMPRESSORS DURING SYSTEM SHUTDOWN FOR CONNECTION TO EXISTING HPWS & HPWR PIPING.
4. PROVIDE SPACE TEMPERATURE SENSOR IN RETURN DUCT IN LIEU OF SENSOR FOR MENTAL HEALTH PATIENT ROOMS.
5. REFER TO REHEAT COIL AND HEAT PUMP, ETC. INSTALLATION DETAILS ON DRAWING M504.



SECTION
SCALE: 1:25
M501/M501

Issue/Revision	By	App'd	YYYY-MM-DD
10	ISSUED FOR TENDER		2024.06.07
9	ISSUED FOR PRE-TENDER		2024.05.27
7	ISSUED FOR BUILDING PERMIT		2024.03.28
6	ISSUED FOR STAGE 1.1 SUBMISSION		2024.03.23
5	ISSUED FOR COSTING AND GSH REVIEW		2023.12.21
4	ISSUED FOR RPS CONSTRUCTION DOCUMENTS		2023.10.26
3	ISSUED FOR ARCHITECTURE 1.2 SUBMISSION	CAB	2023.09.09
2	ISSUED FOR 3D COSTING AND CLIENT REVIEW	CAB	2023.03.29
1	ISSUED FOR RPS SCHEMATIC DESIGN	CAB	2023.11.09

File Name: N/A EDS JHE DBV 2024.06.07
Dwn: Dgn: Chtk: YYYY-MM-DD

Permit/Seal



Client/Project Logo



Client/Project
GUELPH GENERAL HOSPITAL
EMERGENCY MENTAL HEALTH AND
ADDICTIONS SERVICES RELOCATION AND
EMERGENCY DEPARTMENT EXPANSION
115 DELHI ST. GUELPH, ON, N1E 4J4

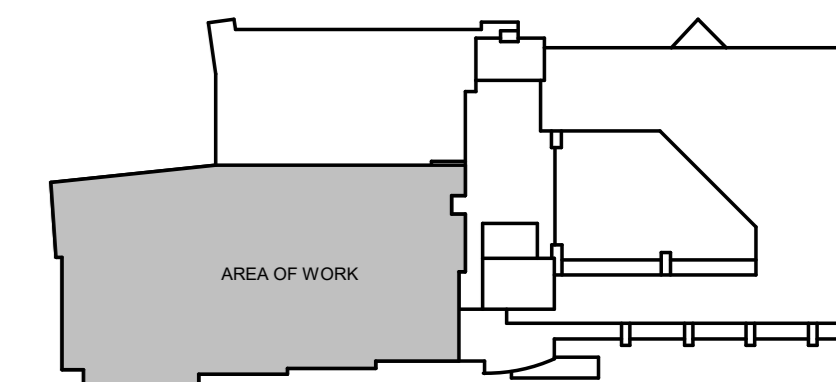
Title
PHASE 1 - PART LEVEL 1 FLOOR PLAN - HEATING

Project No. 9609 Scale As Indicated
Revision Drawing No. **M501**

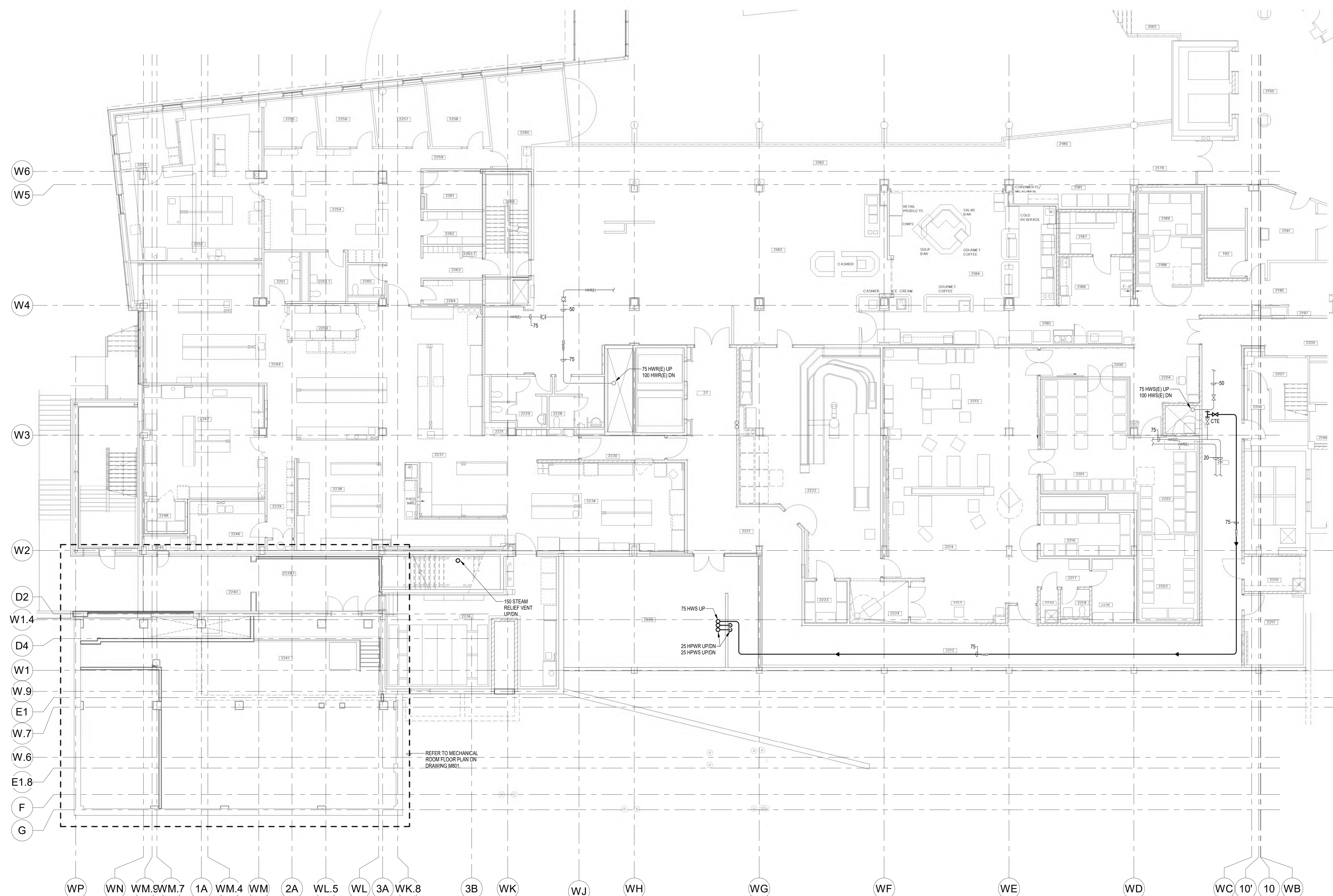
Copyright Disclaimer

DO NOT SCALE THE DRAWINGS. ALL MEASUREMENTS ARE TO BE CHECKED AND VERIFIED ON SITE BY THE CONTRACTOR. ANY DISCREPANCIES ARE TO BE REPORTED TO THE CONSULTANT BEFORE PROCEEDING WITH THE WORK.
COPYRIGHT © ALL RIGHTS RESERVED. DRAWINGS AND RELATED DOCUMENTS ARE THE COPYRIGHT OF THE CONSULTANT AND MUST BE RETURNED UPON REQUEST OR AT THE COMPLETION OF THE WORK. REPRODUCTION OF THESE DRAWINGS OR RELATED DOCUMENTS IN PART OR IN WHOLE BY ELECTRONIC OR MECHANICAL MEANS IS FORBIDDEN BY LAW WITHOUT THE PRIOR WRITTEN PERMISSION OF THE CONSULTANT.

Key Plan



KEY PLAN
NTS



PHASE 1 - PART LEVEL 2 FLOOR PLAN - HEATING

SCALE: 1:100

NOTES:

- MINIMUM HEATING PIPE SIZE TO BE 20mm UNLESS NOTED OTHERWISE.

10	ISSUED FOR TENDER	2024.04.07
9	ISSUED FOR PRE-TENDER	2024.05.27
7	ISSUED FOR BUILDING PERMIT	2024.03.28
6	ISSUED FOR STAGE 1.1 HIGH SUBMISSION	2024.03.23
5	ISSUED FOR COSTING AND GCH REVIEW	2023.12.21
4	ISSUED FOR 42% CONSTRUCTION DOCUMENTS	2023.10.26
3	ISSUED FOR 40% DESIGN SUBMISSION	2023.06.09
2	ISSUED FOR 30% COSTING AND CLIENT REVIEW	C48 C48 2023.03.29
1	ISSUED FOR 10% SCHEMATIC DESIGN	C48 C48 2023.11.02

Issued/Revision By App'd YYYY.MM.DD

File Name: N/A EDS JHE DBV 2024.06.07
Dwn: Edgn: Chkd: YYYY.MM.DD

Permit/Seal



Client/Project Logo



Client/Project
GUELPH GENERAL HOSPITAL
EMERGENCY MENTAL HEALTH AND
ADDICTIONS SERVICES RELOCATION AND
EMERGENCY DEPARTMENT EXPANSION
115 DELHI ST. GUELPH, ON, N1E 4J4

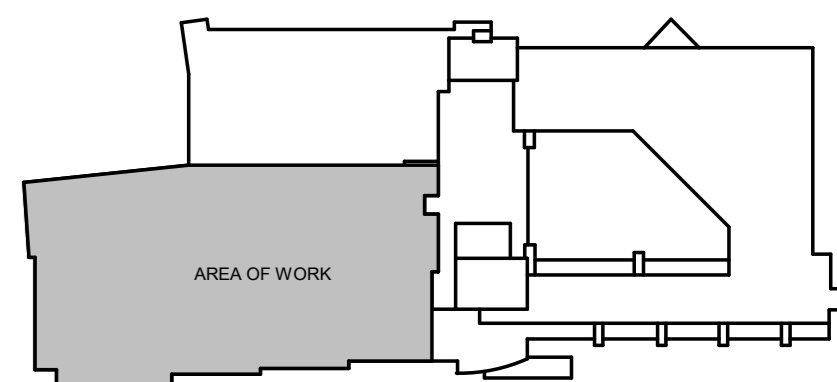
Title
PHASE 1 - PART LEVEL 2 FLOOR PLAN -
HEATING

Project No. 9609 Scale 1:100
Revision Drawing No. M502

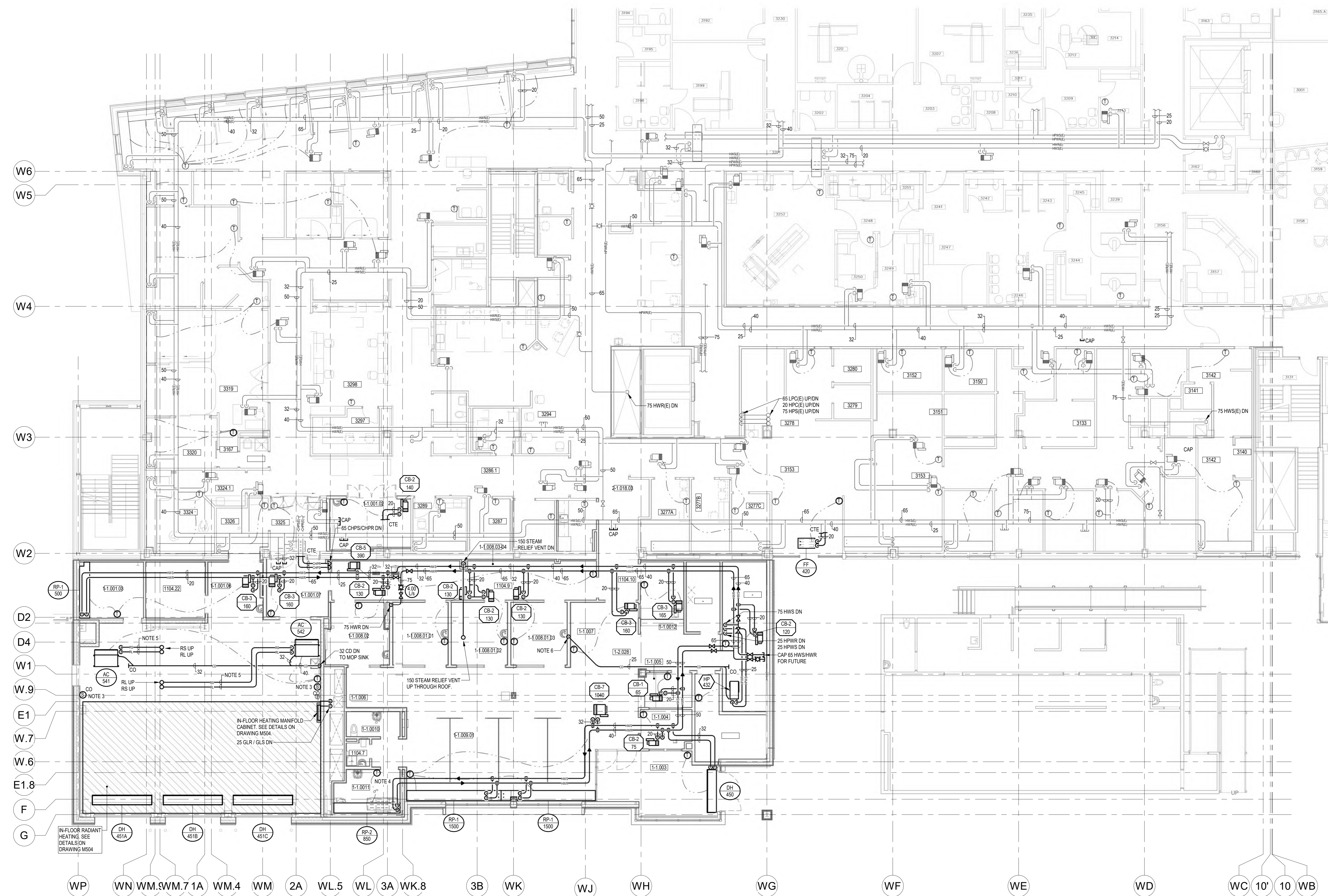
Copyright Disclaimer

DO NOT SCALE THE DRAWINGS. ALL MEASUREMENTS ARE TO BE CHECKED AND VERIFIED ON SITE BY THE CONTRACTOR. ANY DISCREPANCIES ARE TO BE REPORTED TO THE CONSULTANT BEFORE PROCEEDING WITH THE WORK.
COPYRIGHT © ALL RIGHTS RESERVED. DRAWINGS AND RELATED DOCUMENTS ARE THE COPYRIGHT OF THE CONSULTANT AND MUST BE RETURNED UPON REQUEST OR AT THE COMPLETION OF THE WORK. REPRODUCTION OF THESE DRAWINGS OR RELATED DOCUMENTS IN PART OR IN WHOLE BY ELECTRONIC OR MECHANICAL MEANS IS FORBIDDEN BY LAW WITHOUT THE PRIOR WRITTEN PERMISSION OF THE CONSULTANT.

Key Plan



KEY PLAN
NTS



PHASE 1 - PART LEVEL 3 FLOOR PLAN - HEATING
SCALE: 1:100

- NOTES:
- MINIMUM HEATING PIPE SIZE TO BE 20mm UNLESS NOTED OTHERWISE.
 - SIZE HEAT PUMP SPLIT SYSTEM REFRIGERANT PIPING AS PER MANUFACTURER'S RECOMMENDATIONS.
 - INTERLOCK GARAGE EXHAUST FAN EF-33 WITH CO MONITORING SYSTEM REFER TO SPECIFICATIONS.
 - PROVIDE TEMPERATURE SENSOR IN RETURN DUCTWORK IN LIEU OF ROOM TEMPERATURE SENSOR.
 - REFRIGERATION PIPING TO BE SIZED BY REFRIGERATION CONTRACTOR.
 - 25 CD DN. EXTEND 40 SANITARY BRANCH UP THROUGH WALL AND CONNECT CONDENSATE DIRECTLY TO SANITARY BRANCH ABOVE CEILING. SEE DETAIL ON DRAWING M505.

Issued/Revision	By	App'd	YYYY.MM.DD
10	ISSUED FOR TENDER		2024.06.07
9	ISSUED FOR PRE-RENDER		2024.05.27
7	ISSUED FOR BUILDING PERMIT		2024.03.28
6	ISSUED FOR STAGE 1.1 HIGH SUBMISSION		2024.03.23
5	ISSUED FOR COSTING AND GSH REVIEW		2023.12.21
4	ISSUED FOR 20% CONSTRUCTION DOCUMENTS		2023.10.26
3	ISSUED FOR 10% SUBMISSION	CAB	2023.06.09
2	ISSUED FOR 30% COSTING AND CLIENT REVIEW	CAB	2023.03.29
1	ISSUED FOR 10% SCHEMATIC DESIGN	CAB	2022.11.02

File Name: N/A EDS JHE DBV 2024.06.07
Dwn: Dgn: Clnk: YYYY.MM.DD



Client/Project Logo
GUELPH GENERAL HOSPITAL
EMERGENCY MENTAL HEALTH AND ADDITIONS SERVICES RELOCATION AND EMERGENCY SERVICES DEPARTMENT EXPANSION
115 DELHI ST, GUELPH, ON, N1E 4J4

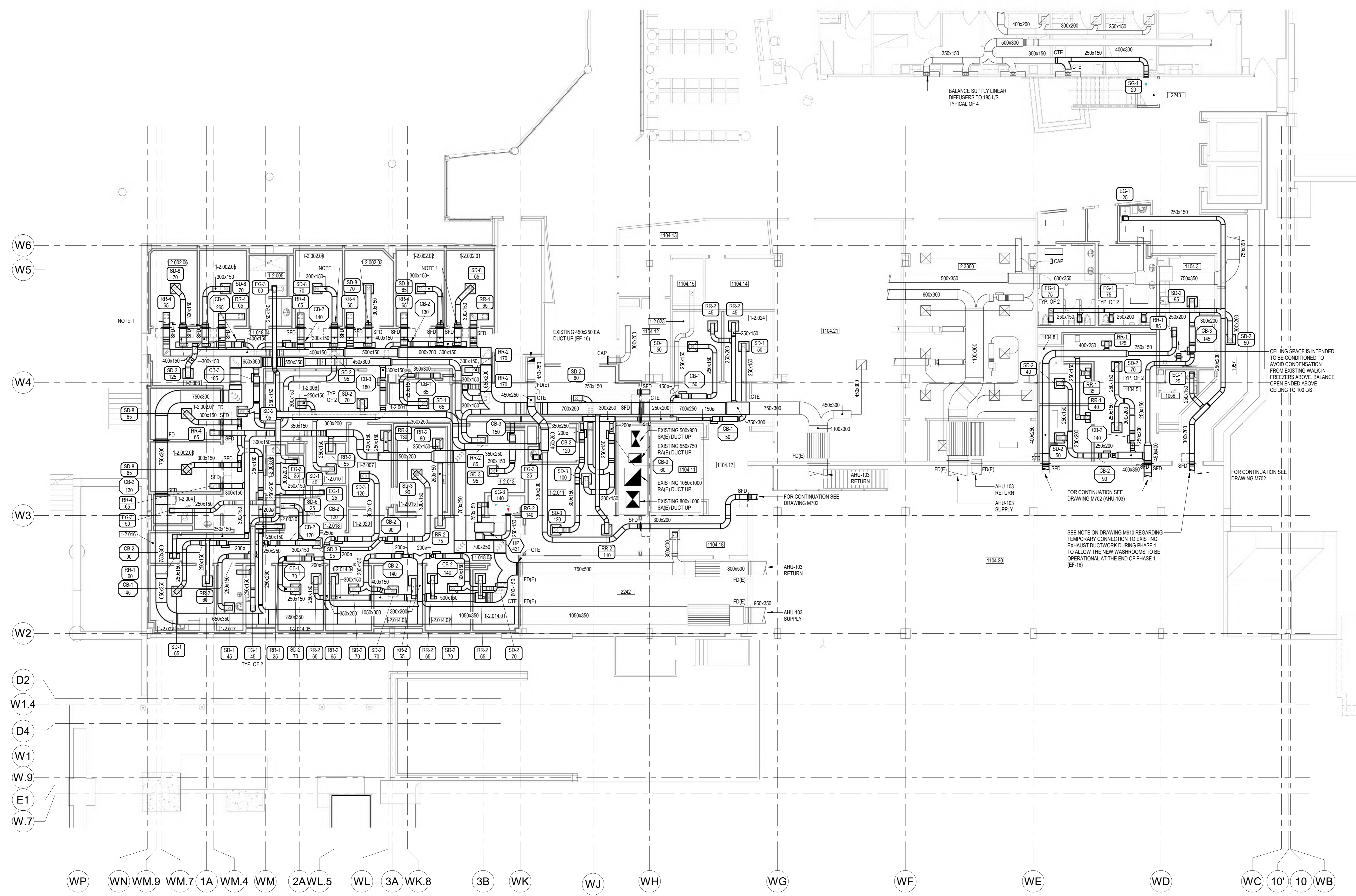
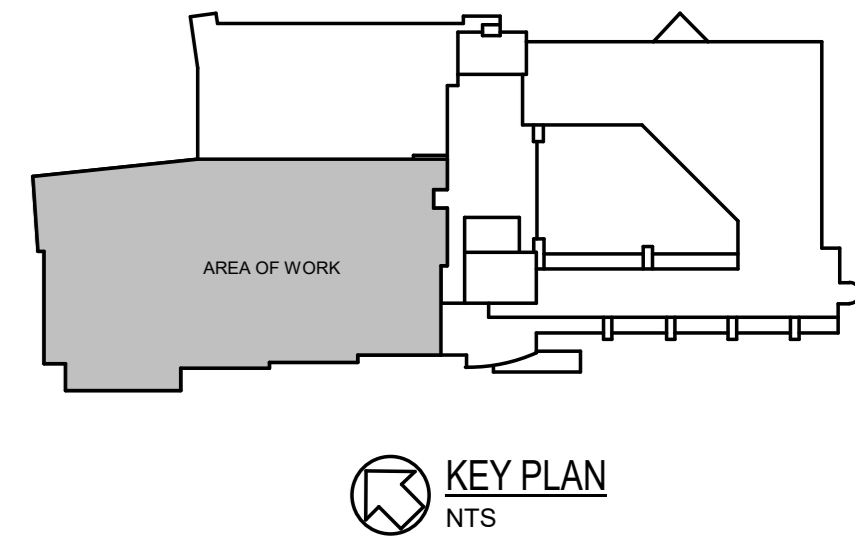
Title
PHASE 1 - PART LEVEL 3 FLOOR PLAN - HEATING

Project No. 9609 Scale 1:100
Revision Drawing No. M503
10

Copyright Disclaimer

DO NOT SCALE THE DRAWINGS. ALL MEASUREMENTS ARE TO BE CHECKED AND VERIFIED ON SITE BY THE CONTRACTOR. ANY DISCREPANCIES ARE TO BE REPORTED TO THE CONSULTANT BEFORE PROCEEDING WITH THE WORK.
COPYRIGHT © ALL RIGHTS RESERVED. DRAWINGS AND RELATED DOCUMENTS ARE THE PROPERTY OF THE CONSULTANT AND MUST BE RETURNED UPON REQUEST OR AT THE COMPLETION OF THE WORK. REPRODUCTION OF THESE DRAWINGS OR RELATED DOCUMENTS IN PART OR IN WHOLE BY ELECTRONIC OR MECHANICAL MEANS IS FORBIDDEN BY LAW WITHOUT THE PRIOR WRITTEN PERMISSION OF THE CONSULTANT.

Key Plan



PHASE 1 - PART LEVEL 1 FLOOR PLAN - AIR DISTRIBUTION
SCALE: 1:100

- NOTES:**
- ACCESS TO SMOKE FIRE DAMPER MUST BE FROM THE CORRIDOR CEILING SPACE. A SEPARATE SMOKE DAMPER AND FIRE DAMPER INSTALLATION WILL BE REQUIRED FOR THESE DUCTS. SEE DETAILS ON DRAWING M600.

Issued/Revision	By	App'd	YYYY.MM.DD
10	ISSUED FOR TENDER		2024.04.07
9	ISSUED FOR PRE-TENDER		2024.05.27
7	ISSUED FOR BUILDING PERMIT		2024.03.28
6	ISSUED FOR STAGE 1.1 HIGH SUBMISSION		2024.03.23
5	ISSUED FOR COSTING AND GSH REVIEW		2023.12.21
4	ISSUED FOR 425 CONSTRUCTION DOCUMENTS		2023.12.26
3	ISSUED FOR ARCHITECTURE 1.2 SUBMISSION	CAB	2023.06.09
2	ISSUED FOR 3D0 COSTING AND CLIENT REVIEW	CAB	2023.03.29
1	ISSUED FOR 3D0 SCHEMATIC DESIGN	CAB	2023.11.09

File Name: N/A EDS JHE DBV 2024.06.07
Dwn Dgns Chks YYYY.MM.DD

Permit/Seal



Client/Project Logo



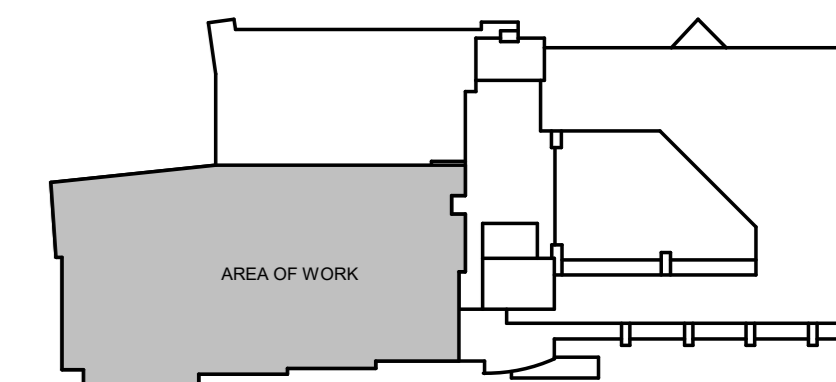
Client/Project
GUELPH GENERAL HOSPITAL
EMERGENCY MENTAL HEALTH AND
ADDICTIONS SERVICES RELOCATION AND
EMERGENCY DEPARTMENT EXPANSION
115 DELHI ST, GUELPH, ON, N1E 4J4

Title
**PHASE 1 - PART LEVEL 1 FLOOR PLAN -
AIR DISTRIBUTION**

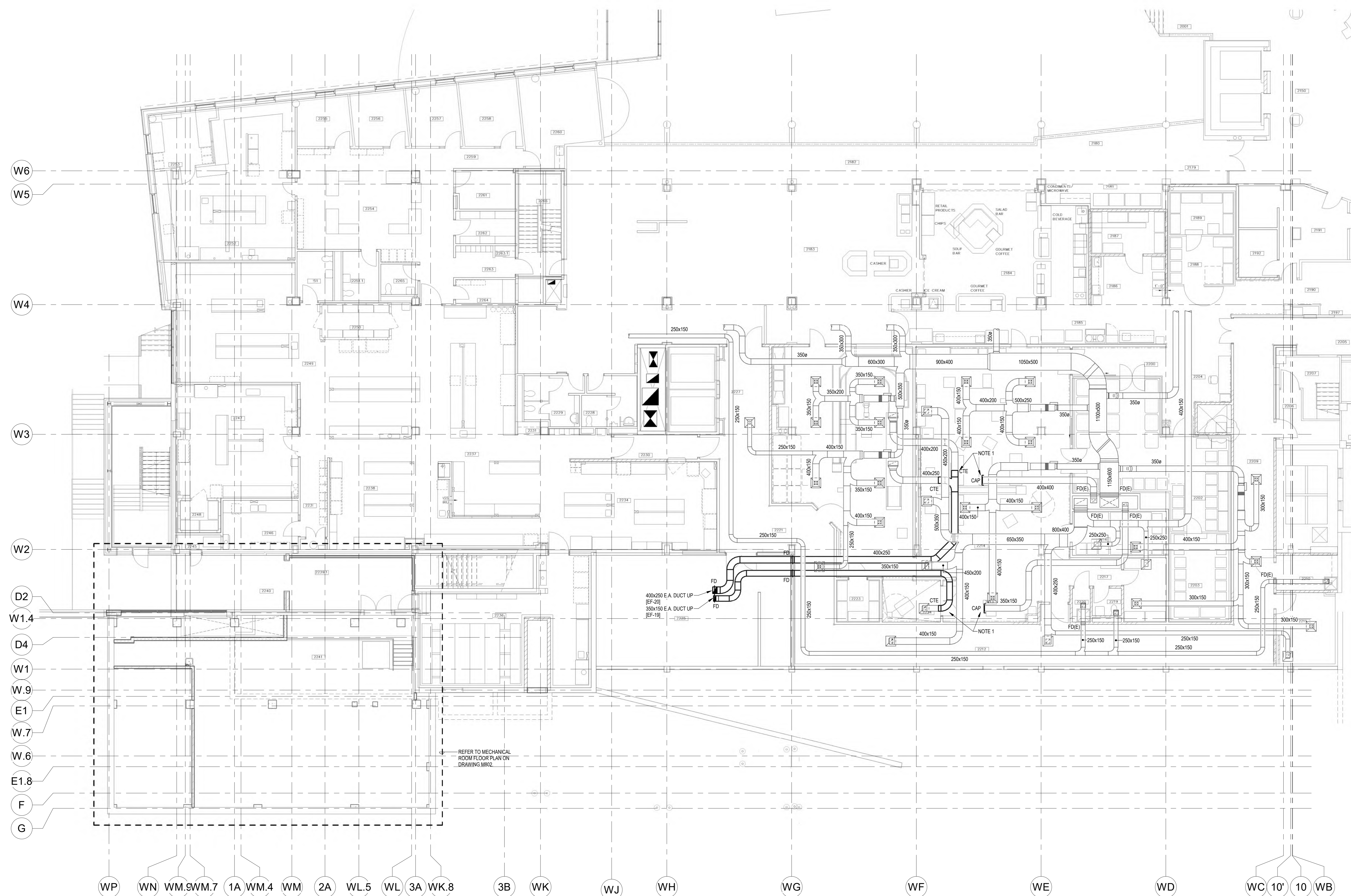
Copyright Disclaimer

DO NOT SCALE THE DRAWINGS. ALL MEASUREMENTS ARE TO BE CHECKED AND VERIFIED ON SITE BY THE CONTRACTOR. ANY DISCREPANCIES ARE TO BE REPORTED TO THE CONSULTANT BEFORE PROCEEDING WITH THE WORK.
COPYRIGHT © ALL RIGHTS RESERVED. DRAWINGS AND RELATED DOCUMENTS ARE THE COPYRIGHT OF THE CONSULTANT AND MUST BE RETURNED UPON REQUEST OR AT THE COMPLETION OF THE WORK. REPRODUCTION OF THESE DRAWINGS OR RELATED DOCUMENTS IN PART OR IN WHOLE BY ELECTRONIC OR MECHANICAL MEANS IS FORBIDDEN BY LAW WITHOUT THE PRIOR WRITTEN PERMISSION OF THE CONSULTANT.

Key Plan



KEY PLAN
NTS



PHASE 1 - PART LEVEL 2 FLOOR PLAN - AIR DISTRIBUTION
SCALE: 1:100

- NOTES:
- RUN ALL NEW EXHAUST DUCTWORK AND INSTALL EXHAUST FANS PRIOR TO ANY DEMOLITION AND CONNECTION TO EXISTING SYSTEMS. COORDINATE A SHORT SHUTDOWN FOR FINAL CONNECTIONS WITH THE OWNER. FINAL CONNECTIONS AND SHUTDOWN TO BE AFTER HOURS AT A TIME OF THE OWNER'S CHOOSING.

Issued/Revision	By	App'd	YYYY.MM.DD
10	ISSUED FOR TENDER		2024.06.07
9	ISSUED FOR PRE TENDER		2024.05.27
7	ISSUED FOR BUILDING PERMIT		2024.03.09
6	ISSUED FOR STAGE 2.3 ARCH SUBMISSION		2024.02.23
5	ISSUED FOR COSTING AND GCN REVIEW		2023.12.21

File Name: N/A EDS JHE DBV 2024.06.07
Dwn: Dgn: Chk: YYYY.MM.DD



Client/Project
GUELPH GENERAL HOSPITAL
EMERGENCY MENTAL HEALTH AND ADDICTIONS SERVICES RELOCATION AND EMERGENCY DEPARTMENT EXPANSION
115 DELHI ST. GUELPH, ON, N1E 4J4

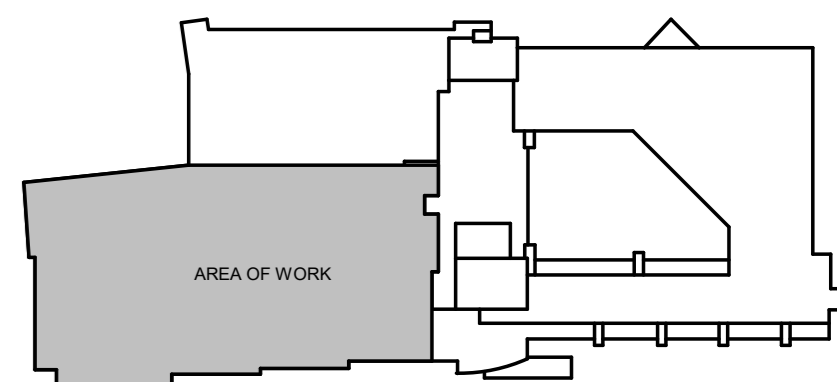
Title
PHASE 1 - PART LEVEL 2 FLOOR PLAN - AIR DISTRIBUTION

Project No. 9609 Scale 1:100
Revision Drawing No. M602

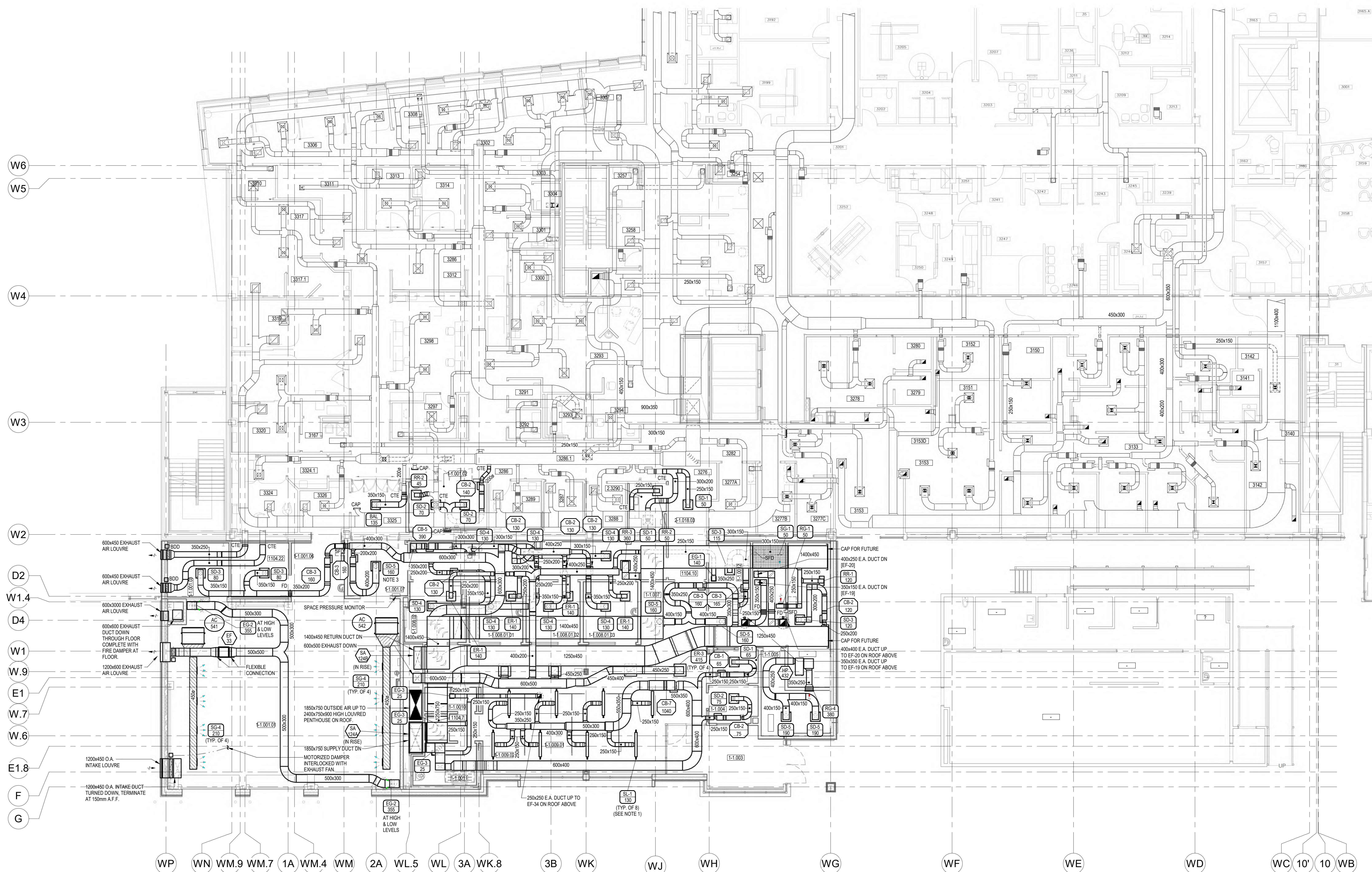
Copyright Disclaimer

DO NOT SCALE THE DRAWINGS. ALL MEASUREMENTS ARE TO BE CHECKED AND VERIFIED ON SITE BY THE CONTRACTOR. ANY DISCREPANCIES ARE TO BE REPORTED TO THE CONSULTANT BEFORE PROCEEDING WITH THE WORK.
COPYRIGHT © ALL RIGHTS RESERVED. DRAWINGS AND RELATED DOCUMENTS ARE THE COPYRIGHT OF THE CONSULTANT AND MUST BE RETURNED UPON REQUEST OR AT THE COMPLETION OF THE WORK. REPRODUCTION OF THESE DRAWINGS OR RELATED DOCUMENTS IN PART OR IN WHOLE BY ELECTRONIC OR MECHANICAL MEANS IS FORBIDDEN BY LAW WITHOUT THE WRITTEN PERMISSION OF THE CONSULTANT.

Key Plan



KEY PLAN
NTS



PHASE 1 - PART LEVEL 3 FLOOR PLAN - AIR DISTRIBUTION
SCALE 1:100

- NOTES:
1. PROVIDE BLANK-OFF PLATES FOR INACTIVE SECTIONS OF LINEAR DIFFUSERS.
 2. LOUVERS BY MECHANICAL TRADES.
 3. ADJUST SUPPLY AIR VOLUME TO ACHIEVE 5 PA WITH THE VESTIBULE DOORS CLOSED.

NO.	DESCRIPTION	DATE
10	ISSUED FOR TENDER	2024.04.07
9	ISSUED FOR PRE-RENDER	2024.05.27
7	ISSUED FOR BUILDING PERMIT	2024.03.28
6	ISSUED FOR STAGE 1.1 HIGH SUBMISSION	2024.03.23
5	ISSUED FOR COSTING AND GCM REVIEW	2023.12.21
4	ISSUED FOR 20% CONSTRUCTION DOCUMENTS	2023.12.26
3	ISSUED FOR 10% SUBMISSION	2023.06.09
2	ISSUED FOR 30% COSTING AND CLIENT REVIEW	C48 C48 2023.03.29
1	ISSUED FOR PRE-SCHEMATIC DESIGN	C48 C48 2022.11.02

Issued/Revision By App'd YYYY.MM.DD

File Name:	EDS:	JHE:	DRY:	2024.06.07
N/A	Own:	Sign:	Check:	YYYY.MM.DD



Client/Project
GUELPH GENERAL HOSPITAL
EMERGENCY MENTAL HEALTH AND ADDICTIONS SERVICES RELOCATION AND EMERGENCY DEPARTMENT EXPANSION
115 DELHI ST, GUELPH, ON, N1E 4J4

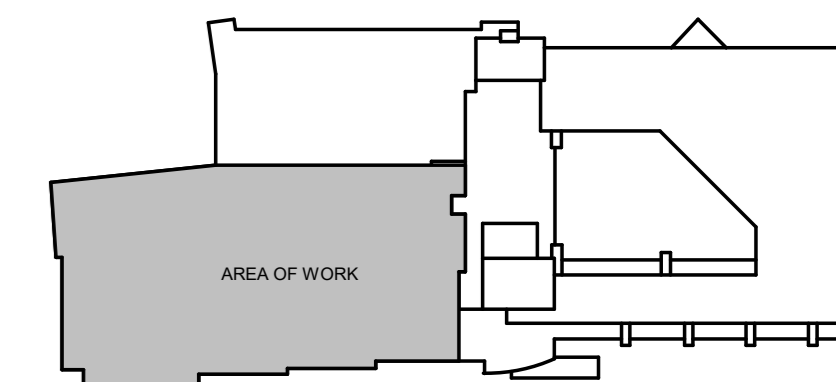
Title
PHASE 1 - PART LEVEL 3 FLOOR PLAN - AIR DISTRIBUTION

Project No.	Scale
9609	1:100
Revision	Drawing No.
	M603

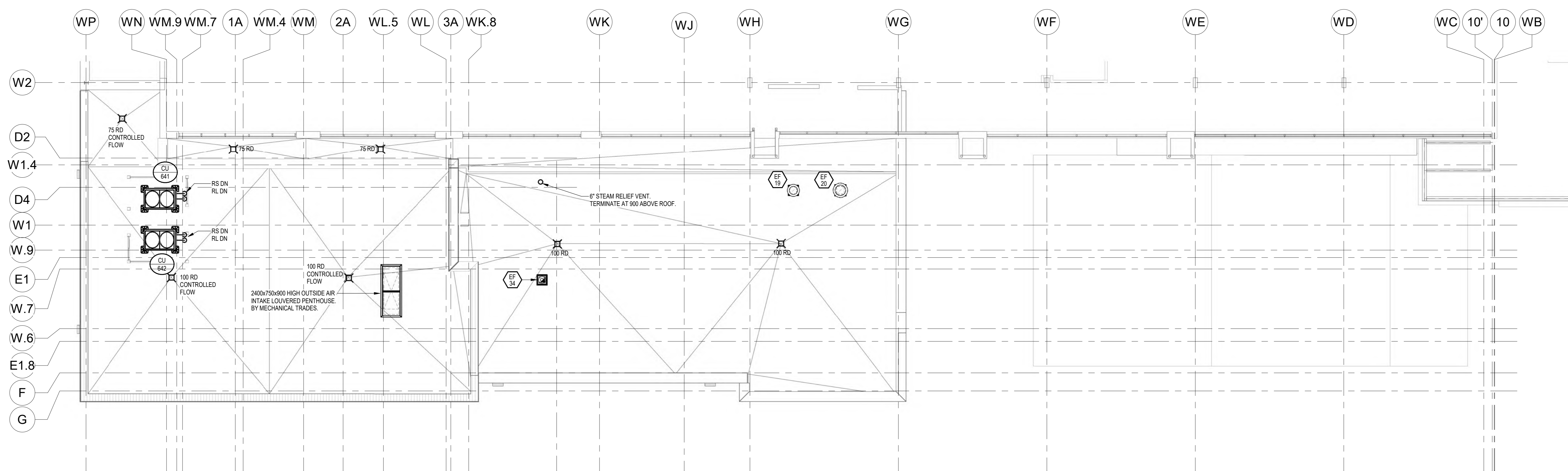
Copyright Disclaimer

DO NOT SCALE THE DRAWINGS. ALL MEASUREMENTS ARE TO BE CHECKED AND VERIFIED ON SITE BY THE CONTRACTOR. ANY DISCREPANCIES ARE TO BE REPORTED TO THE CONSULTANT BEFORE PROCEEDING WITH THE WORK.
COPYRIGHT © ALL RIGHTS RESERVED. DRAWINGS AND RELATED DOCUMENTS ARE THE COPYRIGHT OF THE CONSULTANT AND MUST BE RETURNED UPON REQUEST OR AT THE COMPLETION OF THE WORK. REPRODUCTION OF THESE DRAWINGS OR RELATED DOCUMENTS IN PART OR IN WHOLE BY ELECTRONIC OR MECHANICAL MEANS IS FORBIDDEN BY LAW WITHOUT THE PRIOR WRITTEN PERMISSION OF THE CONSULTANT.

Key Plan



KEY PLAN
NTS



PHASE 1 OVERALL ADDITION ROOF - MECHANICAL
SCALE: 1:100

10	ISSUED FOR TENDER		2024.04.07
9	ISSUED FOR PRE-TENDER		2024.05.27
7	ISSUED FOR BUILDING PERMIT		2024.03.28
6	ISSUED FOR STAGE 1.1 HIGH SUBMISSION		2024.03.23
5	ISSUED FOR COSTING AND GSH REVIEW		2023.12.21
4	ISSUED FOR 42% CONSTRUCTION DOCUMENTS		2023.10.26
3	ISSUED FOR ARCHITECTURE 2.0 SUBMISSION	C48	2023.06.09
2	ISSUED FOR 30% COSTING AND CLIENT REVIEW	C48	2023.03.29
1	ISSUED FOR 10% SCHEMATIC DESIGN	C48	2023.11.02

Issued/Revision	By	App'd	YYYY.MM.DD	
File Name: N/A	EDS	JHE	DBV	2024.06.07
	Dwn	Dgns	Chk'd	YYYY.MM.DD

Permit/Seal



Client/Project Logo



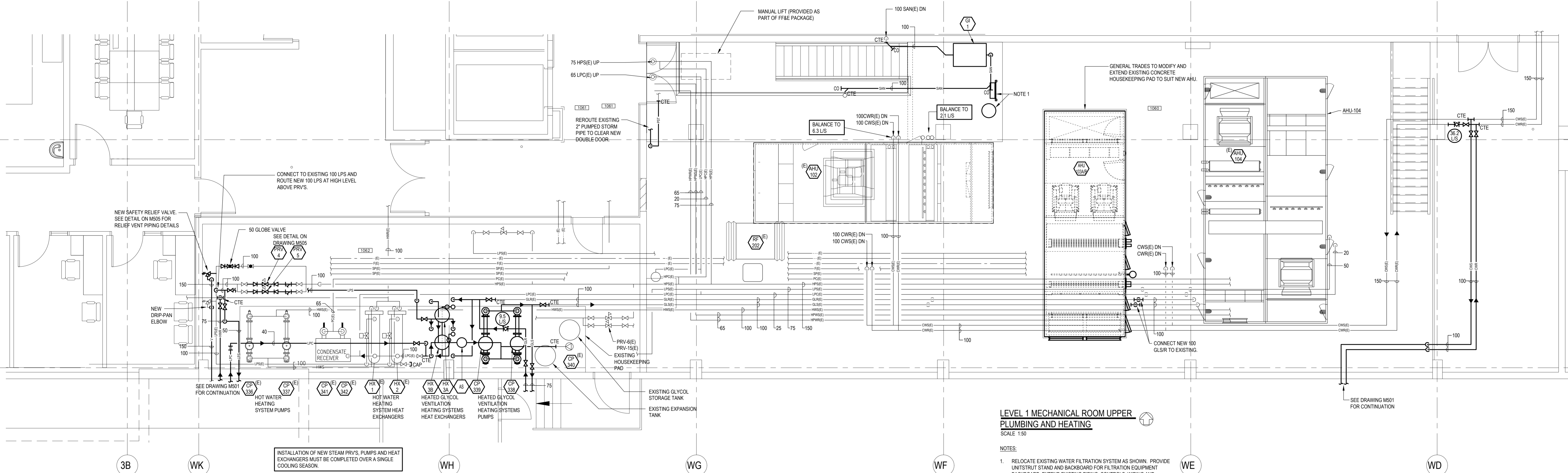
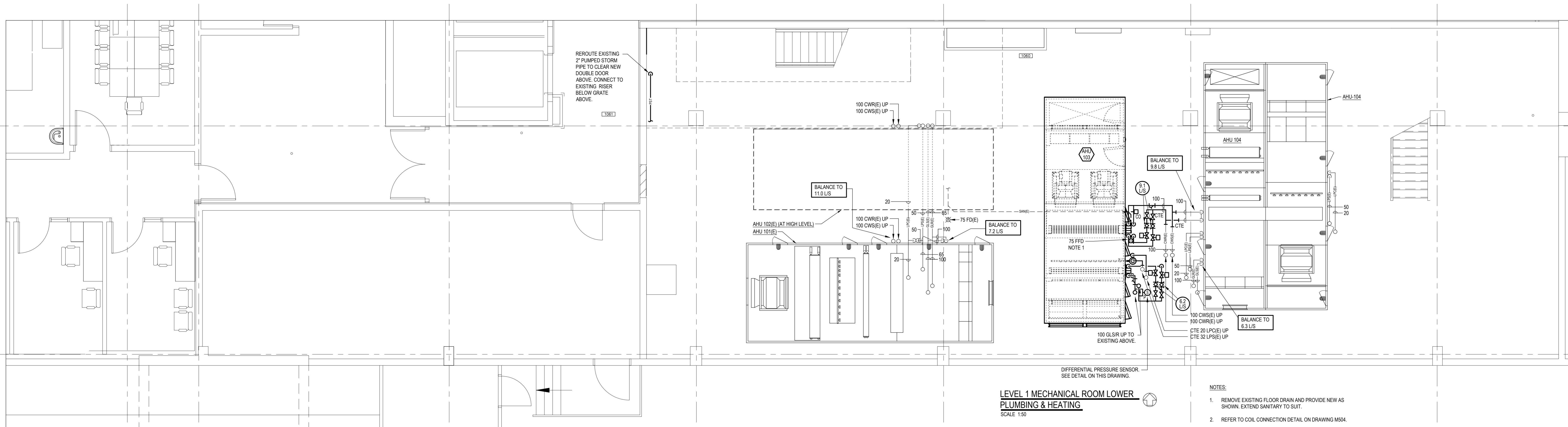
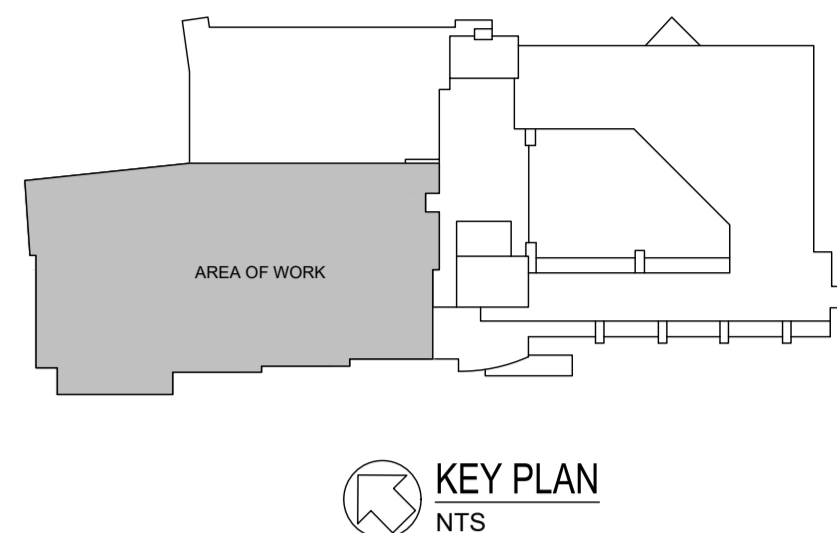
Client/Project
GUELPH GENERAL HOSPITAL
EMERGENCY MENTAL HEALTH AND
ADDICTIONS SERVICES RELOCATION AND
EMERGENCY DEPARTMENT EXPANSION
115 DELHI ST. GUELPH, ON, N1E 4J4

Title
PHASE 1 - OVERALL ADDITION ROOF
PLAN - MECHANICAL

Copyright Disclaimer

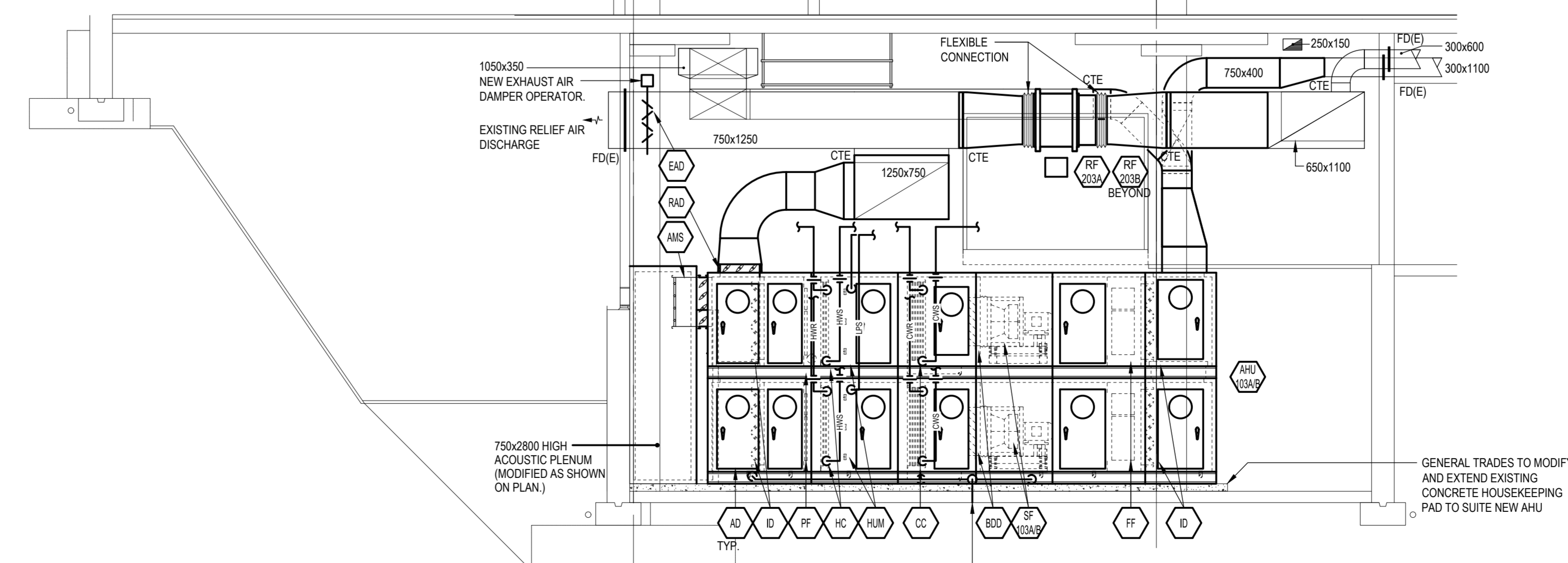
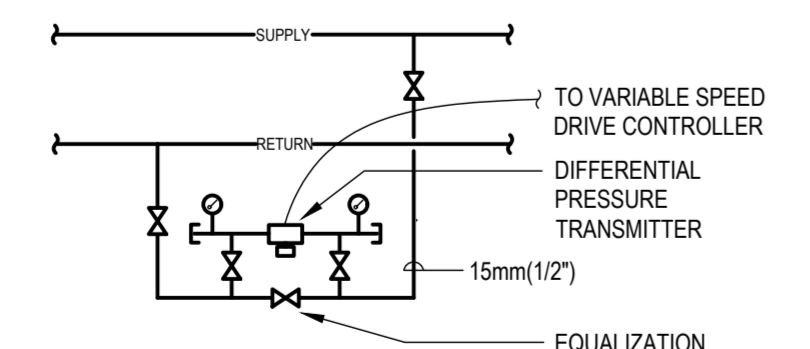
DO NOT SCALE THE DRAWINGS. ALL MEASUREMENTS ARE TO BE CHECKED AND VERIFIED ON SITE BY THE CONTRACTOR. ANY DISCREPANCIES ARE TO BE REPORTED TO THE CONSULTANT BEFORE PROCEEDING WITH THE WORK. COPYRIGHT © ALL RIGHTS RESERVED. DRAWINGS AND RELATED DOCUMENTS ARE THE COPYRIGHT OF THE CONSULTANT AND MUST BE RETURNED UPON REQUEST OR AT THE COMPLETION OF THE WORK. REPRODUCTION OF THESE DRAWINGS OR RELATED DOCUMENTS IN PART OR IN WHOLE BY ELECTRONIC OR MECHANICAL MEANS IS FORBIDDEN BY LAW WITHOUT THE PRIOR WRITTEN PERMISSION OF THE CONSULTANT.

Key Plan



INSTALLATION OF NEW STEAM PIPES, PUMPS AND HEAT EXCHANGERS MUST BE COMPLETED OVER A SINGLE COOLING SEASON.

CHILLED WATER BALANCING NOTES:
1. THE CHILLED WATER MODIFICATIONS ON THIS PROJECT WILL RESULT IN AN INCREASED CHILLED WATER FLOW OF 210 GPM. REBALANCE THE MAIN CHILLED WATER PUMPS (P-306 & 306 IN THE LEVEL 7 WEST MECHANICAL ROOM) TO 1300 GPM EACH.



KEY

CC	COOLING COIL	SP	SUPPLY AIR FAN
F	FILTER	IS	ISOLATION DAMPER
RD	RETURN AIR DAMPER	BD	BACKDRIFT DAMPER
MS	AIRFLOW MONITORING STATION	HC	HEATING COIL
FC	FLEXIBLE CONNECTION	ESD	EXHAUST AIR DAMPER
AD	ACCESS DOOR	RA	RETURN AIR FAN
H	HUMIDIFIER	BD	BYPASS DAMPER

Issue/Revision	By	App'd	YYYY-MM-DD
9	ISSUED FOR TENDER		2024-06-07
8	ISSUED FOR PRE-TENDER		2024-05-27
7	ISSUED FOR BUILDING PERMIT		2024-03-26
6	ISSUED FOR STAGE 3 WORK SUBMISSION		2024-02-23
5	ISSUED FOR COORDINATING AND GCH REVIEW		2023-12-21
4	ISSUED FOR AIRS CONSTRUCTION DOCUMENTS		2023-10-26
3	ISSUED FOR ARCHITECTURE SUBMISSION	C.B.	2023-06-09
2	ISSUED FOR DD COORDINATING AND CLIENT REVIEW	C.B.	2023-03-29
1	ISSUED FOR LODS SCHEMATIC DESIGN	C.B.	2022-11-02



Client/Project Logo

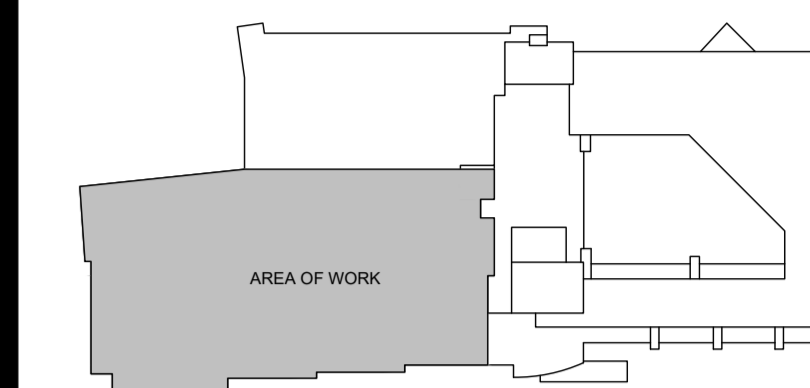
CUELPH
GENERAL HOSPITAL

Client/Project
GUELPH GENERAL HOSPITAL
EMERGENCY MENTAL HEALTH AND ADDICTIONS SERVICES RELOCATION AND EMERGENCY DEPARTMENT EXPANSION
115 DELHI ST. GUELPH, ON, N1E 4J4

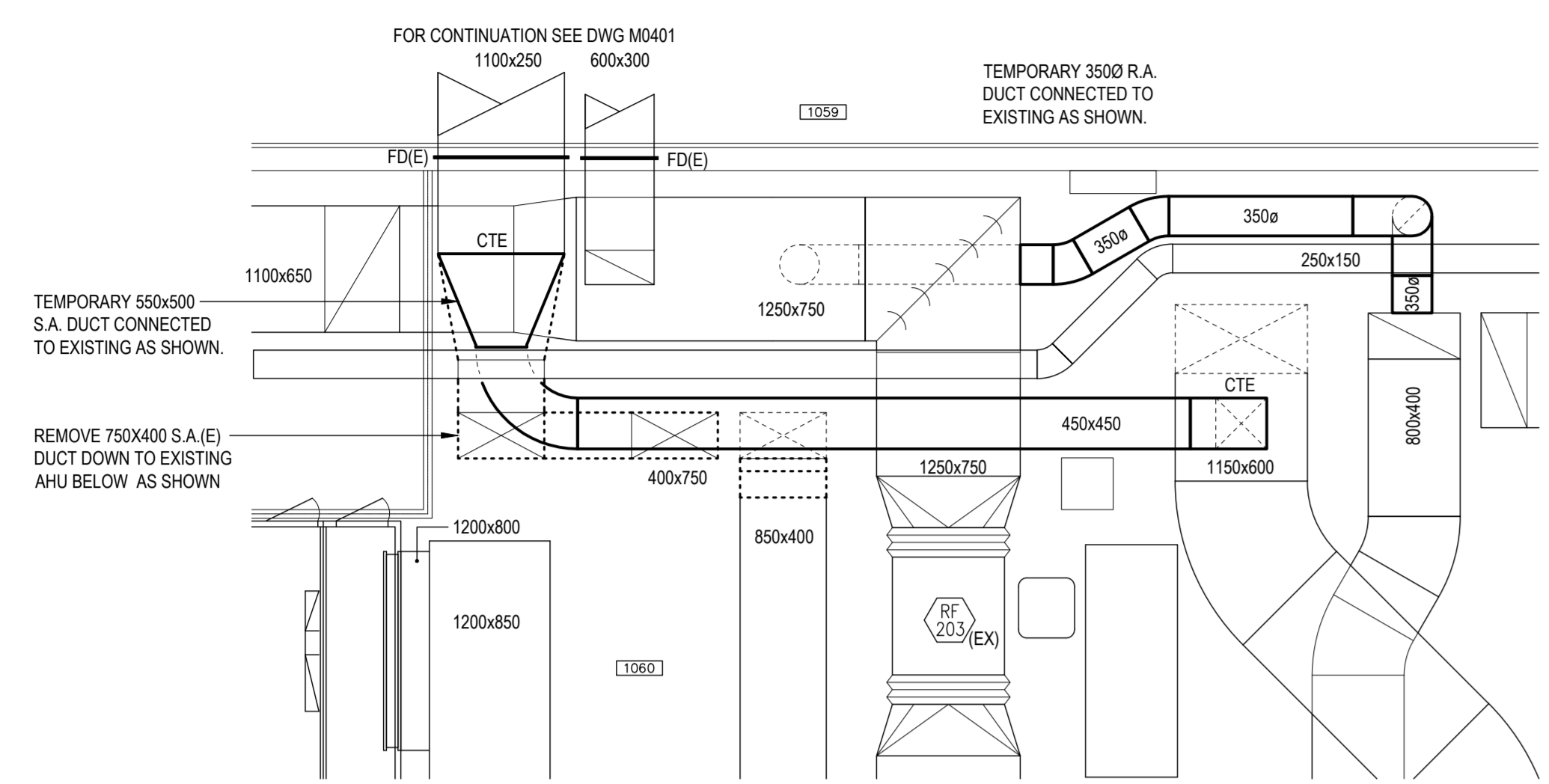
Copyright Disclaimer

DO NOT SCALE THE DRAWINGS. ALL MEASUREMENTS ARE TO BE CHECKED AND VERIFIED ON SITE BY THE CONTRACTOR. ANY DISCREPANCIES ARE TO BE REPORTED TO THE CONSULTANT BEFORE PROCEEDING WITH THE WORK.
COPYRIGHT © ALL RIGHTS RESERVED. DRAWINGS AND RELATED DOCUMENTS ARE THE COPYRIGHT OF THE CONSULTANT AND MUST BE RETURNED UPON REQUEST OR AT THE COMPLETION OF THE WORK. REPRODUCTION OF THESE DRAWINGS OR RELATED DOCUMENTS IN PART OR IN WHOLE BY ELECTRONIC OR MECHANICAL MEANS IS FORBIDDEN BY LAW WITHOUT THE PRIOR WRITTEN PERMISSION OF THE CONSULTANT.

Key Plan



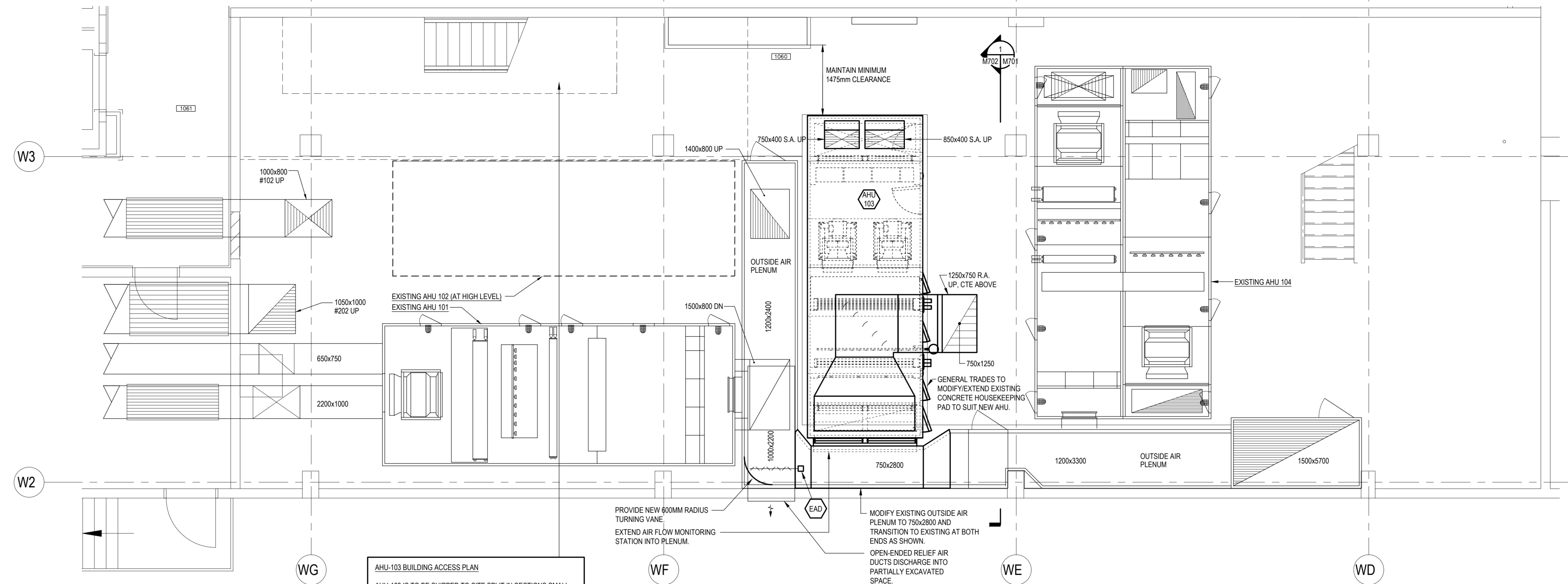
KEY PLAN
NTS



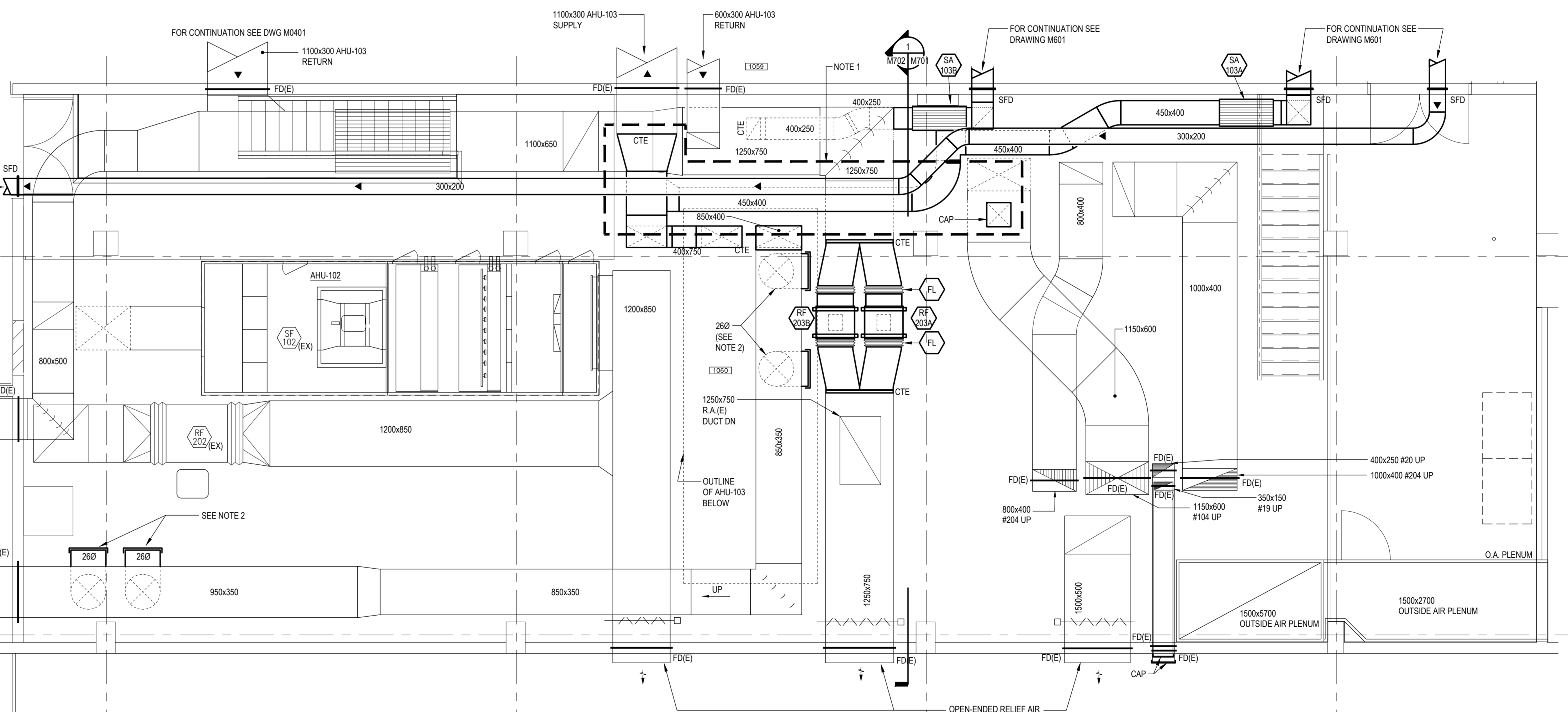
TEMPORARY AIR DISTRIBUTION PHASING DETAIL
SCALE: 1:50

- NOTES:
- 1) TO BE COORDINATED WITH THE HOSPITAL AND COMPLETED AFTER HOURS OR ON WEEKEND TO ENSURE OPERATIONAL CONTINUITY AND ADEQUATE SPACE FOR AHU-103 INSTALLATION.
 - 2) INSTALLATION OF ALL TEMPORARY DUCTWORK AND DEMOLITION OF AHU-103 IS TO BE COORDINATED WITH THE DELIVERY OF THE NEW AHU-103 SO THAT THE DURATION OF TEMPORARY SERVICES IS KEPT TO THE MINIMUM DURATION POSSIBLE.

- PHASING NOTES:
1. SYSTEM 103 SERVES THE EXISTING AUDITORIUM TO WEST AND IT SERVES INFORMATION SERVICES, SLEEP LABS & BOUTIQUE TO THE NORTH.
 2. THE AUDITORIUM IS BEING RENOVATED AS PART OF THIS PROJECT AND WILL NOT REQUIRE SUPPLY AIR DURING THE RENOVATION, WHILE AHU-103 IS BEING REPLACED.
 3. THE AREAS TO THE NORTH (FEED FROM AHU-103 THROUGH A 1100x250 S.A. DUCT & 1250x750 R.A. DUCT) NEEDS TO HAVE SUPPLY AND RETURN AIR MAINTAINED DURING CONSTRUCTION. THE DETAIL ABOVE SHOWS HOW TEMPORARY DUCTS ARE TO BE INSTALLED FROM THE ADJACENT AHU-104 TO TEMPORARILY SERVE THE AREA TO THE NORTH WHILE AHU-103 IS BEING REPLACED. THE CONTRACTOR IS TO PRE-MEASURE THE AIRFLOW FROM AHU-104 PRIOR TO INSTALLING TEMPORARY DUCTWORK. ONCE TEMPORARY DUCTWORK IS INSTALLED, SPEED UP AHU-104 SUPPLY FAN TO INCREASE FLOW BY APPROXIMATELY 4200 CFM AND BALANCE THE INCREASED AIR FLOW TO THE TEMPORARY DUCTWORK.
 4. AFTER AHU-103 IS INSTALLED AND IS OPERATIONAL PERMANENT DUCTWORK FROM 103 IS TO BE INSTALLED TO SERVE THE AREA TO THE NORTH AS SHOWN ON THE FLOOR PLAN ON THIS DRAWING & TEMPORARY DUCTS ARE TO BE REMOVED. AFTER THIS WORK IS COMPLETE, REBALANCE AHU-104 TO THE ORIGINAL MEASURED AIR FLOWS.



LEVEL 1 WEST MECHANICAL ROOM LOWER AIR DISTRIBUTION
SCALE: 1:50



LEVEL 1 WEST MECHANICAL ROOM UPPER AIR DISTRIBUTION
SCALE: 1:50

- NOTES:
- 1) SEE DETAIL ON THIS DRAWING FOR TEMPORARY PHASING DUCTWORK. REMOVAL OF TEMPORARY DUCTWORK AND FINAL SUPPLY AIR DUCTWORK INSTALLATION TO BE COORDINATED WITH THE HOSPITAL AND COMPLETED AFTER HOURS OR ON WEEKEND TO ENSURE OPERATIONAL CONTINUITY.
 - 2) CAP FOR FUTURE TEMPORARY CONNECTION TO EXISTING AHU SYSTEMS TO FACILITATE FUTURE AHU REPLACEMENT PROJECTS.

NO.	DESCRIPTION	DATE
1	ISSUED FOR LODG SCHEMATIC DESIGN	2022.11.02
2	ISSUED FOR DD COATING AND CLIENT REVIEW	2023.03.29
3	ISSUED FOR AIRS CONSTRUCTION DOCUMENTS	2023.06.09
4	ISSUED FOR ARCHITECTURE 2/3 SUBMISSION	2023.09.29
5	ISSUED FOR COATING AND GGH REVIEW	2023.12.21
6	ISSUED FOR STAGE 2/3 WORK SUBMISSION	2024.02.23
7	ISSUED FOR BUILDING PERMIT	2024.03.26
8	ISSUED FOR PRE-TENDER	2024.05.27
9	ISSUED FOR TENDER	2024.06.07

Permit/Seal

Client/Project Logo

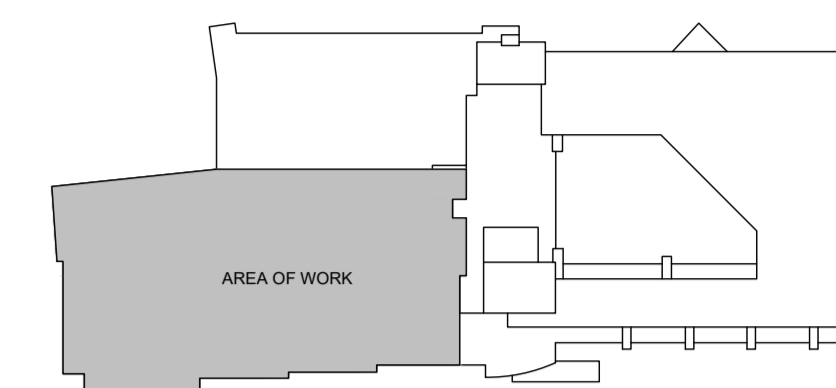
Client/Project
GUELPH GENERAL HOSPITAL
EMERGENCY MENTAL HEALTH AND ADDICTIONS SERVICES RELOCATION AND EMERGENCY DEPARTMENT EXPANSION
115 DELHI ST. GUELPH, ON, N1E 4J4

Title
LEVEL 1 MECHANICAL ROOM AIR DISTRIBUTION & PHASING DETAIL

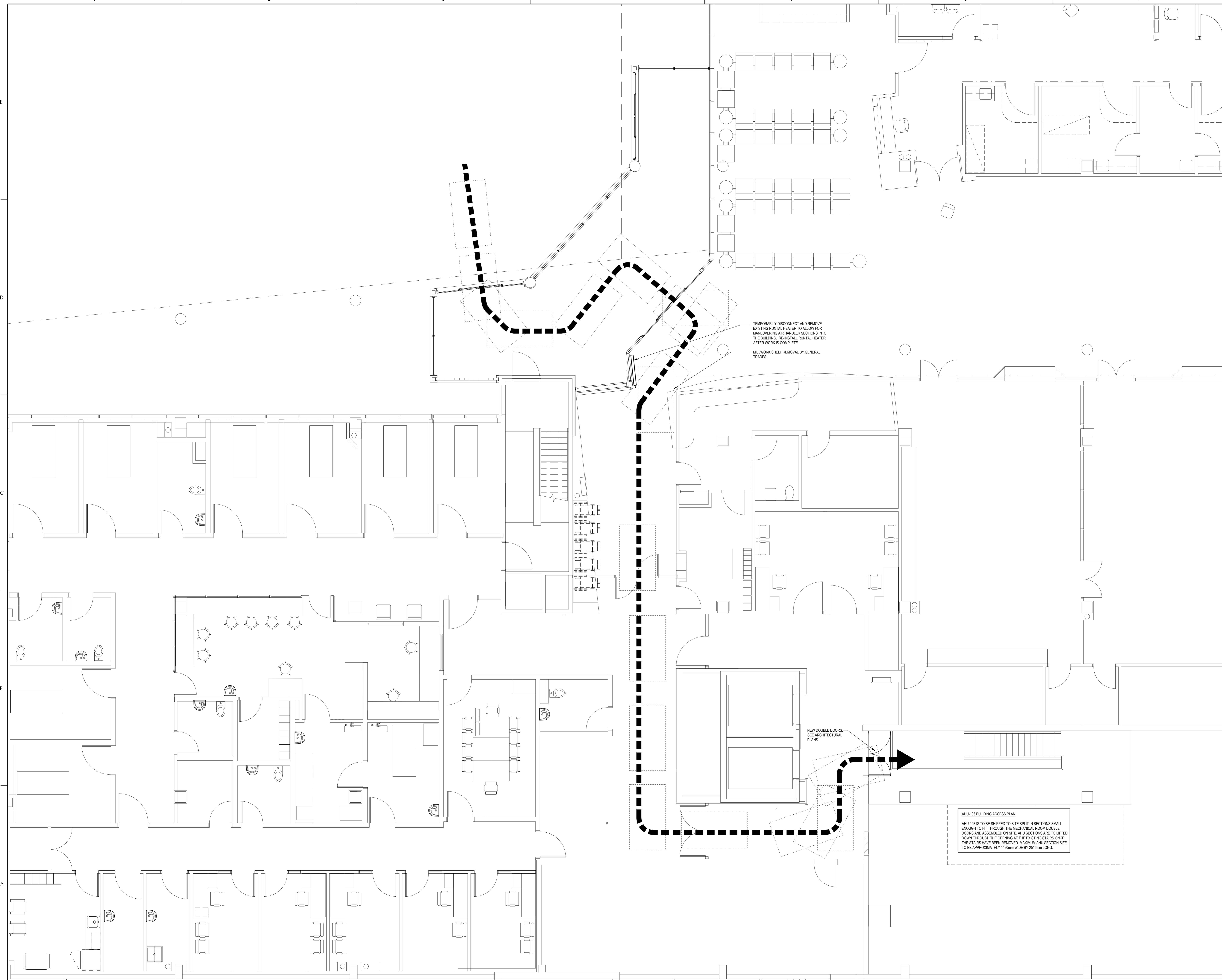
Copyright Disclaimer

DO NOT SCALE THE DRAWINGS. ALL MEASUREMENTS ARE TO BE CHECKED AND VERIFIED ON SITE BY THE CONTRACTOR. ANY DISCREPANCIES ARE TO BE REPORTED TO THE CONSULTANT BEFORE PROCEEDING WITH THE WORK.
COPYRIGHT © ALL RIGHTS RESERVED. DRAWINGS AND RELATED DOCUMENTS ARE THE COPYRIGHT OF THE CONSULTANT AND MUST BE RETURNED UPON REQUEST OR AT THE COMPLETION OF THE WORK. REPRODUCTION OF THESE DRAWINGS OR RELATED DOCUMENTS IN PART OR IN WHOLE BY ELECTRONIC OR MECHANICAL MEANS IS FORBIDDEN BY LAW WITHOUT THE PRIOR WRITTEN PERMISSION OF THE CONSULTANT.

Key Plan



KEY PLAN
NTS



TEMPORARILY DISCONNECT AND REMOVE EXISTING RENTAL HEATER TO ALLOW FOR MANEUVERING AIR HANDLER SECTIONS INTO THE BUILDING. RE-INSTALL RENTAL HEATER AFTER WORK IS COMPLETE.
MILLWORK SHELF REMOVAL BY GENERAL TRADES.

NEW DOUBLE DOORS. SEE ARCHITECTURAL PLANS.

AHU-103 BUILDING ACCESS PLAN
AHU-103 IS TO BE SHIPPED TO SITE SPLIT IN SECTIONS SMALL ENOUGH TO FIT THROUGH THE MECHANICAL ROOM DOUBLE DOORS AND ASSEMBLED ON SITE. AHU SECTIONS ARE TO BE LIFTED DOWN THROUGH THE OPENING AT THE EXISTING STAIRS ONCE THE STAIRS HAVE BEEN REMOVED. MAXIMUM AHU SECTION SIZE TO BE APPROXIMATELY 1420mm WIDE BY 2515mm LONG.

Issue/Revision	By	App'd	YYYY-MM-DD
9			2024.06.07
8			2024.05.27
7			2024.03.26
6			2024.02.23
5			2023.12.21
4			2023.10.26
3	C&B	C&B	2023.06.09
2	C&B	C&B	2023.03.29
1	C&B	C&B	2022.11.02

File Name: JHE JHE DBV 2024.06.07
Dwn: Dgn: Cht: YYYY-MM-DD

Permit/Seal



Client/Project Logo



Client/Project
GUELPH GENERAL HOSPITAL
EMERGENCY MENTAL HEALTH AND ADDICTIONS SERVICES RELOCATION AND EMERGENCY DEPARTMENT EXPANSION
115 DELHI ST. GUELPH, ON, N1E 4J4

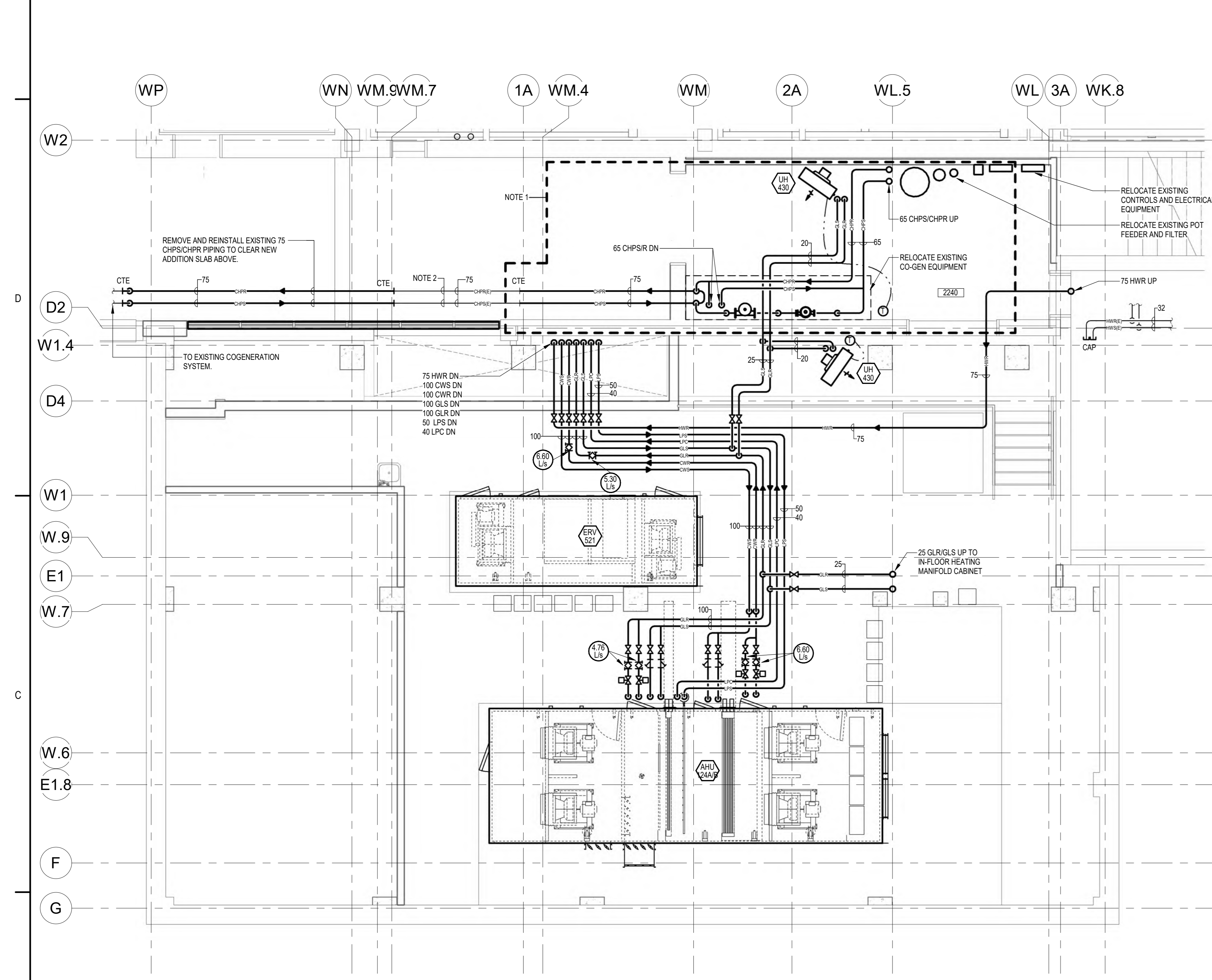
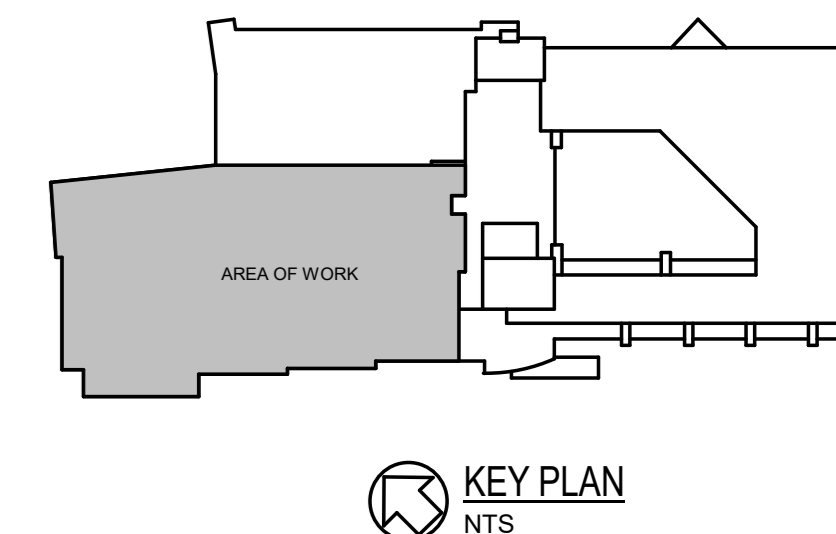
Title
LEVEL 1 MECHANICAL ROOM AIR HANDLING UNIT ACCESS ROUTING

Project No. 9409 Scale AS NOTED
Revision Drawing No. M703

Copyright Disclaimer

DO NOT SCALE THE DRAWINGS. ALL MEASUREMENTS ARE TO BE CHECKED AND VERIFIED ON SITE BY THE CONTRACTOR. ANY DISCREPANCIES ARE TO BE REPORTED TO THE CONSULTANT BEFORE PROCEEDING WITH THE WORK.
COPYRIGHT © ALL RIGHTS RESERVED. DRAWINGS AND RELATED DOCUMENTS ARE THE COPYRIGHT OF THE CONSULTANT AND MUST BE RETURNED UPON REQUEST OR AT THE COMPLETION OF THE WORK. REPRODUCTION OF THESE DRAWINGS OR RELATED DOCUMENTS IN PART OR IN WHOLE BY ELECTRONIC OR MECHANICAL MEANS IS FORBIDDEN BY LAW WITHOUT THE PRIOR WRITTEN PERMISSION OF THE CONSULTANT.

Key Plan

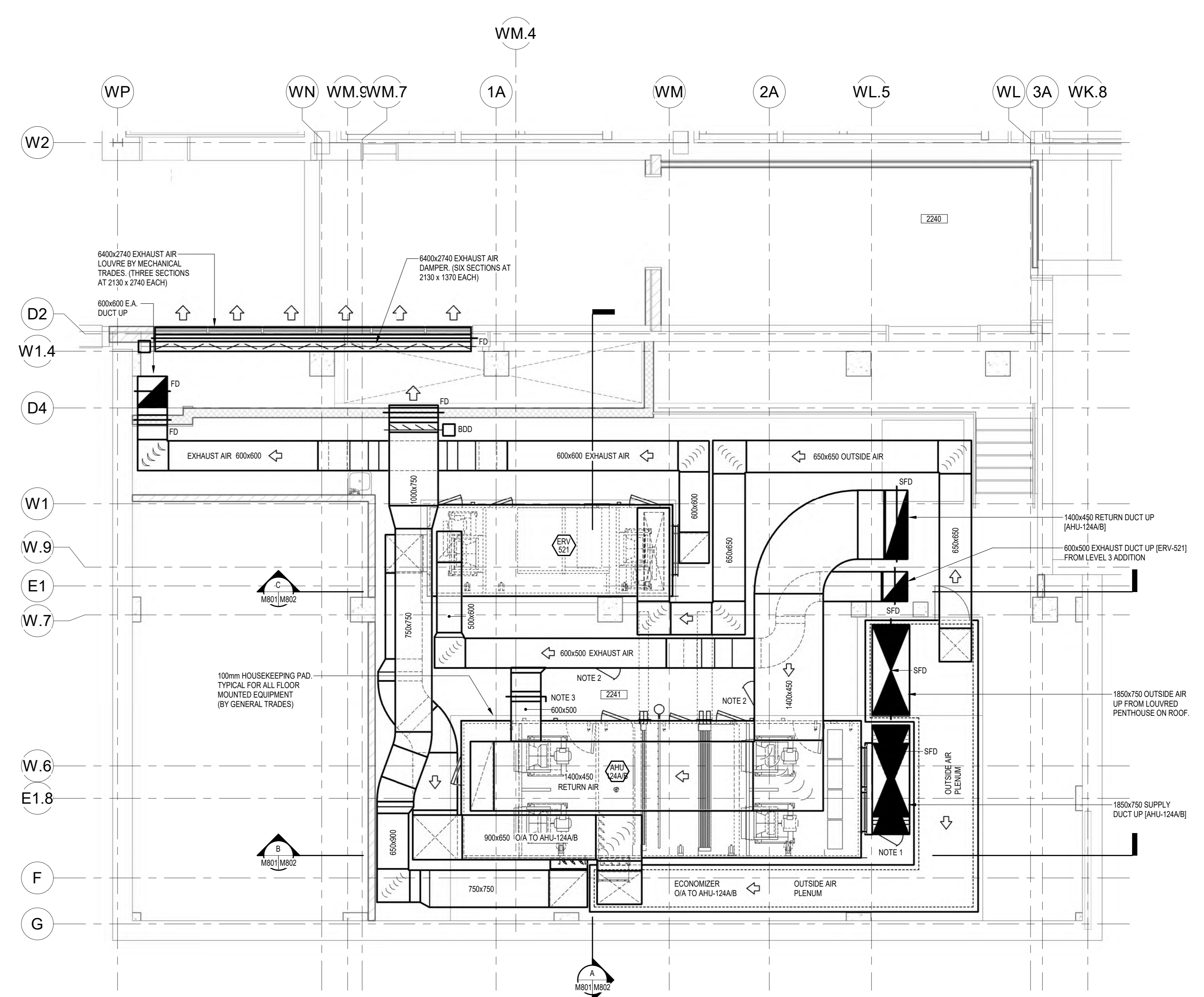


LEVEL 2 MECHANICAL ROOM - HEATING

SCALE: 1:50

NOTES:

1. RELOCATE EXISTING CHP PUMP, AIR SEPARATOR, EXPANSION TANK, POT FEEDER AND ACCESSORIES AND REWORK PIPING AS SHOWN.
2. REMOVE AND REPLACE EXISTING INSULATION FOR CHP PIPING TO ALLOW FOR NEW HEAT TRACING. REFER TO ELECTRICAL DRAWINGS.
3. INSTALLATION OF NEW WATER SERVICE TO OCCUR EARLY IN THE CONSTRUCTION OF THIS MECHANICAL ROOM. ENSURE HEATING IS PROVIDED AT ALL TIMES ONCE WATER SERVICE HAS BEEN INSTALLED.
4. REFER TO COIL CONNECTION DETAILS ON DRAWING M5K4.
5. AHU-124AB PROVIDED WITH REMOVABLE SERVICE LADDER BY AHU MANUFACTURER.



LEVEL 2 MECHANICAL ROOM - AIR DISTRIBUTION

SCALE: 1:50

NOTES:

1. PROVIDE 450x450 POSITIVE PRESSURE RELIEF DOOR. SET FOR 6" W.C.
2. PROVIDE NEGATIVE PRESSURE RELIEF DOOR. SET FOR -4" W.C.
3. PROVIDE MANUAL BYPASS DAMPER, NORMALLY CLOSED.

10	ISSUED FOR TENDER	2024.06.07
9	ISSUED FOR PRE-TENDER	2024.05.27
7	ISSUED FOR BUILDING PERMIT	2024.03.28
6	ISSUED FOR STAGE 1.1 HIGH SUBMISSION	2024.03.23
5	ISSUED FOR COSTING AND GCH REVIEW	2023.12.21
4	ISSUED FOR 425 CONSTRUCTION DOCUMENTS	2023.10.26
3	ISSUED FOR 400-STAGE 1.2 SUBMISSION	C48 C48 2023.06.09
2	ISSUED FOR 300-COSTING AND CLIENT REVIEW	C48 C48 2023.03.29
1	ISSUED FOR 100-SCHEMATIC DESIGN	C48 C48 2023.11.02

Issue/Revision By App'd Date

File Name: N/A EDS JHE DBV 2024.06.07
Dwn: Edgn: Clnk: YYYY.MM.DD

Permit/Seal



Client/Project Logo



Client/Project
GUELPH GENERAL HOSPITAL
EMERGENCY MENTAL HEALTH AND
ADDICTIONS SERVICES RELOCATION AND
EMERGENCY DEPARTMENT EXPANSION
115 DELHI ST. GUELPH, ON, N1E 4J4

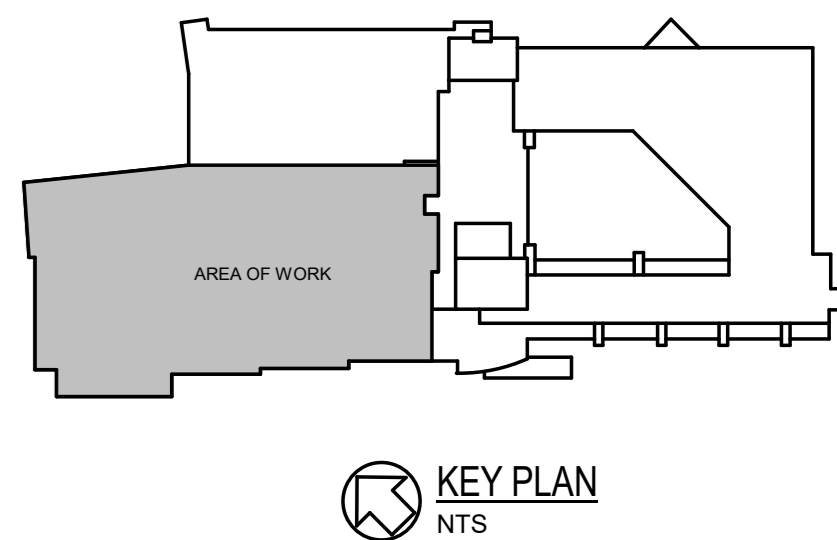
Title
PHASE 1 - LEVEL 2 MECHANICAL ROOM
HEATING AND AIR DISTRIBUTION

Project No. 9609 Scale 1:50
Revision Drawing No. M801

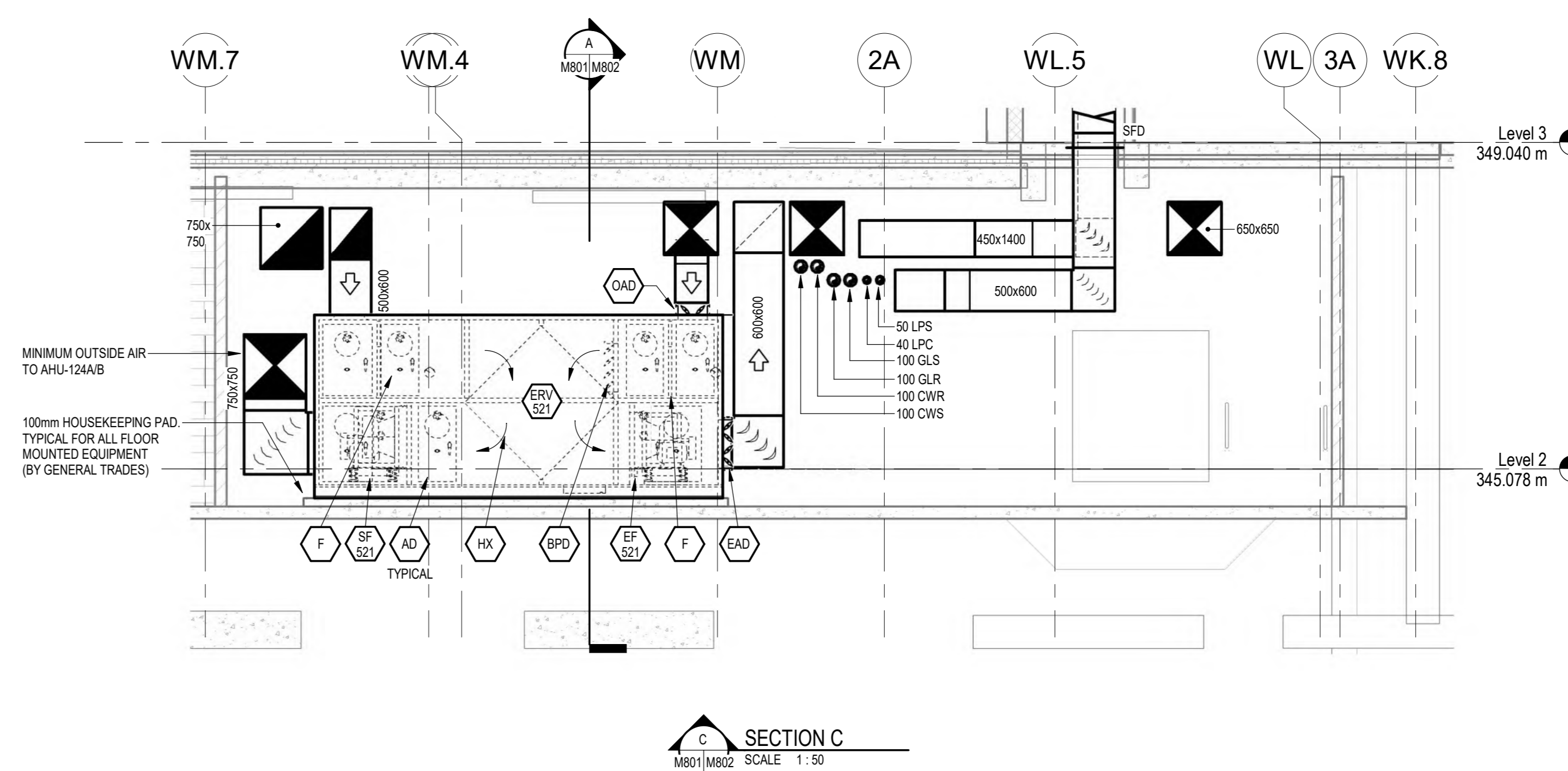
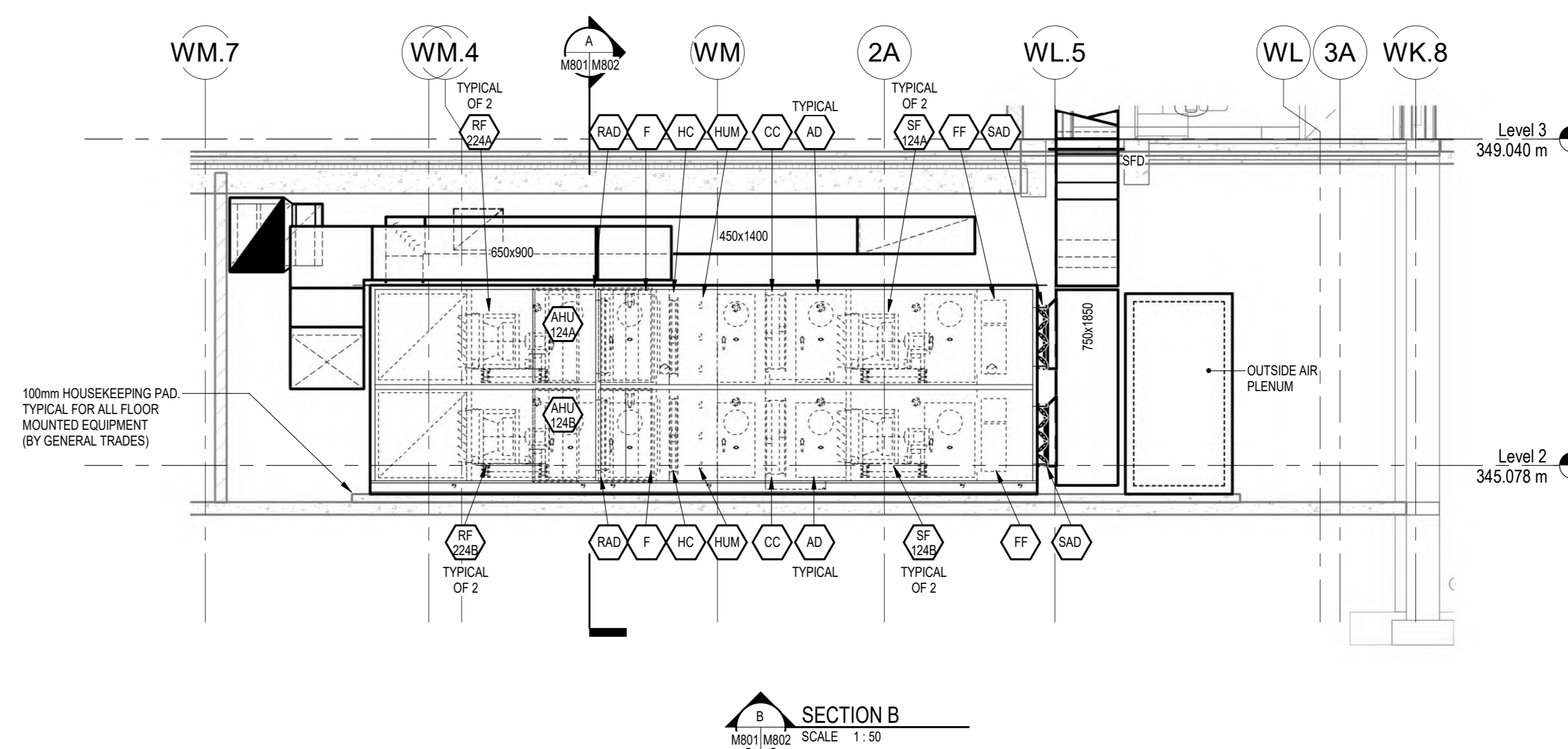
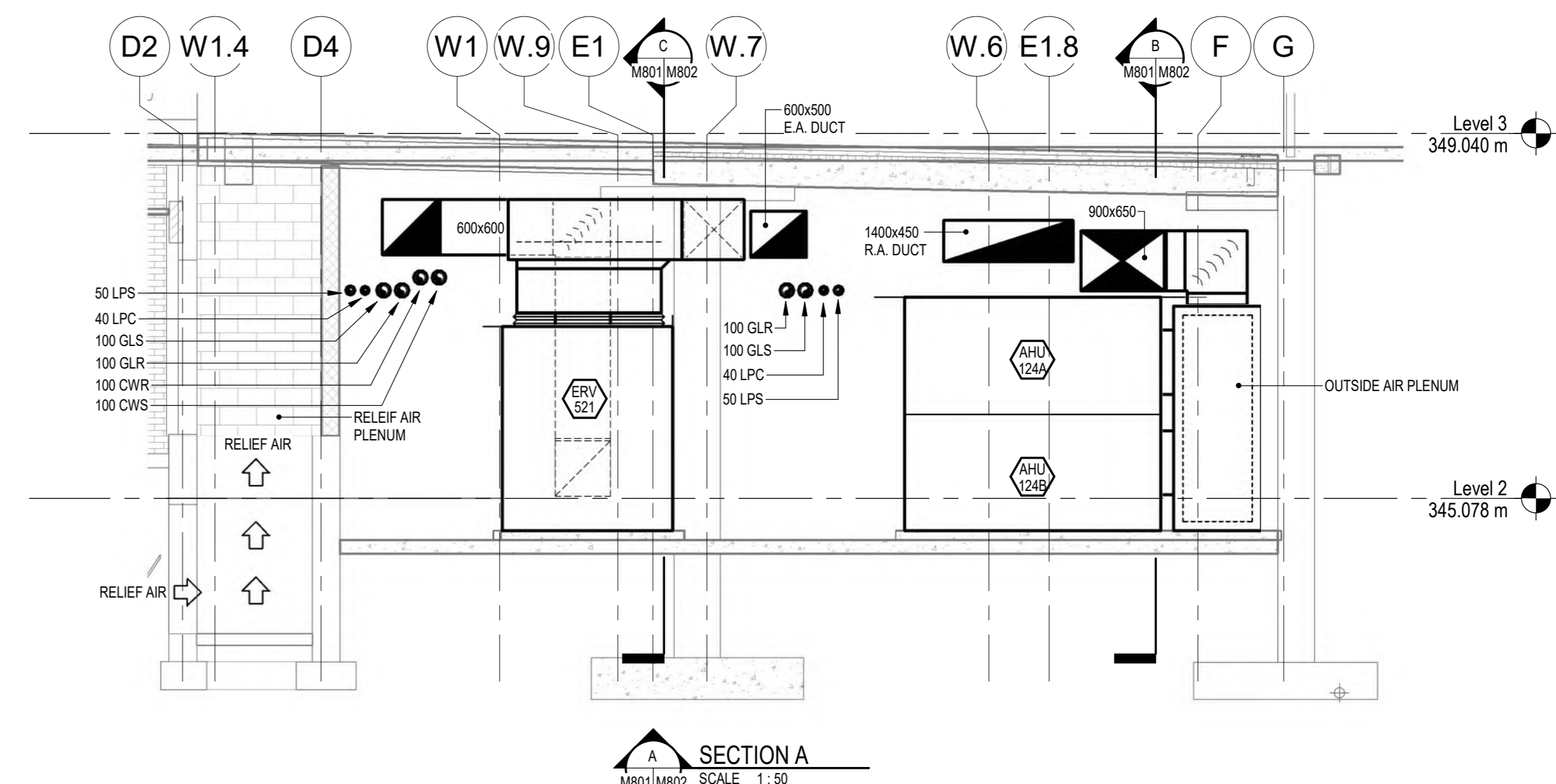
Copyright Disclaimer

DO NOT SCALE THE DRAWINGS. ALL MEASUREMENTS ARE TO BE CHECKED AND VERIFIED ON SITE BY THE CONTRACTOR. ANY DISCREPANCIES ARE TO BE REPORTED TO THE CONSULTANT BEFORE PROCEEDING WITH THE WORK.
COPYRIGHT © ALL RIGHTS RESERVED. DRAWINGS AND RELATED DOCUMENTS ARE THE COPYRIGHT OF THE CONSULTANT AND MUST BE RETURNED UPON REQUEST OR AT THE COMPLETION OF THE WORK. REPRODUCTION OF THESE DRAWINGS OR RELATED DOCUMENTS IN PART OR IN WHOLE BY ELECTRONIC OR MECHANICAL MEANS IS FORBIDDEN BY LAW WITHOUT THE PRIOR WRITTEN PERMISSION OF THE CONSULTANT.

Key Plan



MECHANICAL LEGEND	
AD	ACCESS DOOR
BPD	BYPASS DAMPER
CC	COOLING COIL
EAD	EXHAUST AIR DAMPER
EF	EXHAUST FAN
F	FILTER
FF	FINAL FILTER
FL	FLEXIBLE CONNECTOR
HC	HEATING COIL
HUM	HUMIDIFIER
HX	HEAT EXCHANGER
OAD	OUTSIDE AIR DAMPER
RAD	RETURN AIR DAMPER
RF	RETURN FAN
SAD	SUPPLY AIR DAMPER
SF	SUPPLY FAN



Issued/Revision	By	App'd	YYYY.MM.DD
10	SS/ED		2024.06.07
9	SS/ED		2024.05.27
7	SS/ED		2024.05.09
6	SS/ED		2024.02.23
5	SS/ED		2023.12.21

Permit/Seal



Client/Project Logo



Client/Project
GUELPH GENERAL HOSPITAL
EMERGENCY MENTAL HEALTH AND
ADDICTIONS SERVICES RELOCATION AND
EMERGENCY DEPARTMENT EXPANSION
115 DELHI ST. GUELPH, ON, N1E 4J4

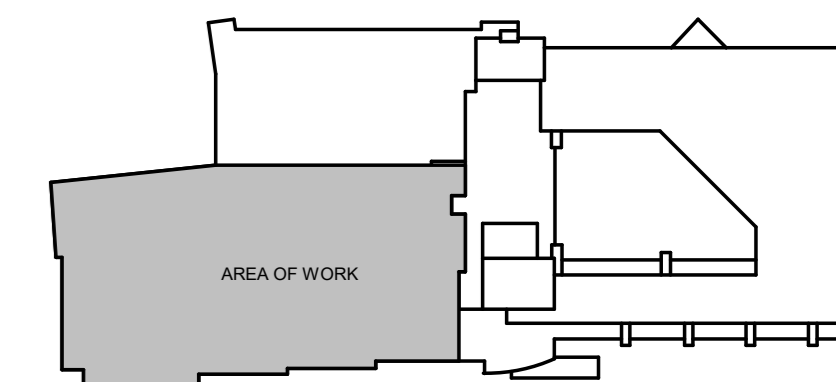
Title
PHASE 1 - LEVEL 2 MECHANICAL ROOM
SECTIONS AND DETAILS

Project No. 7609 Scale As Indicated
Revision Drawing No. M802

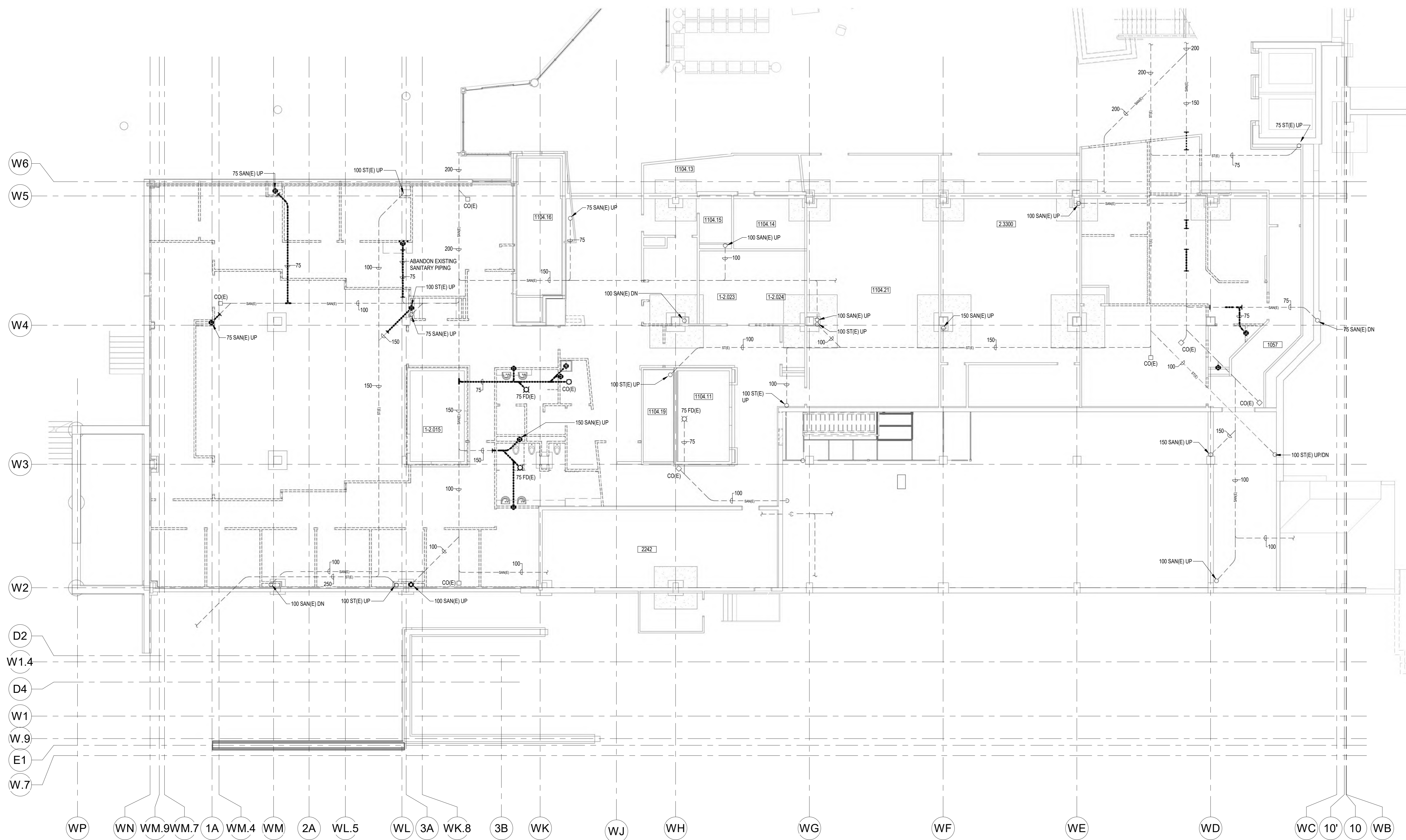
Copyright Disclaimer

DO NOT SCALE THE DRAWINGS. ALL MEASUREMENTS ARE TO BE CHECKED AND VERIFIED ON SITE BY THE CONTRACTOR. ANY DISCREPANCIES ARE TO BE REPORTED TO THE CONSULTANT BEFORE PROCEEDING WITH THE WORK.
COPYRIGHT © ALL RIGHTS RESERVED. DRAWINGS AND RELATED DOCUMENTS ARE THE COPYRIGHT OF THE CONSULTANT AND MUST BE RETURNED UPON REQUEST OR AT THE COMPLETION OF THE WORK. REPRODUCTION OF THESE DRAWINGS OR RELATED DOCUMENTS IN PART OR IN WHOLE BY ELECTRONIC OR MECHANICAL MEANS IS FORBIDDEN BY LAW WITHOUT THE PRIOR WRITTEN PERMISSION OF THE CONSULTANT.

Key Plan




KEY PLAN
NTS



PHASE 1 - PART LEVEL 1 FLOOR PLAN - BELOW FLOOR DRAINAGE DEMOLITION
SCALE 1:100

10	ISSUED FOR TENDER		2024.04.07
9	ISSUED FOR PRE-TENDER		2024.05.27
7	ISSUED FOR BUILDING PERMIT		2024.03.28
6	ISSUED FOR STAGE 1.1 HIGH SUBMISSION		2024.02.23
5	ISSUED FOR COSTING AND GCH REVIEW		2023.12.21
4	ISSUED FOR 42% CONSTRUCTION DOCUMENTS		2023.10.26
3	ISSUED FOR ARCHITECTURE 2.3 SUBMISSION	CAB	2023.06.09
2	ISSUED FOR 30% COSTING AND CLIENT REVIEW	CAB	2023.03.29
1	ISSUED FOR 10% SCHEMATIC DESIGN	CAB	2023.11.09

Issued/Revision	By	App'd	YYYY.MM.DD
File Name: N/A	EDS	JHE	2024.06.07
	Dwn	Dgn	YYYY.MM.DD



Client/Project Logo

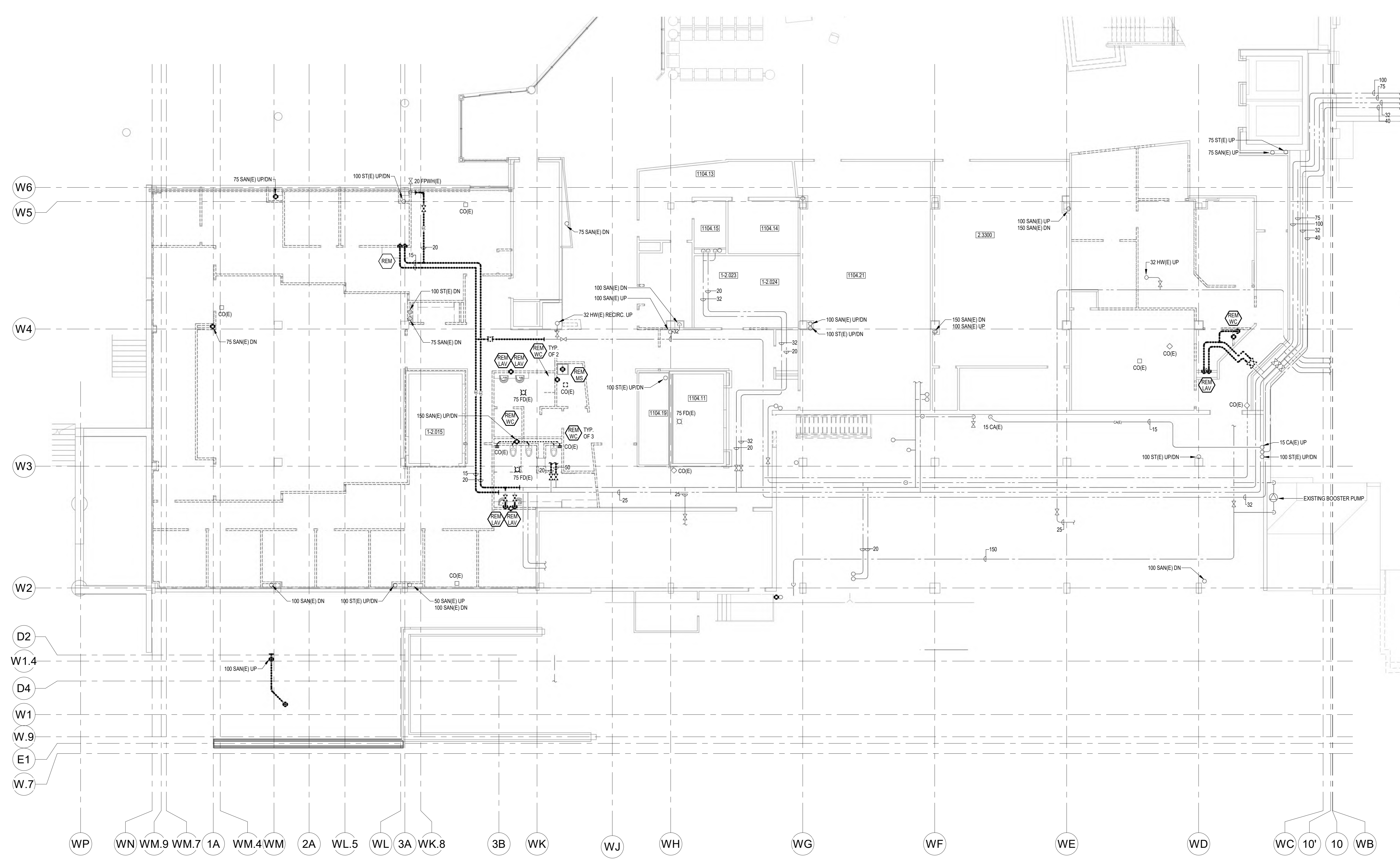
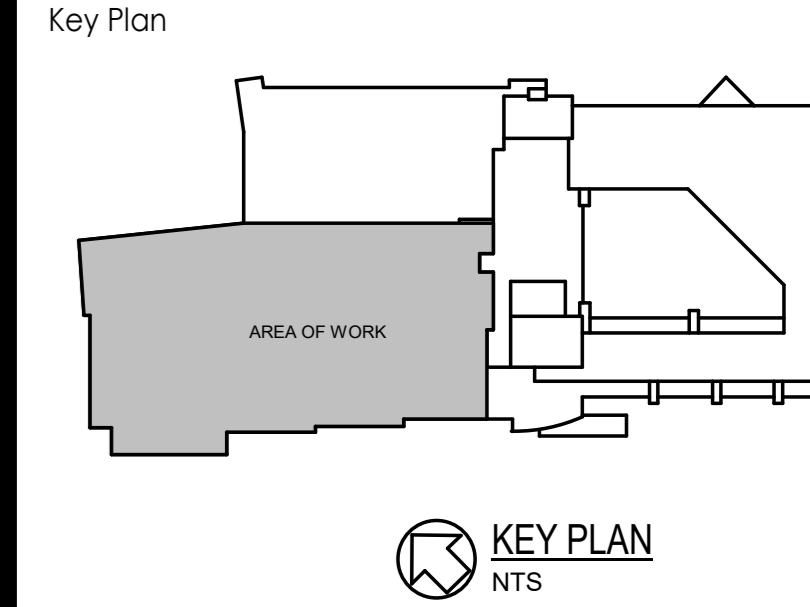
GUELPH
GENERAL HOSPITAL

Client/Project
GUELPH GENERAL HOSPITAL
EMERGENCY MENTAL HEALTH AND
ADDICTIONS SERVICES RELOCATION AND
EMERGENCY DEPARTMENT EXPANSION
115 DELHI ST. GUELPH, ON, N1E 4J4

Title
PHASE 1 - PART LEVEL 1 FLOOR PLAN -
BELOW FLOOR DRAINAGE DEMOLITION

Project No.	Scale
9609	1:100
Revision	Drawing No.
	M901

Copyright Disclaimer
DO NOT SCALE. THE DRAWINGS AND MEASUREMENTS ARE TO BE CHECKED AND VERIFIED ON SITE BY THE CONTRACTOR. ANY DISCREPANCIES ARE TO BE REPORTED TO THE CONSULTANT BEFORE PROCEEDING WITH THE WORK.
COPYRIGHT © ALL RIGHTS RESERVED. DRAWINGS AND RELATED DOCUMENTS ARE THE COPYRIGHT OF THE CONSULTANT AND MUST BE RETURNED UPON REQUEST OR AT THE COMPLETION OF THE WORK. REPRODUCTION OF THESE DRAWINGS OR RELATED DOCUMENTS IN PART OR IN WHOLE BY ELECTRONIC OR MECHANICAL MEANS IS FORBIDDEN BY LAW WITHOUT THE PRIOR WRITTEN PERMISSION OF THE CONSULTANT.



PHASE 1 - PART LEVEL 1 FLOOR PLAN - PLUMBING DEMOLITION
SCALE: 1:100

10	ISSUED FOR TENDER	2024.06.07
9	ISSUED FOR PRE-TENDER	2024.05.27
7	ISSUED FOR BUILDING PERMIT	2024.03.28
6	ISSUED FOR STAGE 1.1 SUBMISSION	2024.03.23
5	ISSUED FOR COSTING AND GSH REVIEW	2023.12.21
4	ISSUED FOR 40% CONSTRUCTION DOCUMENTS	2023.10.26
3	ISSUED FOR 10% SUBMISSION	CAB C-8 2023.06.09
2	ISSUED FOR 30% COSTING AND CLIENT REVIEW	CAB C-8 2023.03.29
1	ISSUED FOR 10% SCHEMATIC DESIGN	CAB C-8 2023.11.09
Issued/Revision		By App'd YYYY.MM.DD
File Name: N/A	EDS: JHE	DRY: 2024.06.07
	Dwn: Dgn: Cht: YYY MM DD	

Permit/Seal

Client/Project Logo

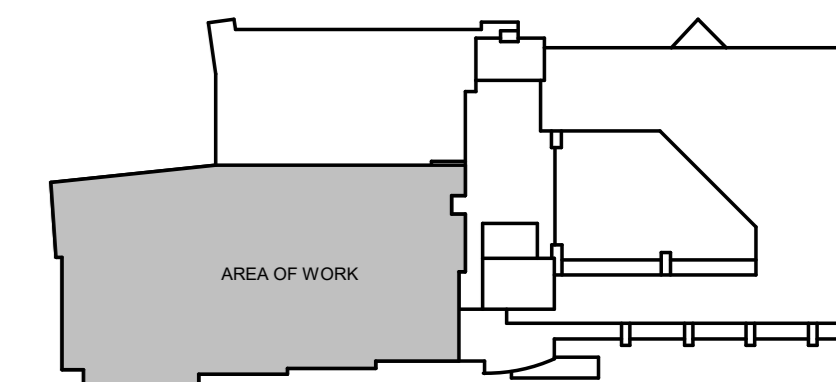
GUELPH GENERAL HOSPITAL
EMERGENCY MENTAL HEALTH AND ADDICTIONS SERVICES RELOCATION AND EMERGENCY DEPARTMENT EXPANSION
115 DELHI ST. GUELPH, ON, N1E 4J4

Title
PHASE 1 - PART LEVEL 1 FLOOR PLAN - PLUMBING DEMOLITION

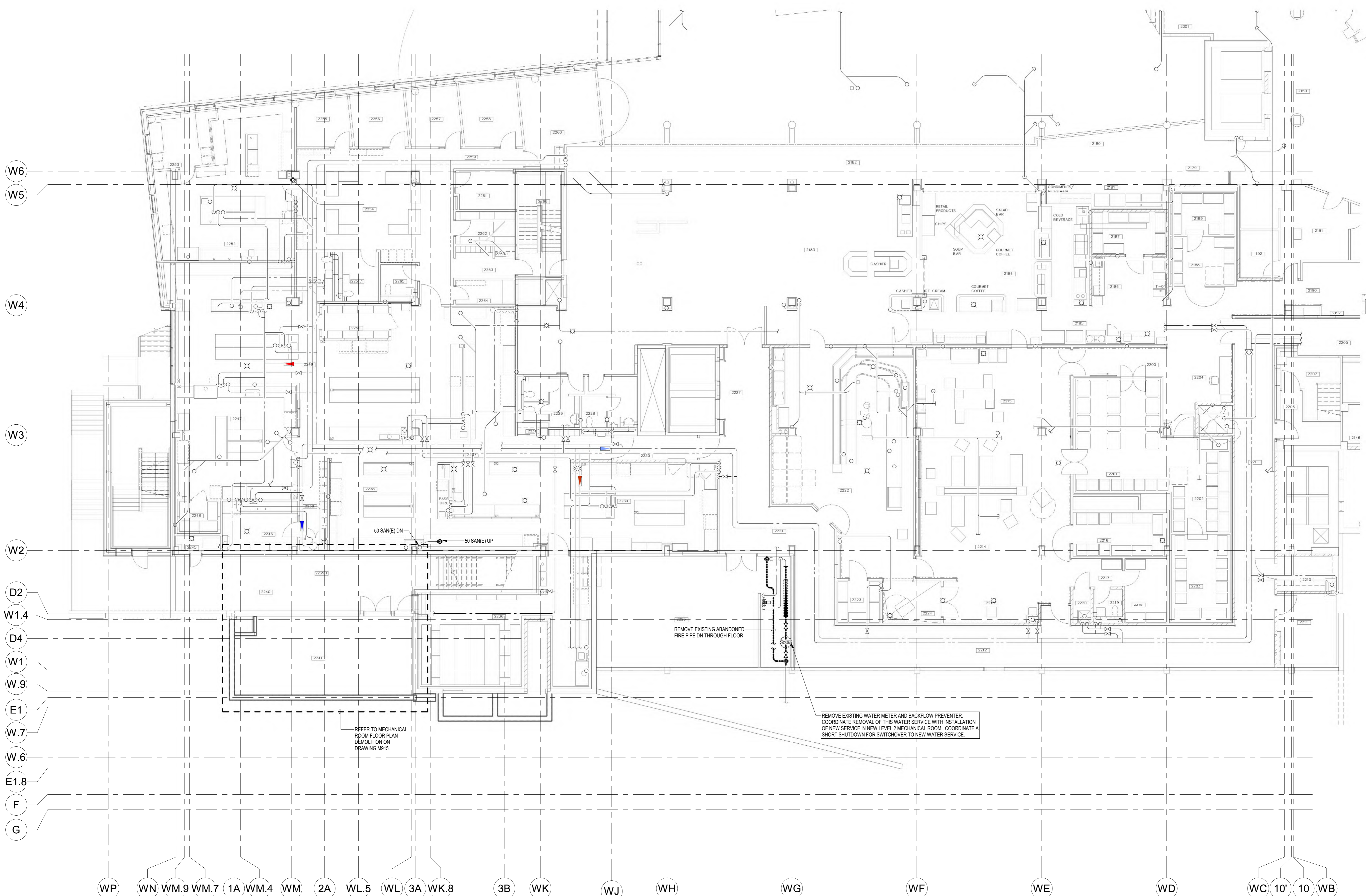
Copyright Disclaimer

DO NOT SCALE THE DRAWINGS. ALL MEASUREMENTS ARE TO BE CHECKED AND VERIFIED ON SITE BY THE CONTRACTOR. ANY DISCREPANCIES ARE TO BE REPORTED TO THE CONSULTANT BEFORE PROCEEDING WITH THE WORK.
COPYRIGHT © ALL RIGHTS RESERVED. DRAWINGS AND RELATED DOCUMENTS ARE THE COPYRIGHT OF THE CONSULTANT AND MUST BE RETURNED UPON REQUEST OR AT THE COMPLETION OF THE WORK. REPRODUCTION OF THESE DRAWINGS OR RELATED DOCUMENTS IN PART OR IN WHOLE BY ELECTRONIC OR MECHANICAL MEANS IS FORBIDDEN BY LAW WITHOUT THE PRIOR WRITTEN PERMISSION OF THE CONSULTANT.

Key Plan



KEY PLAN
NTS



PHASE 1 - PART LEVEL 2 FLOOR PLAN - PLUMBING DEMOLITION
SCALE: 1:100

10	ISSUED FOR TENDER	2024.04.07
9	ISSUED FOR PRE-TENDER	2024.05.27
7	ISSUED FOR BUILDING PERMIT	2024.03.28
6	ISSUED FOR STAGE 1.1 HIGH SUBMISSION	2024.03.23
5	ISSUED FOR COSTING AND GSH REVIEW	2023.12.21
4	ISSUED FOR 20% CONSTRUCTION DOCUMENTS	2023.10.26
3	ISSUED FOR 10% CONSTRUCTION DOCUMENTS	2023.06.09
2	ISSUED FOR 30% COSTING AND CLIENT REVIEW	CAB C-AB 2023.03.29
1	ISSUED FOR 10% SCHEMATIC DESIGN	CAB C-AB 2022.11.02

Issued/Revision	By	App'd	YYYY.MM.DD
File Name: N/A	Author: N/A	Designer: N/A	Checker: 2024.06.07
	Dwn:	Dgn:	CHK: YYYY.MM.DD

Permit/Seal



Client/Project Logo



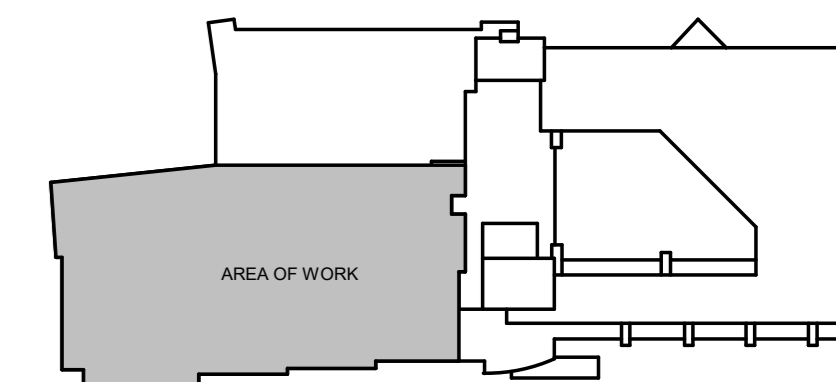
Client/Project
GUELPH GENERAL HOSPITAL
EMERGENCY MENTAL HEALTH AND
ADDICTIONS SERVICES RELOCATION AND
EMERGENCY DEPARTMENT EXPANSION
115 DELHI ST, GUELPH, ON, N1E 4J4

Title
PHASE 1 - PART LEVEL 2 FLOOR PLAN -
PLUMBING DEMOLITION

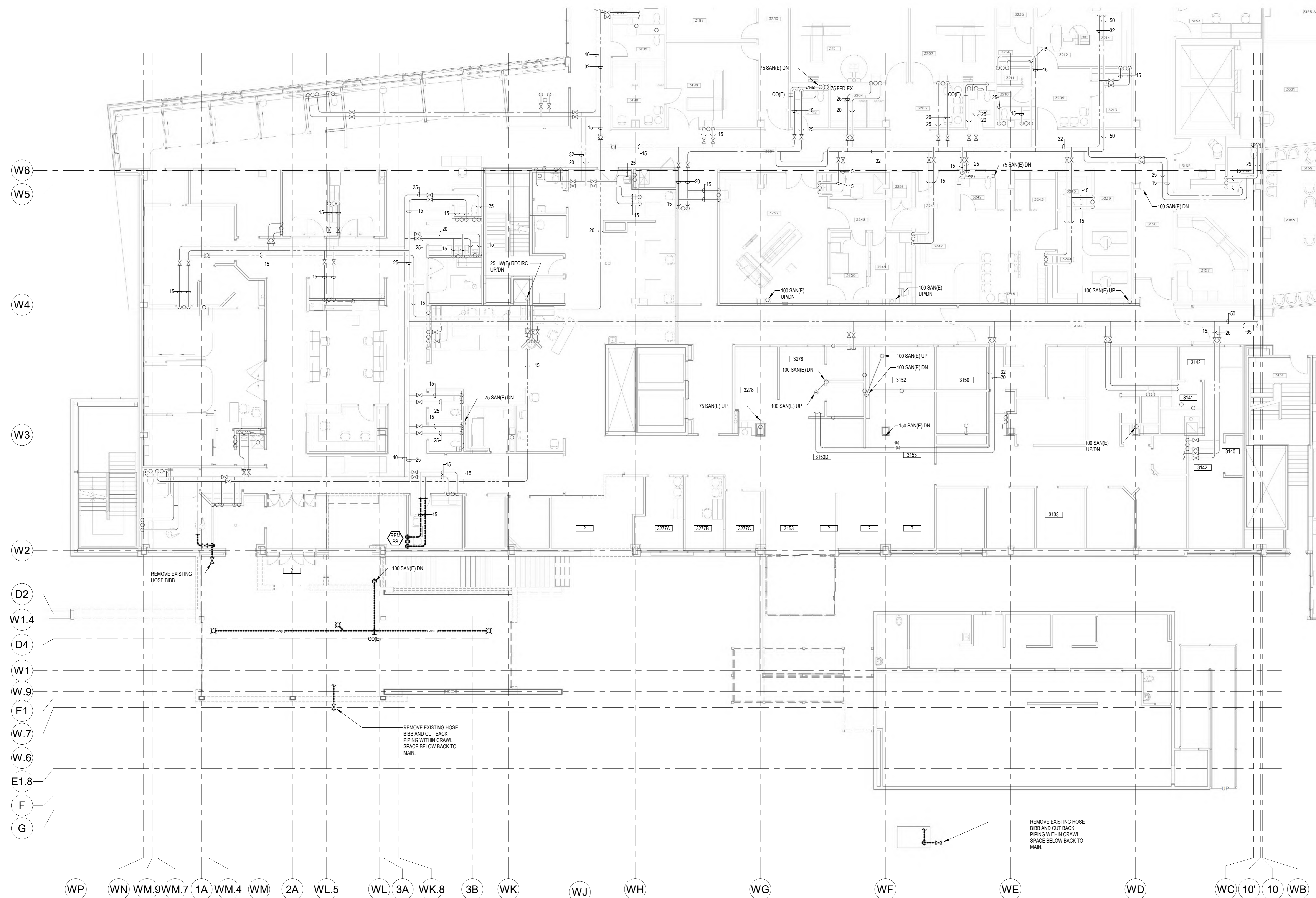
Copyright Disclaimer

DO NOT SCALE THE DRAWINGS. ALL MEASUREMENTS ARE TO BE CHECKED AND VERIFIED ON SITE BY THE CONTRACTOR. ANY DISCREPANCIES ARE TO BE REPORTED TO THE CONSULTANT BEFORE PROCEEDING WITH THE WORK.
COPYRIGHT © ALL RIGHTS RESERVED. DRAWINGS AND RELATED DOCUMENTS ARE THE COPYRIGHT OF THE CONSULTANT AND MUST BE RETURNED UPON REQUEST OR AT THE COMPLETION OF THE WORK. REPRODUCTION OF THESE DRAWINGS OR RELATED DOCUMENTS IN PART OR IN WHOLE BY ELECTRONIC OR MECHANICAL MEANS IS FORBIDDEN BY LAW WITHOUT THE PRIOR WRITTEN PERMISSION OF THE CONSULTANT.

Key Plan



KEY PLAN
NTS



PHASE 1 - PART LEVEL 3 FLOOR PLAN - PLUMBING DEMOLITION
SCALE 1:100

Issue/Revision	By	App'd	YYYY.MM.DD
10	ISSUED FOR TENDER		2024.04.07
9	ISSUED FOR PRE-TENDER		2024.05.27
7	ISSUED FOR BUILDING PERMIT		2024.03.28
6	ISSUED FOR STAGE 1.1 HIGH SUBMISSION		2024.02.23
5	ISSUED FOR COSTING AND GSH REVIEW		2023.12.21
4	ISSUED FOR 42% CONSTRUCTION DOCUMENTS	CAB	2023.10.26
3	ISSUED FOR 40% CONSTRUCTION DOCUMENTS	CAB	2023.06.09
2	ISSUED FOR 30% COSTING AND CLIENT REVIEW	CAB	2023.03.29
1	ISSUED FOR 10% SCHEMATIC DESIGN	CAB	2022.11.02

File Name: N/A EDS JHE DBV 2024.06.07
Dwn Edgn Chkd YYYY.MM.DD

Permit/Seal



Client/Project Logo



Client/Project
GUELPH GENERAL HOSPITAL
EMERGENCY MENTAL HEALTH AND
ADDICTIONS SERVICES RELOCATION AND
EMERGENCY DEPARTMENT EXPANSION
115 DELHI ST, GUELPH, ON, N1E 4J4

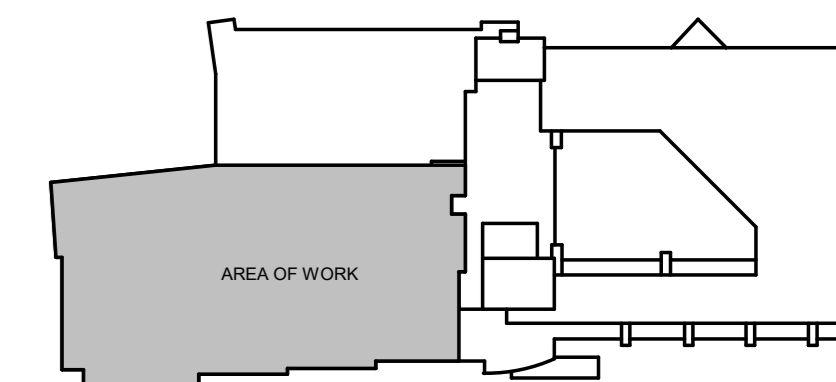
Title
PHASE 1 - PART LEVEL 3 FLOOR PLAN -
PLUMBING DEMOLITION

Project No. 9609 Scale 1:100
Revision Drawing No. M904
10

Copyright Disclaimer

DO NOT SCALE THE DRAWINGS. ALL MEASUREMENTS ARE TO BE CHECKED AND VERIFIED ON SITE BY THE CONTRACTOR. ANY DISCREPANCIES ARE TO BE REPORTED TO THE CONSULTANT BEFORE PROCEEDING WITH THE WORK.
COPYRIGHT © ALL RIGHTS RESERVED. DRAWINGS AND RELATED DOCUMENTS ARE THE COPYRIGHT OF THE CONSULTANT AND MUST BE RETURNED UPON REQUEST OR AT THE COMPLETION OF THE WORK. REPRODUCTION OF THESE DRAWINGS OR RELATED DOCUMENTS IN PART OR IN WHOLE BY ELECTRONIC OR MECHANICAL MEANS IS FORBIDDEN BY LAW WITHOUT THE PRIOR WRITTEN PERMISSION OF THE CONSULTANT.

Key Plan



KEY PLAN
NTS



PHASE 1 - PART LEVEL 1 FLOOR PLAN - FIRE PROTECTION DEMOLITION
SCALE: 1:100

10	ISSUED FOR TENDER	2024.06.07
9	ISSUED FOR PRE-TENDER	2024.05.27
7	ISSUED FOR BUILDING PERMIT	2024.03.28
6	ISSUED FOR STAGE 1.1 HIGH SUBMISSION	2024.02.23
5	ISSUED FOR COSTING AND GSH REVIEW	2023.12.21
4	ISSUED FOR 42% CONSTRUCTION DOCUMENTS	2023.10.26
3	ISSUED FOR 40% STAGE 1.2 SUBMISSION	C48 - C48 2023.06.09
2	ISSUED FOR 30% COSTING AND CLIENT REVIEW	C48 - C48 2023.03.29
1	ISSUED FOR 10% SCHEMATIC DESIGN	C48 - C48 2023.01.09

Issued/Revision	By	App'd	YYYY.MM.DD
File Name: N/A	EDS	JHE	2024.06.07
	Dwn	Dgn	Chk'd



Client/Project Logo

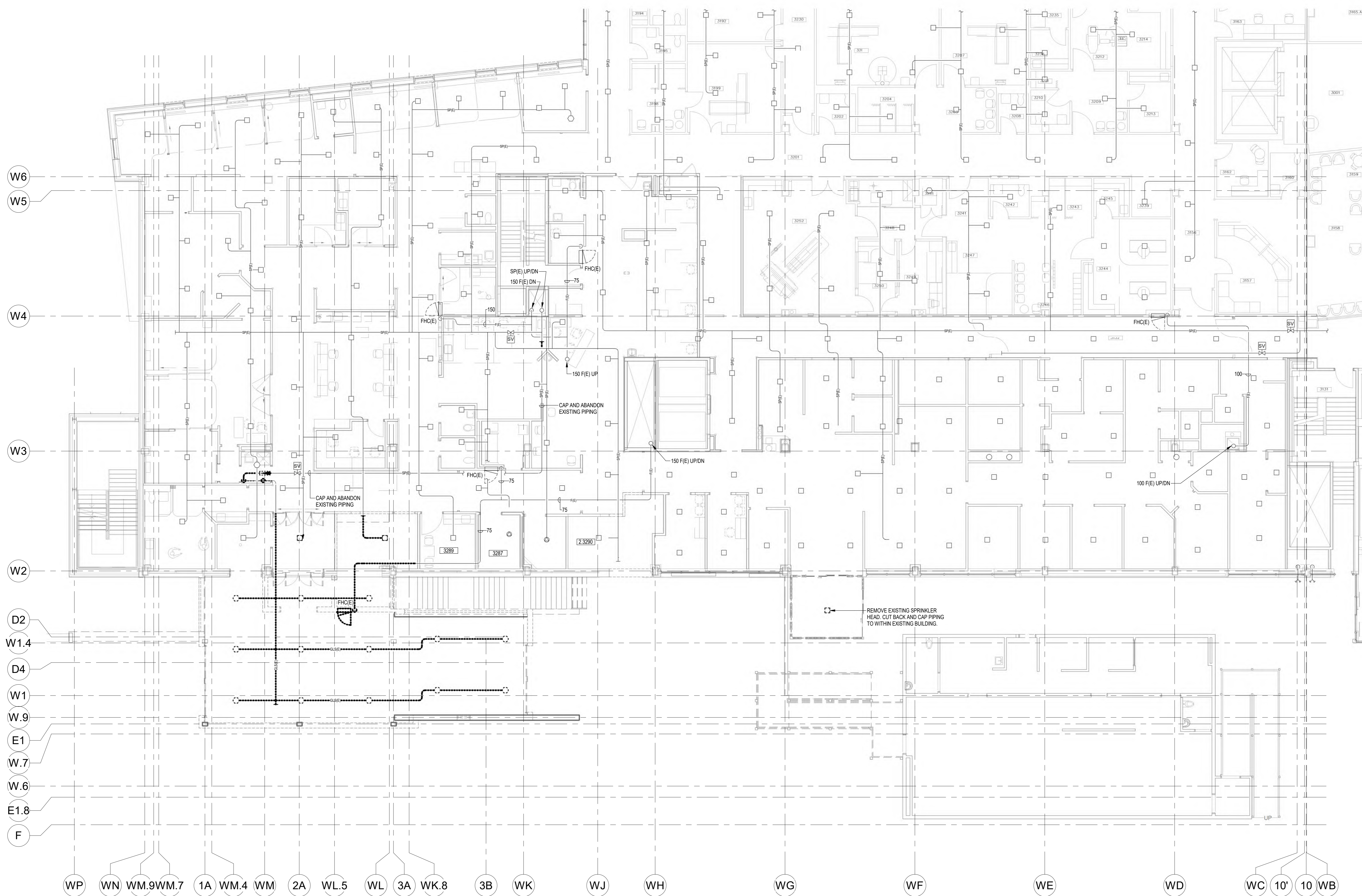
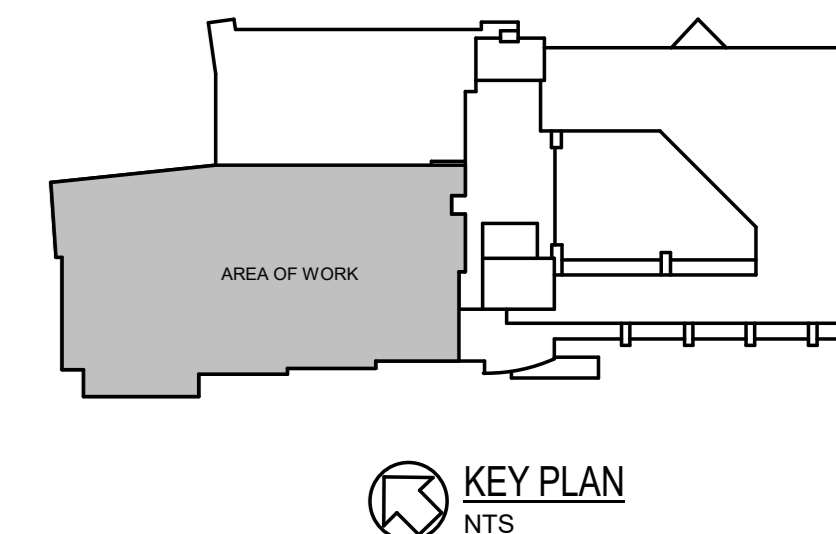
GUELPH GENERAL HOSPITAL
EMERGENCY MENTAL HEALTH AND ADDICTIONS SERVICES RELOCATION AND EMERGENCY DEPARTMENT EXPANSION
115 DELHI ST, GUELPH, ON, N1E 4J4

Title
PHASE 1 - PART LEVEL 1 FLOOR PLAN - FIRE PROTECTION DEMOLITION

Copyright Disclaimer

DO NOT SCALE THE DRAWINGS. ALL MEASUREMENTS ARE TO BE CHECKED AND VERIFIED ON SITE BY THE CONTRACTOR. ANY DISCREPANCIES ARE TO BE REPORTED TO THE CONSULTANT BEFORE PROCEEDING WITH THE WORK.
COPYRIGHT © ALL RIGHTS RESERVED. DRAWINGS AND RELATED DOCUMENTS ARE THE COPYRIGHT OF THE CONSULTANT AND MUST BE RETURNED UPON REQUEST OR AT THE COMPLETION OF THE WORK. REPRODUCTION OF THESE DRAWINGS OR RELATED DOCUMENTS IN PART OR IN WHOLE BY ELECTRONIC OR MECHANICAL MEANS IS FORBIDDEN BY LAW WITHOUT THE PRIOR WRITTEN PERMISSION OF THE CONSULTANT.

Key Plan



10	ISSUED FOR TENDER		2024.06.07
9	ISSUED FOR PRE-TENDER		2024.05.27
7	ISSUED FOR BUILDING PERMIT		2024.03.28
6	ISSUED FOR STAGE 1.1 HIGH SUBMISSION		2024.03.23
5	ISSUED FOR COSTING AND GSH REVIEW		2023.12.21
4	ISSUED FOR 42% CONSTRUCTION DOCUMENTS		2023.10.26
3	ISSUED FOR 10% STAGE 1.2 SUBMISSION	C48	2023.06.09
2	ISSUED FOR 30% COSTING AND CLIENT REVIEW	C48	2023.03.29
1	ISSUED FOR 10% SCHEMATIC DESIGN	C48	2022.11.02
Issued/Revision		By	App'd
File Name: N/A		EDS	JHE
		Dwn	Chk'd

Permit/Seal



Client/Project Logo



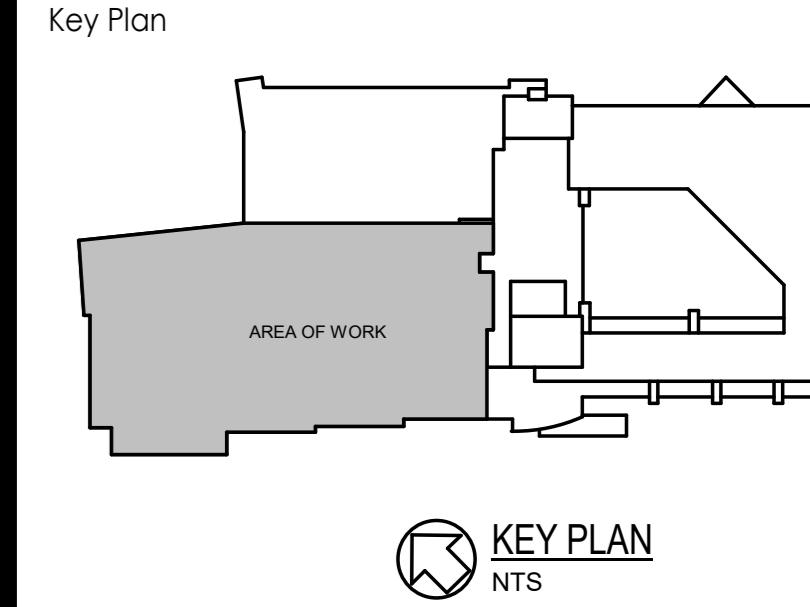
Client/Project
GUELPH GENERAL HOSPITAL
EMERGENCY MENTAL HEALTH AND
ADDICTIONS SERVICES RELOCATION AND
EMERGENCY DEPARTMENT EXPANSION
1115 DELHI ST, GUELPH, ON, N1E 4J4

Title
PHASE 1 - PART LEVEL 3 FLOOR PLAN -
FIRE PROTECTION DEMOLITION

Project No. 74609 Scale 1:100
Revision Drawing No. M906

PHASE 1 - PART LEVEL 3 FLOOR PLAN - FIRE PROTECTION DEMOLITION
SCALE: 1:100

Copyright Disclaimer
DO NOT SCALE THE DRAWINGS. ALL MEASUREMENTS ARE TO BE CHECKED AND VERIFIED ON SITE BY THE CONTRACTOR. ANY DISCREPANCIES ARE TO BE REPORTED TO THE CONSULTANT BEFORE PROCEEDING WITH THE WORK.
COPYRIGHT © ALL RIGHTS RESERVED. DRAWINGS AND RELATED DOCUMENTS ARE THE COPYRIGHT OF THE CONSULTANT AND MUST BE RETURNED UPON REQUEST OR AT THE COMPLETION OF THE WORK. REPRODUCTION OF THESE DRAWINGS OR RELATED DOCUMENTS IN PART OR IN WHOLE BY ELECTRONIC OR MECHANICAL MEANS IS FORBIDDEN BY LAW WITHOUT THE PRIOR WRITTEN PERMISSION OF THE CONSULTANT.



PHASE 1 - PART LEVEL 3 FLOOR PLAN - MEDICAL GAS DEMOLITION
SCALE: 1:100

Issued/Revision	By	App'd	YYYY.MM.DD
10	ISSUED FOR TENDER		2024.06.07
9	ISSUED FOR PRE-TENDER		2024.05.27
7	ISSUED FOR BUILDING PERMIT		2024.03.28
6	ISSUED FOR STAGE 1.1 HIGH SUBMISSION		2024.03.23
5	ISSUED FOR COSTING AND GSH REVIEW		2023.12.21
4	ISSUED FOR 42% CONSTRUCTION DOCUMENTS	CAB	2023.10.26
3	ISSUED FOR 42% SUBMISSION	CAB	2023.09.09
2	ISSUED FOR 30% COSTING AND CLIENT REVIEW	CAB	2023.03.29
1	ISSUED FOR 30% SCHEMATIC DESIGN	CAB	2022.11.02

File Name: N/A EDS JHE DBV 2024.06.07
Dwn Dgn Chkd YYYY.MM.DD



Client/Project Logo

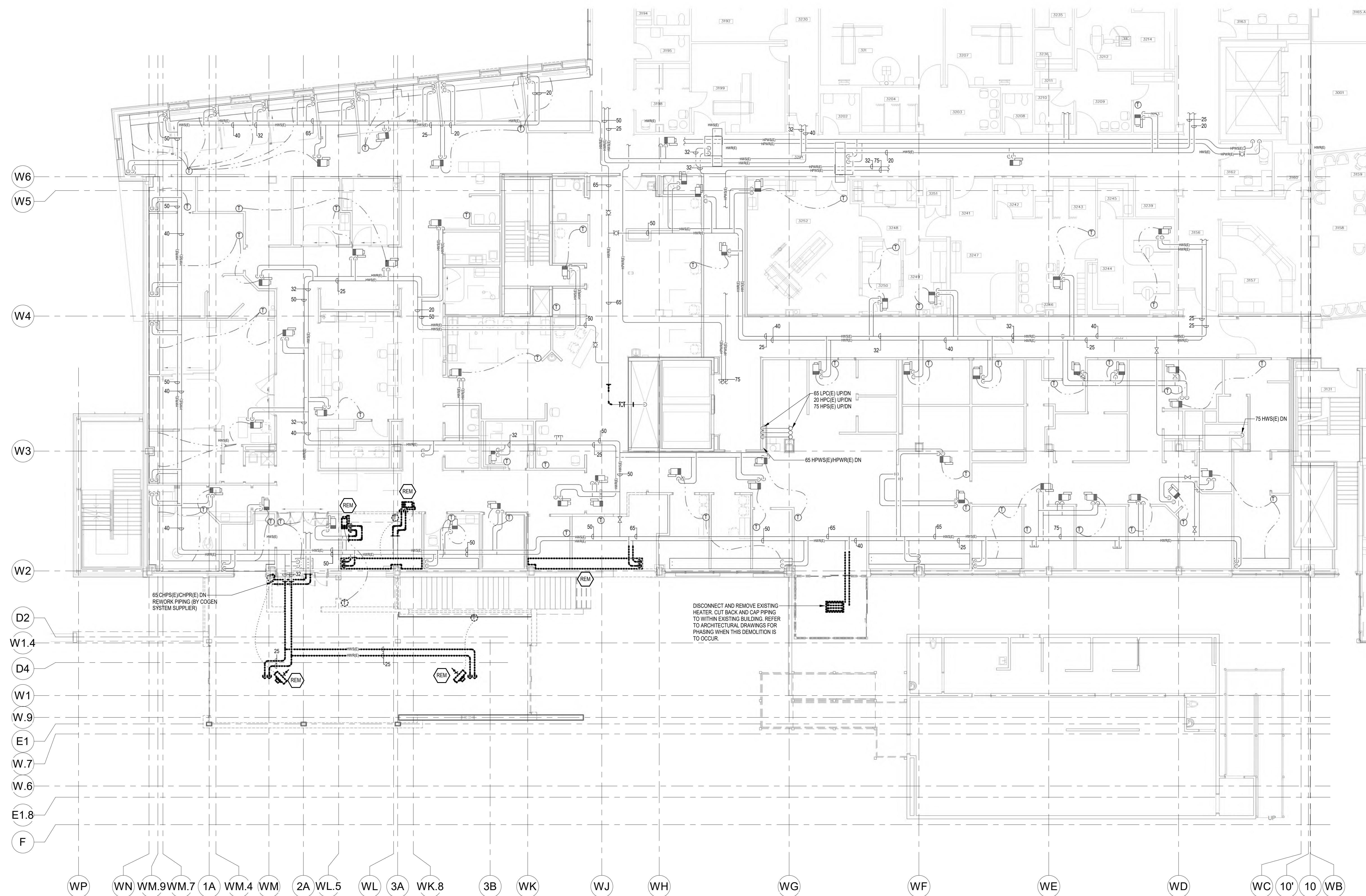
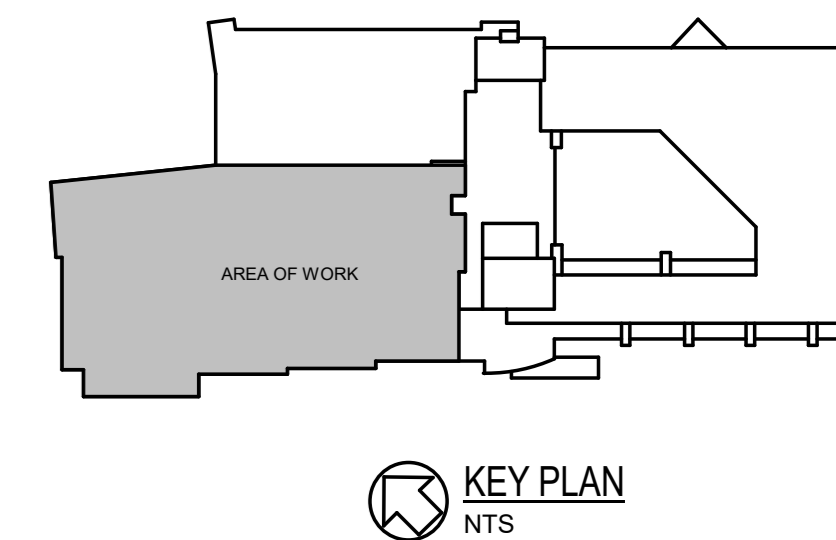
Client/Project
GUELPH GENERAL HOSPITAL
EMERGENCY MENTAL HEALTH AND
ADDICTIONS SERVICES RELOCATION AND
EMERGENCY DEPARTMENT EXPANSION
115 DELHI ST. GUELPH, ON, N1E 4J4

Title
PHASE 1 - PART LEVEL 3 FLOOR PLAN -
MEDICAL GAS DEMOLITION

Copyright Disclaimer

DO NOT SCALE THE DRAWINGS. ALL MEASUREMENTS ARE TO BE CHECKED AND VERIFIED ON SITE BY THE CONTRACTOR. ANY DISCREPANCIES ARE TO BE REPORTED TO THE CONSULTANT BEFORE PROCEEDING WITH THE WORK.
COPYRIGHT © ALL RIGHTS RESERVED. DRAWINGS AND RELATED DOCUMENTS ARE THE COPYRIGHT OF THE CONSULTANT AND MUST BE RETURNED UPON REQUEST OR AT THE COMPLETION OF THE WORK. REPRODUCTION OF THESE DRAWINGS OR RELATED DOCUMENTS IN PART OR IN WHOLE BY ELECTRONIC OR MECHANICAL MEANS IS FORBIDDEN BY LAW WITHOUT THE PRIOR WRITTEN PERMISSION OF THE CONSULTANT.

Key Plan



10	ISSUED FOR TENDER	2024.04.07
9	ISSUED FOR PRE-TENDER	2024.05.27
7	ISSUED FOR BUILDING PERMIT	2024.03.28
6	ISSUED FOR STAGE 1.1 HIGH SUBMISSION	2024.03.23
5	ISSUED FOR COSTING AND GSH REVIEW	2023.12.21
4	ISSUED FOR 42% CONSTRUCTION DOCUMENTS	2023.10.26
3	ISSUED FOR ARCHITECTURE SUBMISSION	2023.06.09
2	ISSUED FOR 30% COSTING AND CLIENT REVIEW	C48 C48 2023.03.29
1	ISSUED FOR 10% SCHEMATIC DESIGN	C48 C48 2023.11.02

Issued/Revision By App'd YYYY.MM.DD

File Name: N/A EDS JHE DBV 2024.06.07
Dwn: Dgns: Chks: YYYY.MM.DD



Client/Project Logo

GUELPH
GENERAL HOSPITAL

Client/Project
GUELPH GENERAL HOSPITAL
EMERGENCY MENTAL HEALTH AND
ADDICTIONS SERVICES RELOCATION AND
EMERGENCY DEPARTMENT EXPANSION
115 DELHI ST. GUELPH, ON, N1E 4J4

Title
PHASE 1 - PART LEVEL 3 FLOOR PLAN -
HEATING DEMOLITION

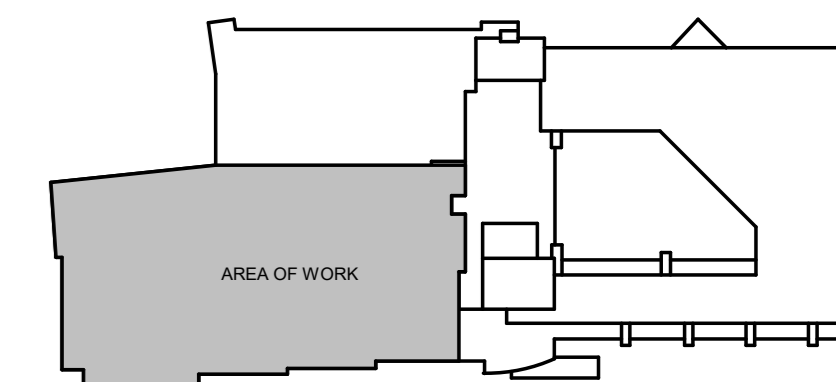
Project No. 9609 Scale 1:100
Revision Drawing No. M909
10

PHASE 1 - PART LEVEL 3 FLOOR PLAN - HEATING DEMOLITION
SCALE 1:100

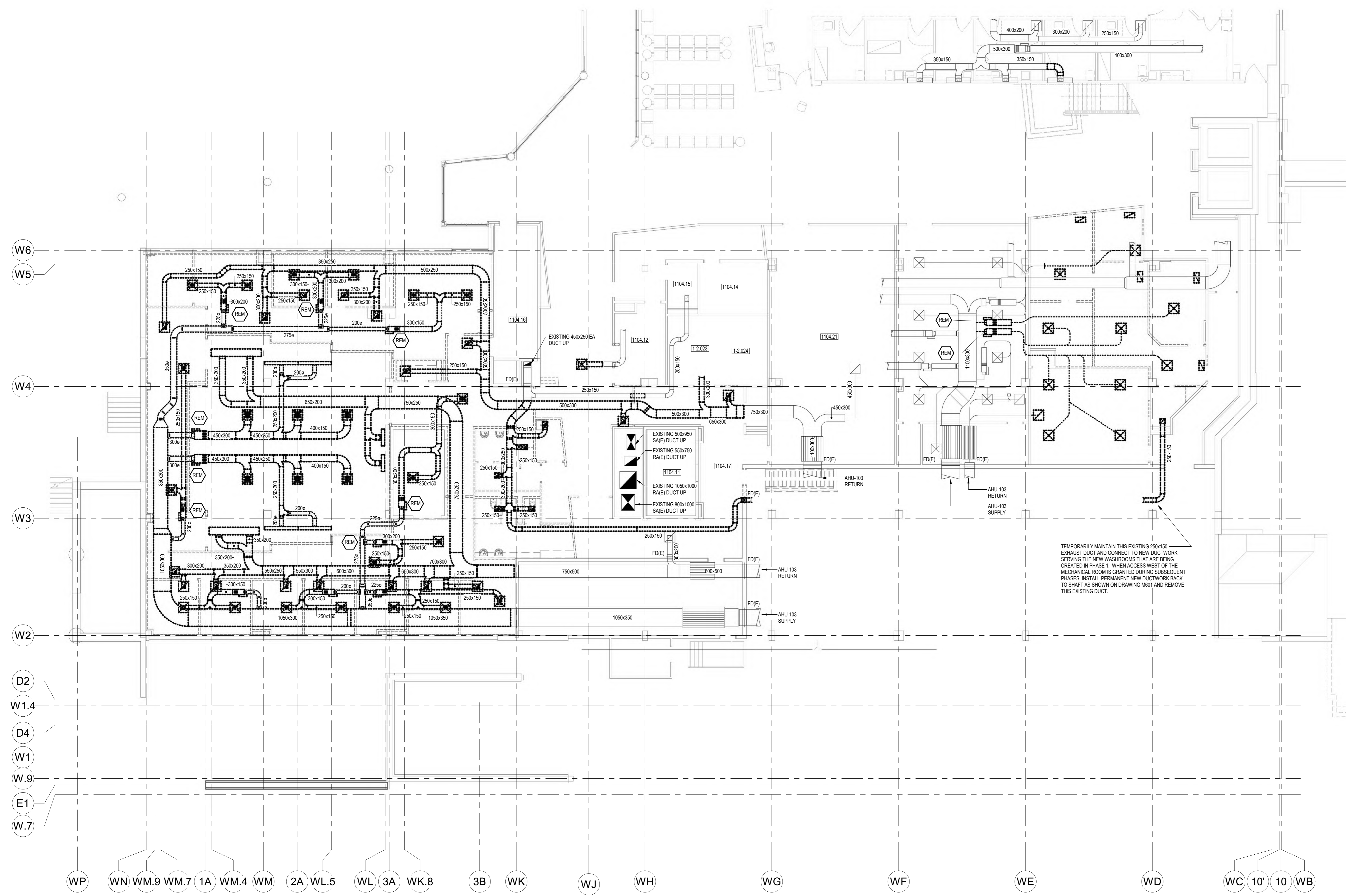
Copyright Disclaimer

DO NOT SCALE THE DRAWINGS. ALL MEASUREMENTS ARE TO BE CHECKED AND VERIFIED ON SITE BY THE CONTRACTOR. ANY DISCREPANCIES ARE TO BE REPORTED TO THE CONSULTANT BEFORE PROCEEDING WITH THE WORK.
COPYRIGHT © ALL RIGHTS RESERVED. DRAWINGS AND RELATED DOCUMENTS ARE THE COPYRIGHT OF THE CONSULTANT AND MUST BE RETURNED UPON REQUEST OR AT THE COMPLETION OF THE WORK. REPRODUCTION OF THESE DRAWINGS OR RELATED DOCUMENTS IN PART OR IN WHOLE BY ELECTRONIC OR MECHANICAL MEANS IS FORBIDDEN BY LAW WITHOUT THE PRIOR WRITTEN PERMISSION OF THE CONSULTANT.

Key Plan



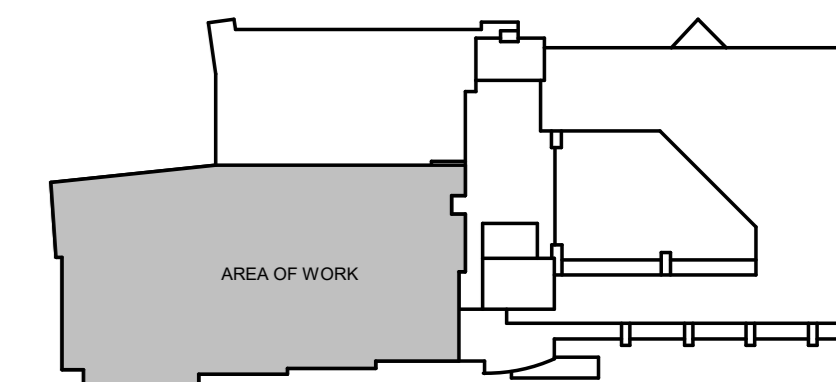
KEY PLAN
NTS



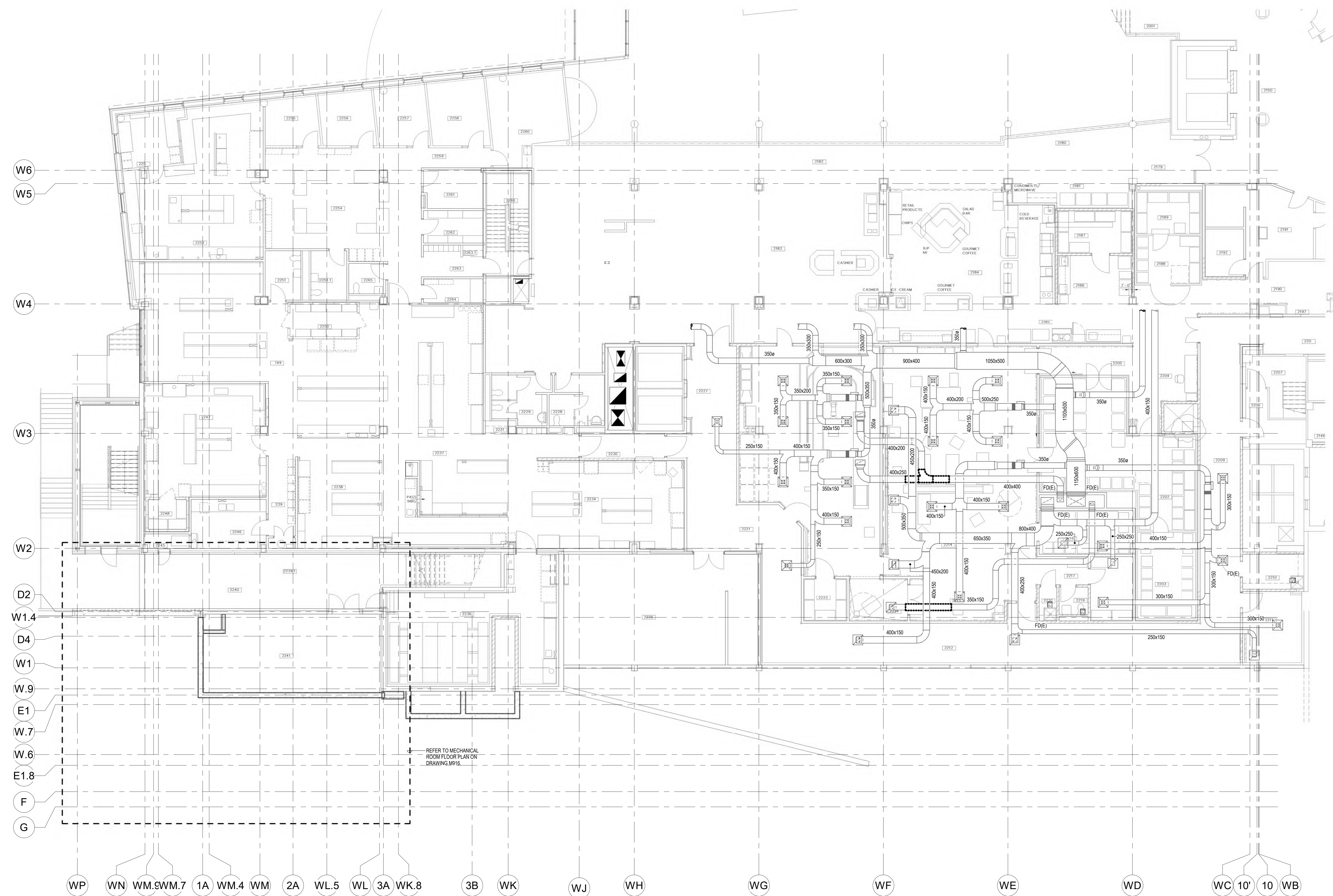
Copyright Disclaimer

DO NOT SCALE THE DRAWINGS. ALL MEASUREMENTS ARE TO BE CHECKED AND VERIFIED ON SITE BY THE CONTRACTOR. ANY DISCREPANCIES ARE TO BE REPORTED TO THE CONSULTANT BEFORE PROCEEDING WITH THE WORK.
COPYRIGHT © ALL RIGHTS RESERVED. DRAWINGS AND RELATED DOCUMENTS ARE THE COPYRIGHT OF THE CONSULTANT AND MUST BE RETURNED UPON REQUEST OR AT THE COMPLETION OF THE WORK. REPRODUCTION OF THESE DRAWINGS OR RELATED DOCUMENTS IN PART OR IN WHOLE BY ELECTRONIC OR MECHANICAL MEANS IS FORBIDDEN BY LAW WITHOUT THE PRIOR WRITTEN PERMISSION OF THE CONSULTANT.

Key Plan



KEY PLAN
NTS



PHASE 1 - PART LEVEL 2 FLOOR PLAN - AIR DISTRIBUTION DEMOLITION
SCALE 1:100

Issued/Revision	By	App'd	YYYY-MM-DD
10	ISSUED FOR TENDER		2024-06-07
9	ISSUED FOR PRE TENDER		2024-05-27
7	ISSUED FOR BIDDING PERMIT		2024-03-09
6	ISSUED FOR STAGE 2 3 MONTH SUBMISSION		2024-02-23
5	ISSUED FOR COSTING AND GCN REVIEW		2023-12-21

File Name: N/A EDS JHE DBV 2024-06-07
Dwn: Edgn: Chkd: YYYY-MM-DD



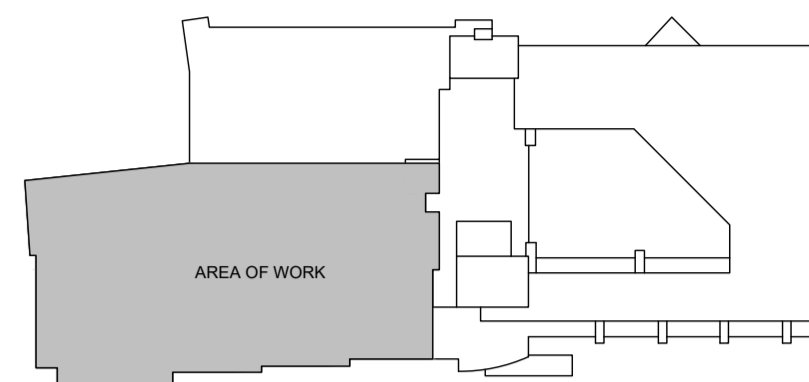
Client/Project
GUELPH GENERAL HOSPITAL
EMERGENCY MENTAL HEALTH AND ADDICTIONS SERVICES RELOCATION AND EMERGENCY DEPARTMENT EXPANSION
115 DELHI ST. GUELPH, ON, N1E 4J4

Title
PHASE 1 - PART LEVEL 2 FLOOR PLAN - AIR DISTRIBUTION DEMOLITION

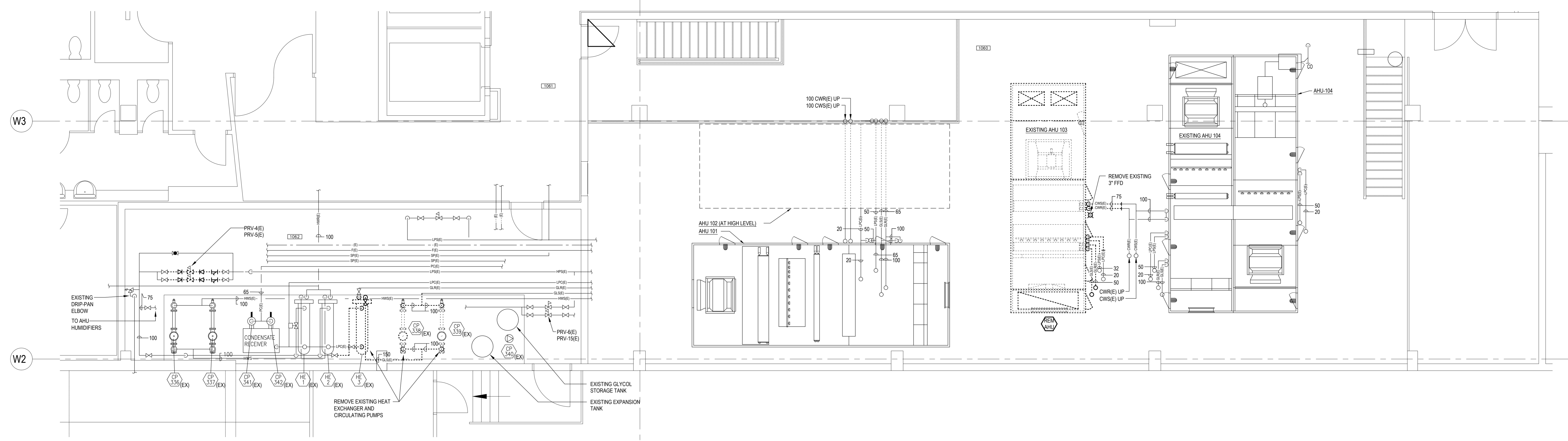
Copyright Disclaimer

DO NOT SCALE THE DRAWINGS. ALL MEASUREMENTS ARE TO BE CHECKED AND VERIFIED ON SITE BY THE CONTRACTOR. ANY DISCREPANCIES ARE TO BE REPORTED TO THE CONSULTANT BEFORE PROCEEDING WITH THE WORK. COPYRIGHT © ALL RIGHTS RESERVED. DRAWINGS AND RELATED DOCUMENTS ARE THE PROPERTY OF THE CONSULTANT AND MUST BE RETURNED UPON REQUEST OR AT THE COMPLETION OF THE WORK. REPRODUCTION OF THESE DRAWINGS OR RELATED DOCUMENTS IN PART OR IN WHOLE BY ELECTRONIC OR MECHANICAL MEANS IS FORBIDDEN BY LAW WITHOUT THE PRIOR WRITTEN PERMISSION OF THE CONSULTANT.

Key Plan



KEY PLAN
NTS

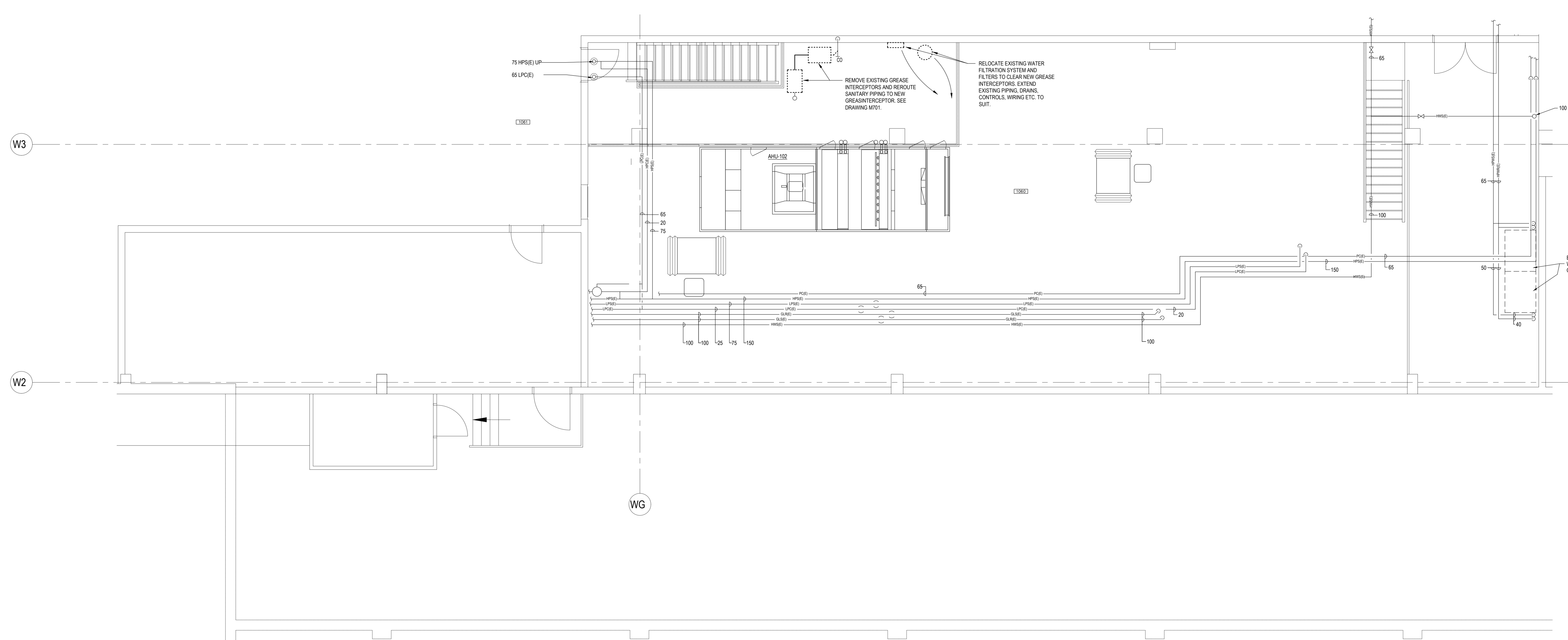


**LEVEL 1 MECHANICAL ROOM LOWER
PLUMBING AND HEATING DEMOLITION**

SCALE: 1:50

NOTES:

1. REFER TO PHASING NOTES & DETAILS ON DRAWING M702 FOR THE TIMING OF DEMOLITION ON THIS DRAWING.



**LEVEL 1 WEST MECHANICAL ROOM UPPER
PLUMBING AND HEATING DEMOLITION**

SCALE: 1/8"=1'-0"

Issue/Revision	By	App'd	YYYY-MM-DD
9			2024.06.07
8			2024.05.27
7			2024.03.26
6			2024.02.23
5			2023.12.21
4			2023.10.26
3			2023.06.09
2			2023.03.29
1			2022.11.02

Issue/Revision: 9, 8, 7, 6, 5, 4, 3, 2, 1
By: [Blank]
App'd: [Blank]
YYYY-MM-DD: 2024.06.07

Permit/Seal: [Blank]



Client/Project Logo



Client/Project
GUELPH GENERAL HOSPITAL
EMERGENCY MENTAL HEALTH AND
ADDICTIONS SERVICES RELOCATION AND
EMERGENCY DEPARTMENT EXPANSION
115 DELHI ST. GUELPH, ON, N1E 4J4

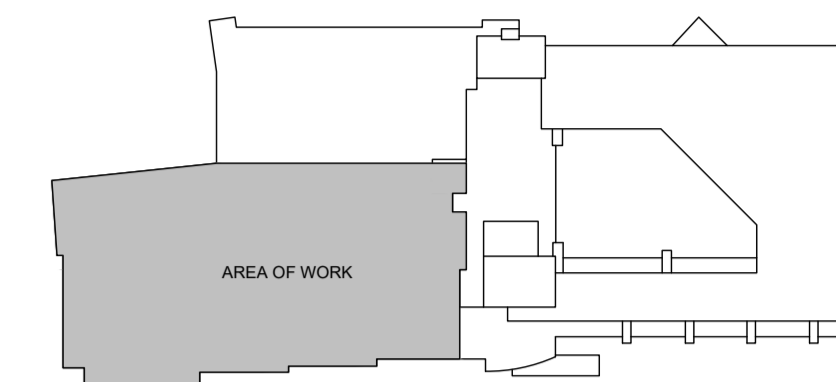
Title
LEVEL 1 MECHANICAL ROOM
PLUMBING & HEATING DEMOLITION

Project No. 9409
Revision [Blank]
Scale AS NOTED
Drawing No. M913

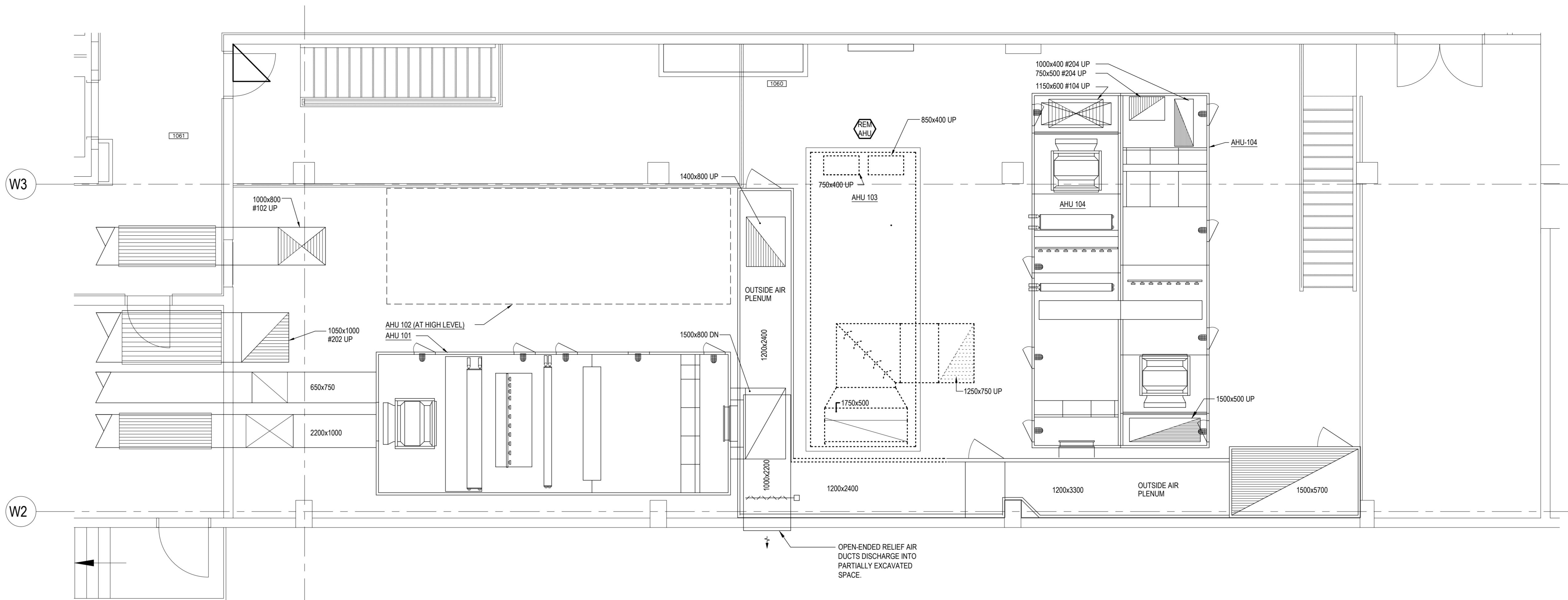
Copyright Disclaimer

DO NOT SCALE THE DRAWINGS. ALL MEASUREMENTS ARE TO BE CHECKED AND VERIFIED ON SITE BY THE CONTRACTOR. ANY DISCREPANCIES ARE TO BE REPORTED TO THE CONSULTANT BEFORE PROCEEDING WITH THE WORK. COPYRIGHT © ALL RIGHTS RESERVED. DRAWINGS AND RELATED DOCUMENTS ARE THE COPYRIGHT OF THE CONSULTANT AND MUST BE RETURNED UPON REQUEST OR AT THE COMPLETION OF THE WORK. REPRODUCTION OF THESE DRAWINGS OR RELATED DOCUMENTS IN PART OR IN WHOLE BY ELECTRONIC OR MECHANICAL MEANS IS FORBIDDEN BY LAW WITHOUT THE PRIOR WRITTEN PERMISSION OF THE CONSULTANT.

Key Plan



KEY PLAN
NTS

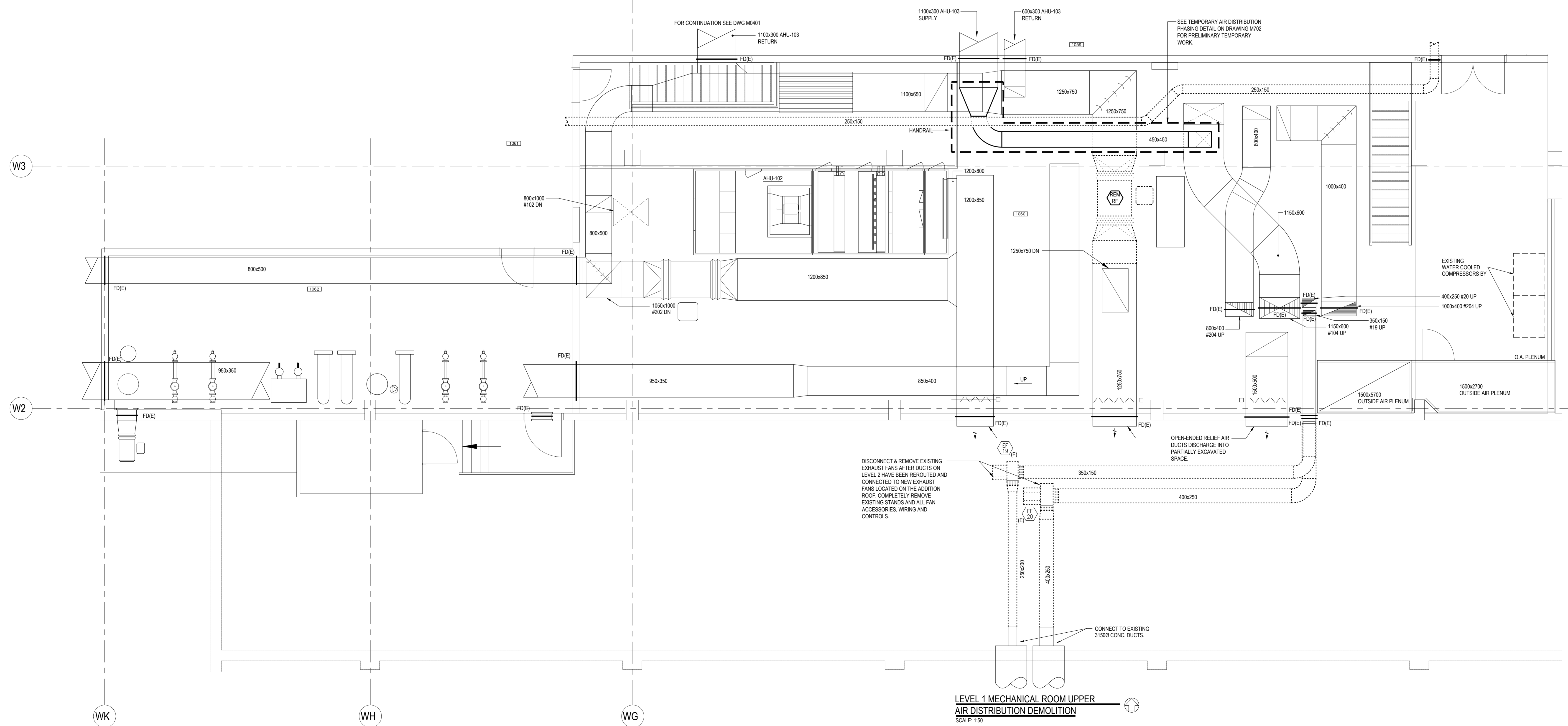


**LEVEL 1 MECHANICAL ROOM LOWER
AIR DISTRIBUTION DEMOLITION**

SCALE: 1:50

NOTES:

1. REFER TO PHASING NOTES & DETAILS ON DRAWING M702 FOR THE TIMING OF DEMOLITION ON THIS DRAWING.



**LEVEL 1 MECHANICAL ROOM UPPER
AIR DISTRIBUTION DEMOLITION**

SCALE: 1:50

NOTES:

1. REFER TO PHASING NOTES & DETAILS ON DRAWING M702 FOR THE TIMING OF DEMOLITION ON THIS DRAWING.

Issued/Revision	By	App'd	YYYY-MM-DD
9			2024.06.07
8			2024.05.27
7			2024.03.26
6			2024.02.23
5			2023.12.21
4			2023.10.26
3			2023.06.09
2			2023.03.29
1			2022.11.02

Permit/Seal



Client/Project Logo



Client/Project
GUELPH GENERAL HOSPITAL
EMERGENCY MENTAL HEALTH AND ADDICTIONS SERVICES RELOCATION AND EMERGENCY DEPARTMENT EXPANSION
115 DELHI ST. GUELPH, ON, N1E 4J4

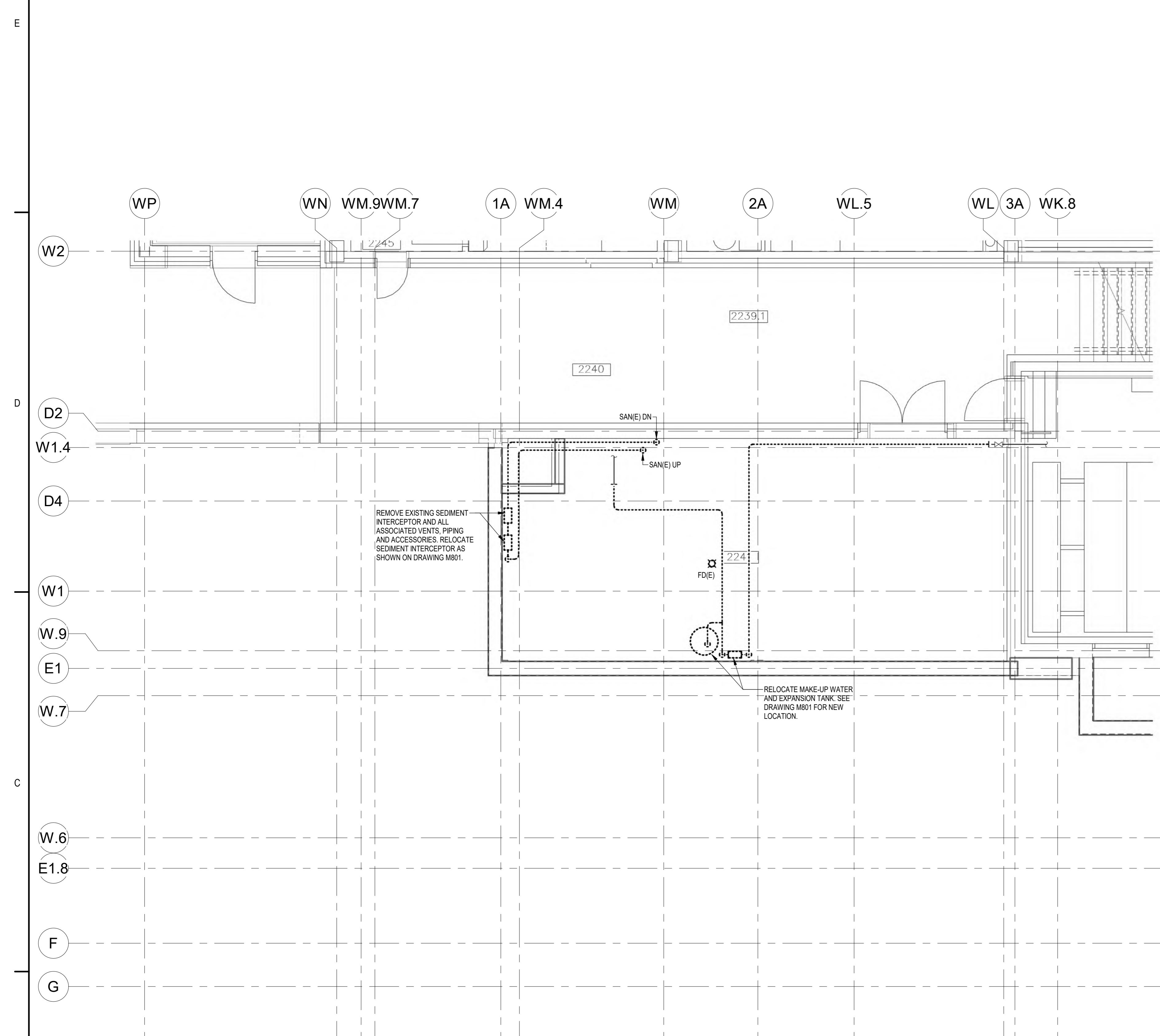
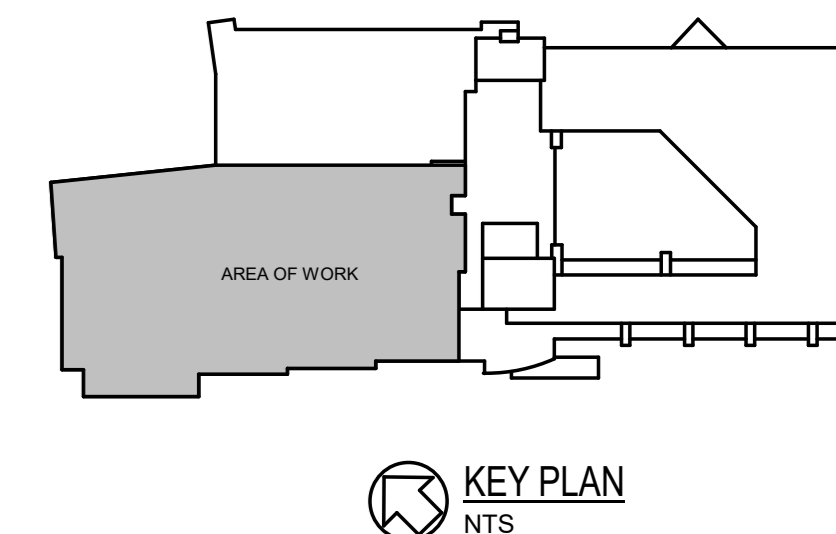
Title
LEVEL 1 MECHANICAL ROOM AIR DISTRIBUTION DEMOLITION

Project No. 9409
Revision
Scale AS NOTED
Drawing No. M914

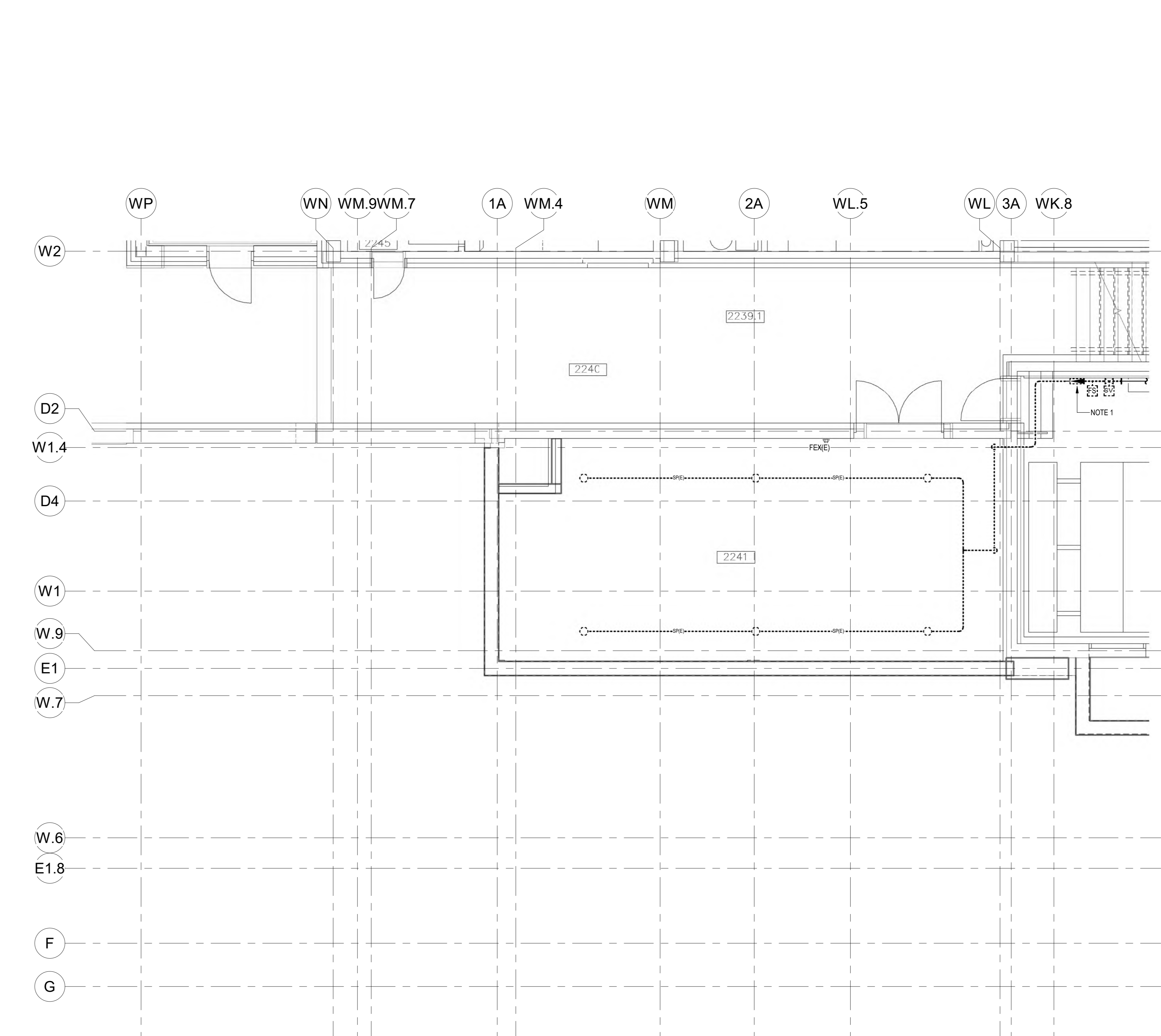
Copyright Disclaimer

DO NOT SCALE THE DRAWINGS. ALL MEASUREMENTS ARE TO BE CHECKED AND VERIFIED ON SITE BY THE CONTRACTOR. ANY DISCREPANCIES ARE TO BE REPORTED TO THE CONSULTANT BEFORE PROCEEDING WITH THE WORK.
COPYRIGHT © ALL RIGHTS RESERVED. DRAWINGS AND RELATED DOCUMENTS ARE THE COPYRIGHT OF THE CONSULTANT AND MUST BE RETURNED UPON REQUEST OR AT THE COMPLETION OF THE WORK. REPRODUCTION OF THESE DRAWINGS OR RELATED DOCUMENTS IN PART OR IN WHOLE BY ELECTRONIC OR MECHANICAL MEANS IS FORBIDDEN BY LAW WITHOUT THE PRIOR WRITTEN PERMISSION OF THE CONSULTANT.

Key Plan



LEVEL 2 MECHANICAL ROOM - PLUMBING DEMOLITION
SCALE: 1:50



LEVEL 2 MECHANICAL ROOM - FIRE PROTECTION DEMOLITION
SCALE: 1:50

- NOTES:
- DISCONNECT & REMOVE EXISTING BACKFLOW PREVENTER AND ASSOCIATED GLYCOL TANK AND ALL ACCESSORIES. DRAIN AND DISPOSE OF ALL GLYCOL IN THE EXISTING PIPING.

10	ISSUED FOR TENDER	2024.06.07
9	ISSUED FOR PRE-TENDER	2024.05.27
7	ISSUED FOR BUILDING PERMIT	2024.03.28
6	ISSUED FOR STAGE 1.1 HIGH SUBMISSION	2024.03.23
5	ISSUED FOR COSTING AND GSH REVIEW	2023.12.21
4	ISSUED FOR 40% CONSTRUCTION DOCUMENTS	2023.10.26
3	ISSUED FOR ARCHITECTURE 1.2 SUBMISSION	2023.06.09
2	ISSUED FOR 30% COSTING AND CLIENT REVIEW	C&S C&S 2023.03.29
1	ISSUED FOR PRE-SCHEMATIC DESIGN	C&S C&S 2023.11.02

Issued/Revision By App'd YYYY.MM.DD

File Name: N/A EDS JHE DBV 2024.06.07
Dwn: Dgns Chkd YYYY.MM.DD



Client/Project Logo
GUELPH
GENERAL HOSPITAL
Client/Project
GUELPH GENERAL HOSPITAL
EMERGENCY MENTAL HEALTH AND
ADDICTIONS SERVICES RELOCATION AND
EMERGENCY DEPARTMENT EXPANSION
115 DELHI ST. GUELPH, ON, N1E 4J4

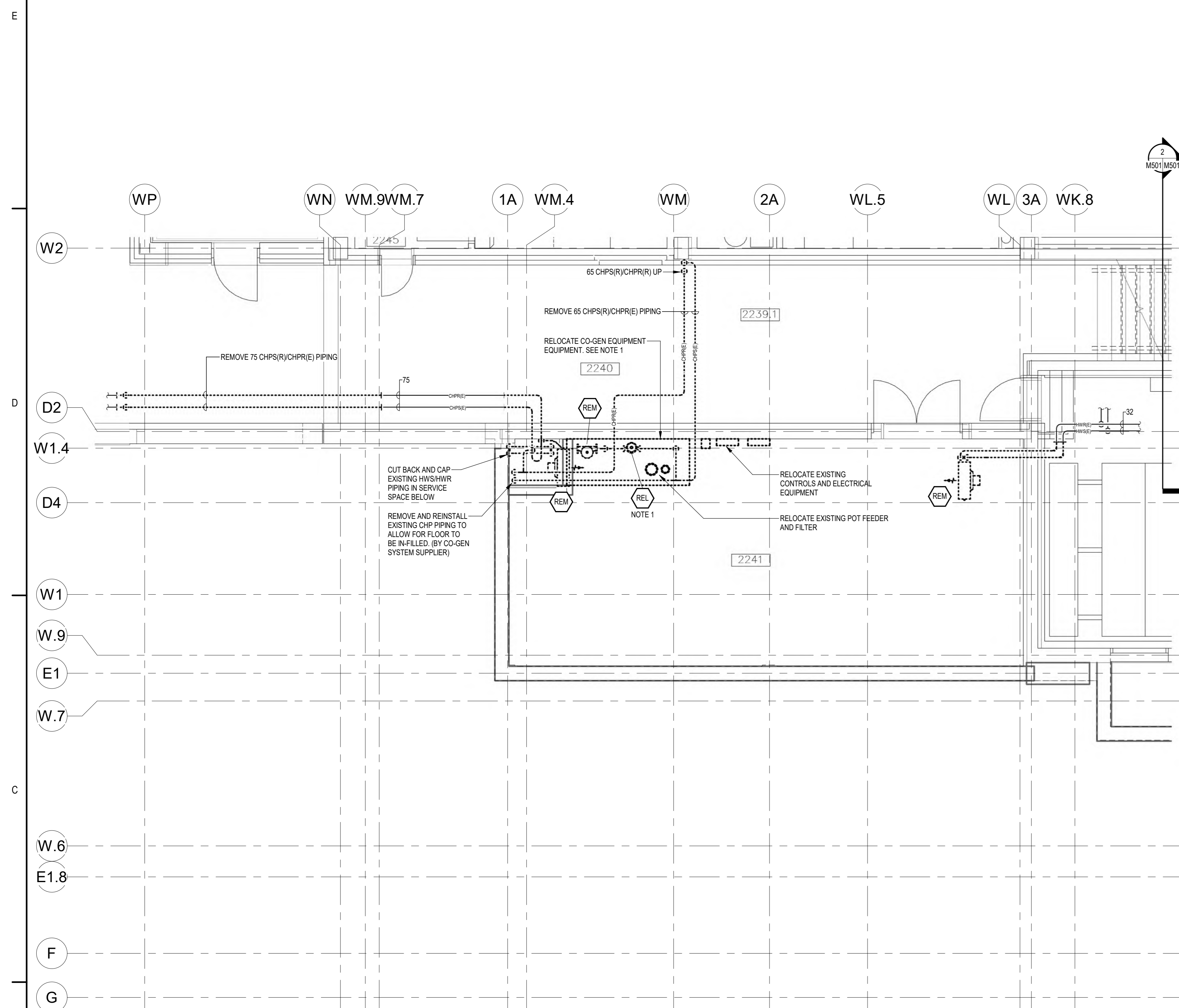
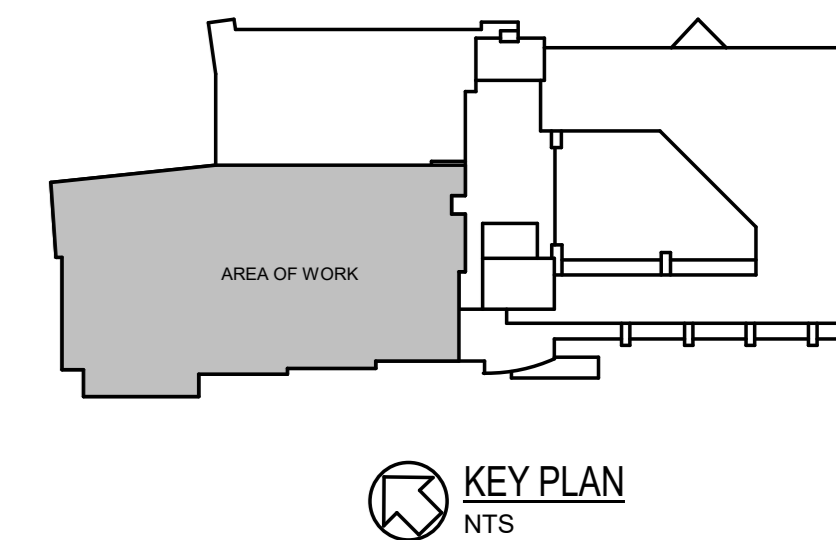
Title
PHASE 1 - LEVEL 2 MECHANICAL ROOM
PLUMBING AND FIRE PROTECTION
DEMOLITION

Project No. 9609 Scale 1:50
Revision Drawing No. **M915**

Copyright Disclaimer

DO NOT SCALE THE DRAWINGS. ALL MEASUREMENTS ARE TO BE CHECKED AND VERIFIED ON SITE BY THE CONTRACTOR. ANY DISCREPANCIES ARE TO BE REPORTED TO THE CONSULTANT BEFORE PROCEEDING WITH THE WORK.
COPYRIGHT © ALL RIGHTS RESERVED. DRAWINGS AND RELATED DOCUMENTS ARE THE COPYRIGHT OF THE CONSULTANT AND MUST BE RETURNED UPON REQUEST OR AT THE COMPLETION OF THE WORK. REPRODUCTION OF THESE DRAWINGS OR RELATED DOCUMENTS IN PART OR IN WHOLE BY ELECTRONIC OR MECHANICAL MEANS IS FORBIDDEN BY LAW WITHOUT THE PRIOR WRITTEN PERMISSION OF THE CONSULTANT.

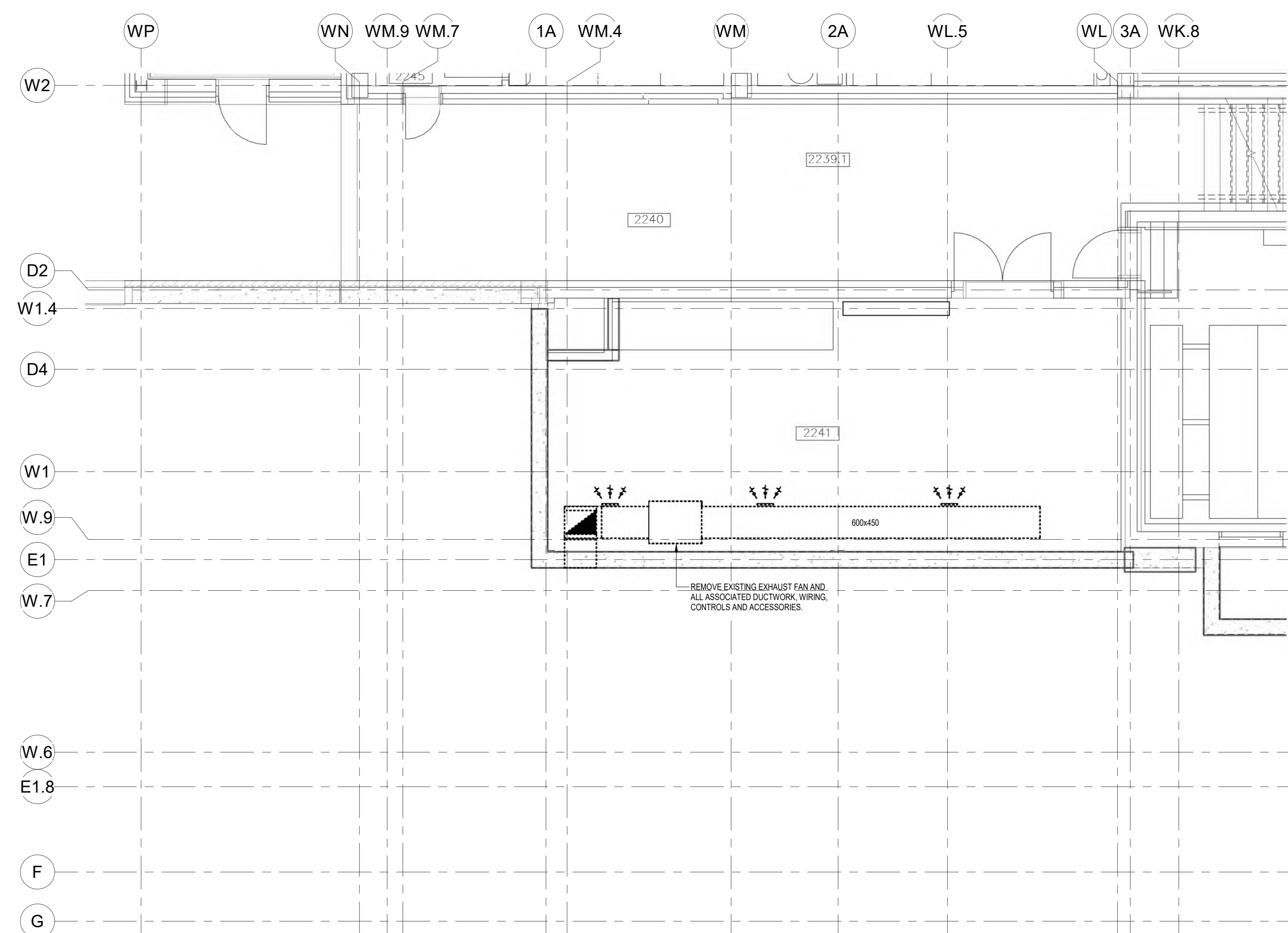
Key Plan



LEVEL 2 MECHANICAL ROOM - HEATING DEMOLITION
SCALE: 1:50

NOTES:

1. RELOCATE EXISTING CHP PUMP, AIR SEPARATOR, EXPANSION TANK, POT FEEDER AND ALL ASSOCIATED WIRING, CONTROLS AND ACCESSORIES. SEE DRAWING 9802 FOR NEW LOCATION. THIS WORK MUST BE PERFORMED OVER A MAXIMUM TWO WEEK PERIOD SELECTED BY THE HOSPITAL. SEE ARCHITECTURAL DRAWINGS FOR TEMPORARY INSULATED WALLS THAT ARE REQUIRED TO BE INSTALLED PRIOR TO THE RELOCATION OF THIS EQUIPMENT. PROVIDE TEMPORARY HEAT AT THE NEW EQUIPMENT LOCATION AS REQUIRED DURING CONSTRUCTION.



LEVEL 2 MECHANICAL ROOM - AIR DISTRIBUTION DEMOLITION
SCALE: 1:50

10	ISSUED FOR TENDER	2024.04.07
9	ISSUED FOR PRE-TENDER	2024.05.27
7	ISSUED FOR BUILDING PERMIT	2024.03.28
6	ISSUED FOR STAGE 1.1 SUBMISSION	2024.02.23
5	ISSUED FOR COSTING AND GSH REVIEW	2023.12.21
4	ISSUED FOR 40% CONSTRUCTION DOCUMENTS	2023.12.26
3	ISSUED FOR 10% SUBMISSION	2023.06.09
2	ISSUED FOR 30% COSTING AND CLIENT REVIEW	C48 - C48 2023.03.29
1	ISSUED FOR 0% SCHEMATIC DESIGN	C48 - C48 2023.11.02

Issued/Revision	By	App'd	YYYY.MM.DD	
File Name: N/A	EDS	JHE	DRY	2024.06.07
	Dwn	Dgn	Chk'd	YYYY.MM.DD

Permit/Seal



Client/Project Logo



Client/Project
GUELPH GENERAL HOSPITAL
EMERGENCY MENTAL HEALTH AND
ADDICTIONS SERVICES RELOCATION AND
EMERGENCY DEPARTMENT EXPANSION
115 DELHI ST. GUELPH, ON, N1E 4J4

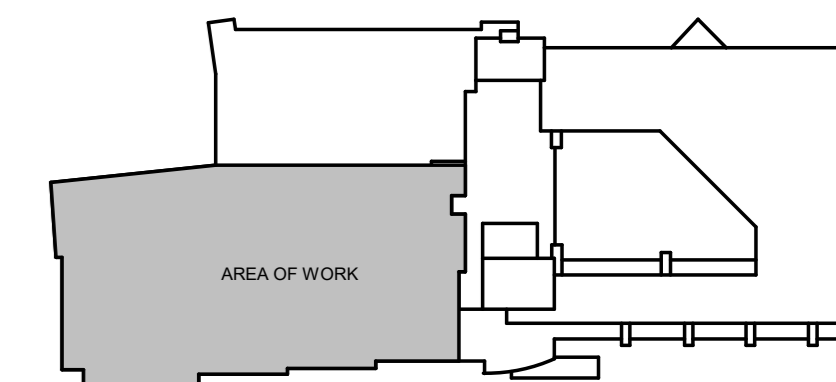
Title
PHASE 1 - LEVEL 2 MECHANICAL ROOM
HEATING AND AIR DISTRIBUTION
DEMOLITION

Project No. 9409 Scale 1:50
Revision Drawing No. M916

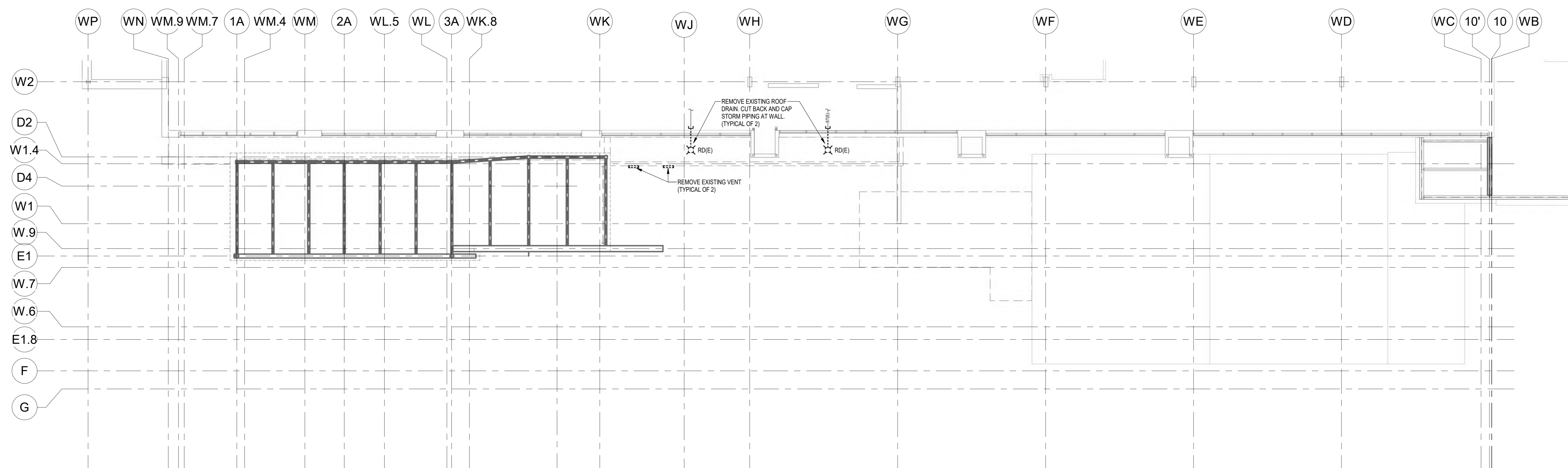
Copyright Disclaimer

DO NOT SCALE THE DRAWINGS. ALL MEASUREMENTS ARE TO BE CHECKED AND VERIFIED ON SITE BY THE CONTRACTOR. ANY DISCREPANCIES ARE TO BE REPORTED TO THE CONSULTANT BEFORE PROCEEDING WITH THE WORK.
COPYRIGHT © ALL RIGHTS RESERVED. DRAWINGS AND RELATED DOCUMENTS ARE THE COPYRIGHT OF THE CONSULTANT AND MUST BE RETURNED UPON REQUEST OR AT THE COMPLETION OF THE WORK. REPRODUCTION OF THESE DRAWINGS OR RELATED DOCUMENTS IN PART OR IN WHOLE BY ELECTRONIC OR MECHANICAL MEANS IS FORBIDDEN BY LAW WITHOUT THE PRIOR WRITTEN PERMISSION OF THE CONSULTANT.

Key Plan



KEY PLAN
NTS



PHASE 1 OVERALL ADDITION ROOF - MECHANICAL DEMOLITION
SCALE 1:100

10	ISSUED FOR TENDER	2024.06.07
9	ISSUED FOR PRE TENDER	2024.05.27
7	ISSUED FOR BUILDING PERMIT	2024.03.09
6	ISSUED FOR STAGE 2.3 ARCH SUBMISSION	2024.02.23
5	ISSUED FOR COSTING AND GCM REVIEW	2023.12.21

Issued/Revision	By	App'd	YYYY.MM.DD
File Name: N/A	EDS	JHE	2024.06.07
	Dwn	Dgn	Chk'd

Permit/Seal



Client/Project Logo



Client/Project
GUELPH GENERAL HOSPITAL
EMERGENCY MENTAL HEALTH AND
ADDICTIONS SERVICES RELOCATION AND
EMERGENCY DEPARTMENT EXPANSION
115 DELHI ST. GUELPH, ON, N1E 4J4

Title
PHASE 1 - OVERALL EXISTING ROOF
PLAN - MECHANICAL DEMOLITION

Project No. 9609	Scale 1:100
Revision	Drawing No. M917