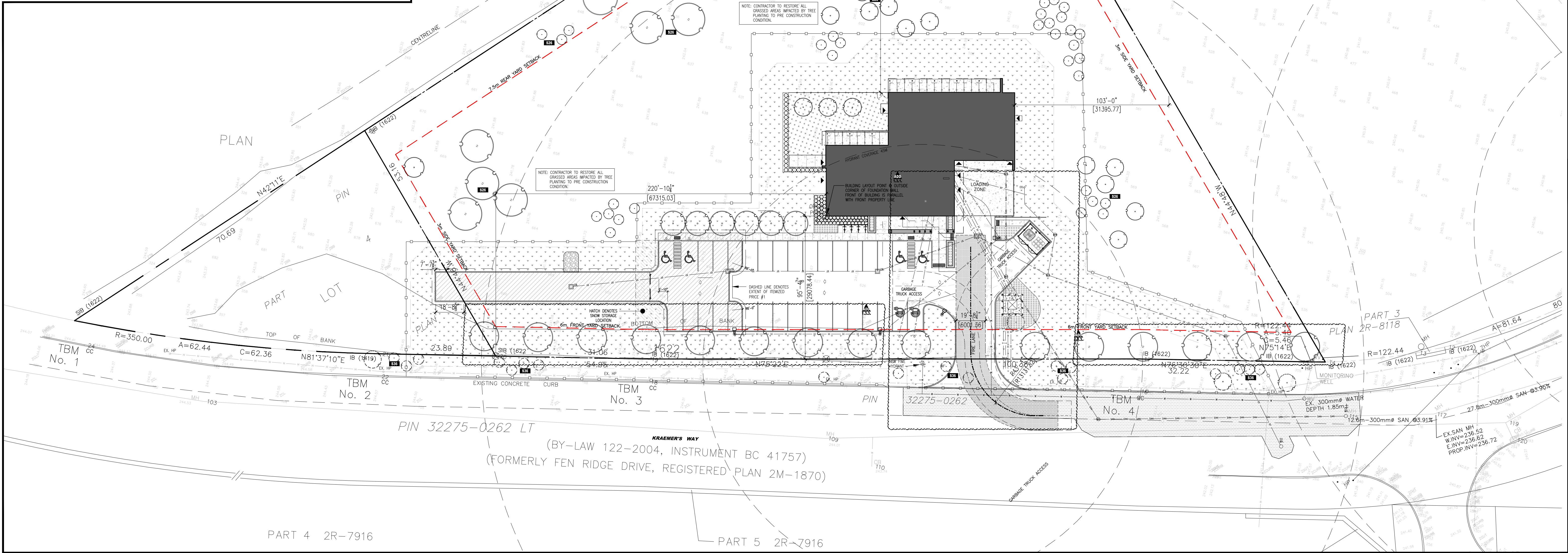
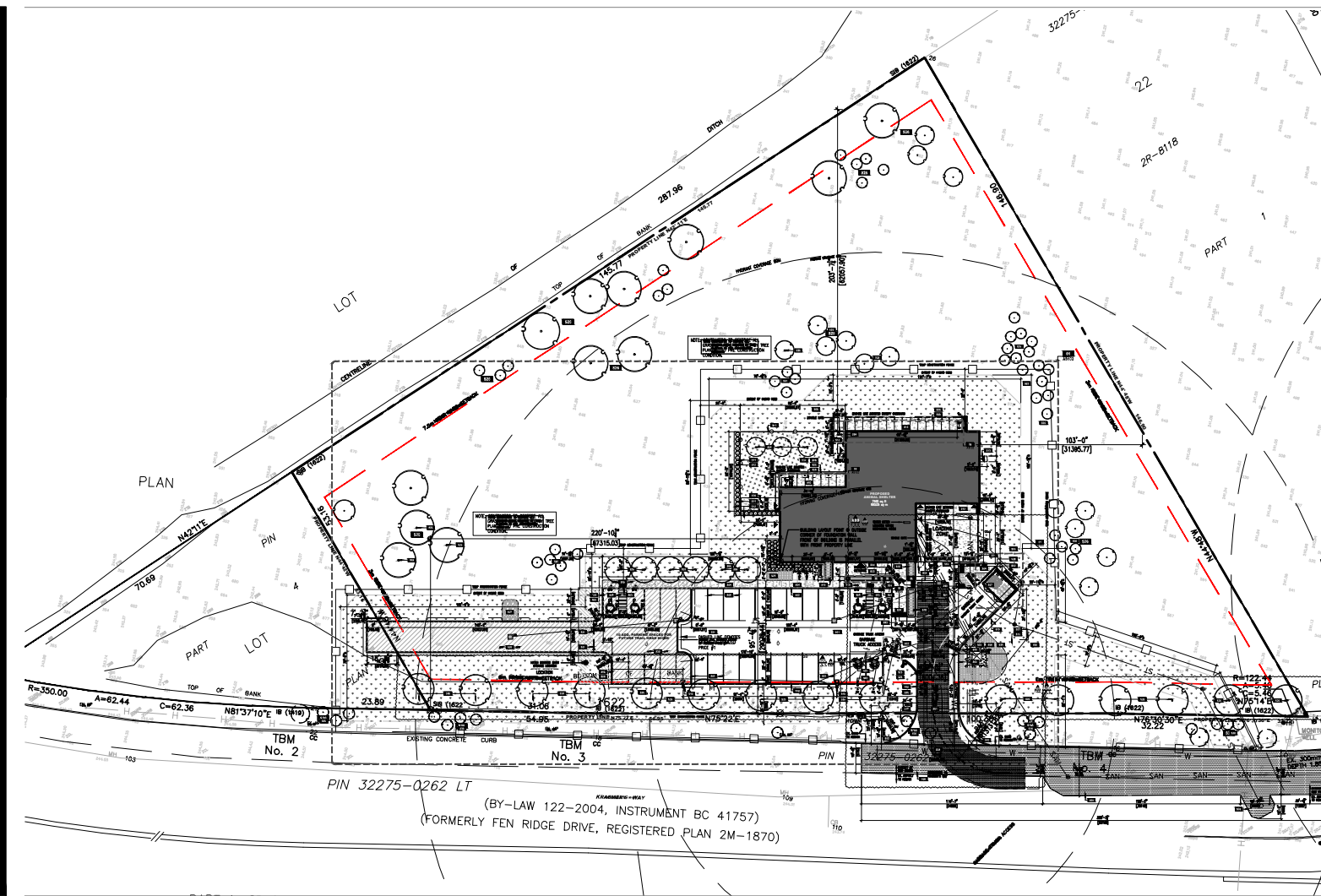


ZONING CHART

| N | DESCRIPTION | RE QUIRED | ACTUAL | BYLAW REF. | ADDITIONAL NOTES |
|----|-----------------------|--|---|--------------------------|---|
| 1 | ZONING CLASSIFICATION | — | GENERAL INDUSTRIAL H-M2-62 | — | |
| 2 | PERMITTED USE | — | ANIMAL SHELTER | — | |
| 3 | LANDSCAPING | MINIMUM 15% | ~84% LANDSCAPING AREA | — | |
| 4 | SIZE OF PARKING SPACE | PERPENDICULAR MIN WIDTH 2.75M MIN LENGTH 5.6M ACCESSIBLE PARKING MIN WIDTH A-3.4M B-2.75M MIN LENGTH 5.60M SHARED ACCESS 1.50M | PERPENDICULAR MIN WIDTH 3.05M MIN LENGTH 6.10M ACCESSIBLE PARKING MIN WIDTH A-3.4M B-3.05M MIN LENGTH 6.10M SHARED ACCESS 1.50M | — | |
| 5 | PARKING SPACES | 24 ANIMAL SHELTER 10 TRAIL HEAD 34 TOTAL | 24 ANIMAL SHELTER 10 TRAIL HEAD 34 TOTAL | 4.18.1 4.18.2 | 1 SPACES PER 30m² (OTHER USE) AND 10 ADDITIONAL FOR TRAIL HEAD PARKING. |
| 6 | PARKING AISLE | MIN WIDTH OF AISLE ONE-WAY TWO-WAY | N/A 6.0M N/A 6.2M | — | |
| 7 | LOT FRONTAGE | MINIMUM | 18M | ACTUAL 38.43M | — |
| 8 | FRONT YARD DEPTH | MINIMUM | 15M | ACTUAL (EXISTING) 29.08M | — |
| 9 | INTERIOR SIDE YARD | MINIMUM | 3M | 27.13M | — |
| 10 | EXTERIOR SIDE YARD | — | N/A | N/A | — |
| 11 | REAR YARD DEPTH | MINIMUM | 3M | 51.90M | — |
| 12 | LOT COVERAGE | MAXIMUM | 15% | ACTUAL 4.2% | — |
| 13 | BUILDING HEIGHT | MAXIMUM | 15M | ACTUAL 5.13M | SINGLE STOREY |
| 14 | LOT AREA | MINIMUM | 0.2 ha | ACTUAL 1.2 ha | — |
| 15 | BUILDING AREA | — | N/A | ACTUAL 693.05 M² | — |
| 16 | BUILDING GROSS AREA | — | N/A | ACTUAL 693.05 M² | — |

KEYPLAN

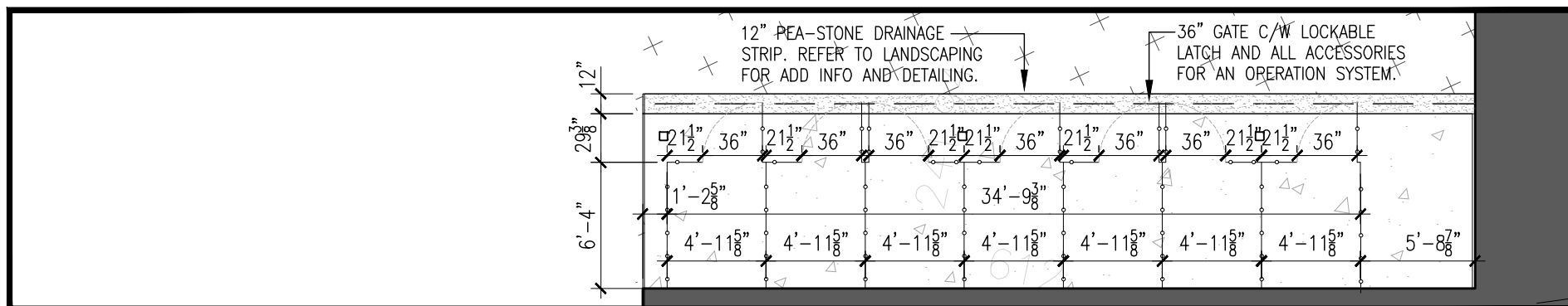


01 ARCHITECTURAL SITE PLAN - NEW

AS101 SCALE: 1/32" = 1'-0"

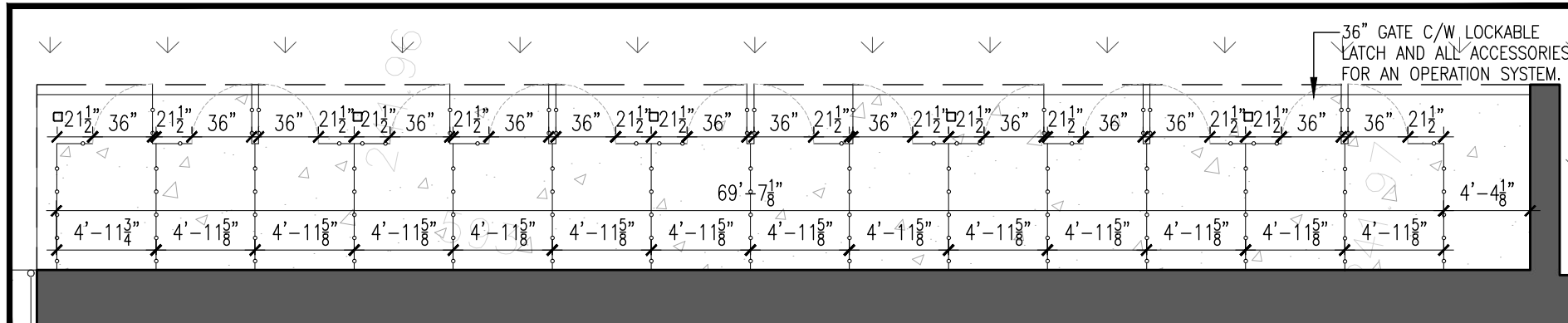
| NOTES | PROJECT IDENTIFICATION | DRAWING IDENTIFICATION | ORIENTATION | SUB-CONSULTANT | PRIME CONSULTANT | DISCIPLINE SEAL | DRAWING SUBMISSION(S) | INTERNAL INFO | COPYRIGHT 2024 | | | |
|---|---|------------------------|-------------|----------------|--|-----------------|-----------------------|---------------|--|---|-------------------------------|------------|
| THE CONTRACTOR SHALL CHECK AND VERIFY ALL DIMENSIONS AND REPORT ANY ERRORS OR OMISSIONS TO THE ARCHITECT PRIOR TO COMMENCING OR PROCEEDING WITH ANY WORK ON THIS PROJECT. ALL DRAWINGS AND SPECIFICATIONS ARE THE PROPERTY OF THE ARCHITECT COPYRIGHT 2024. THESE DRAWINGS AND SPECIFICATIONS ARE DESIGNED FOR THE CLIENT AND THE PROPERTY INDICATED ON THESE DRAWINGS ONLY AND SHALL NOT BE CONSTRUCTED FOR ANY OTHER CLIENT OR ANY OTHER PROPERTY. DO NOT SCALE DRAWINGS. | BRANTFORD ANIMAL SHELTER 10 KRAEMER'S WAY BRANTFORD, ONTARIO N3V 0A5 <div><div></div>DESIGN REVIEW</div> <div><div></div>SITE PLAN APPROVAL</div> <div><div></div>BUILDING PERMIT</div> <div><div></div>BIDS DOCUMENTS</div> <div><div></div>CONTRACT DOCUMENTS</div> <div><div></div>CONSTRUCTION DOCUMENTS</div> <div><div></div>AS-BUILT DOCUMENTS</div> | ARCHITECTURAL SITE NEW | | | 67 KING STREET WEST, CHATHAM ON N7M 1C7 TEL . 519.397.0943 EMAIL . info@roastudio.com | | <div></div> MM-DD-YY | ARCHITECTURE | PROJECT ID DRAWN BY REVIEWED BY DATE SCALE | ROA23-003 J.CASSIDY B.MARSCHNER 10-09-2024 AS NOTED | | |
| | | | | | | | 7 | | | | REISSUED FOR SPA | 08-10-2024 |
| | | | | | | | 6 | | | | ISSUED FOR BIDS | 08-12-2024 |
| | | | | | | | 5 | | | | ISSUED FOR PERMIT | 07-29-2024 |
| | | | | | | | 4 | | | | ISSUED FOR SPA | 06-18-2024 |
| | | | | | | | 3 | | | | ISSUED FOR 100% OWNERS REVIEW | 05-29-2024 |
| | | | | | | | 2 | | | | ISSUED FOR 50% REVIEW | 04-05-2024 |
| NO. | DESCRIPTION | DATE | | | | | | | | | | |

AS101



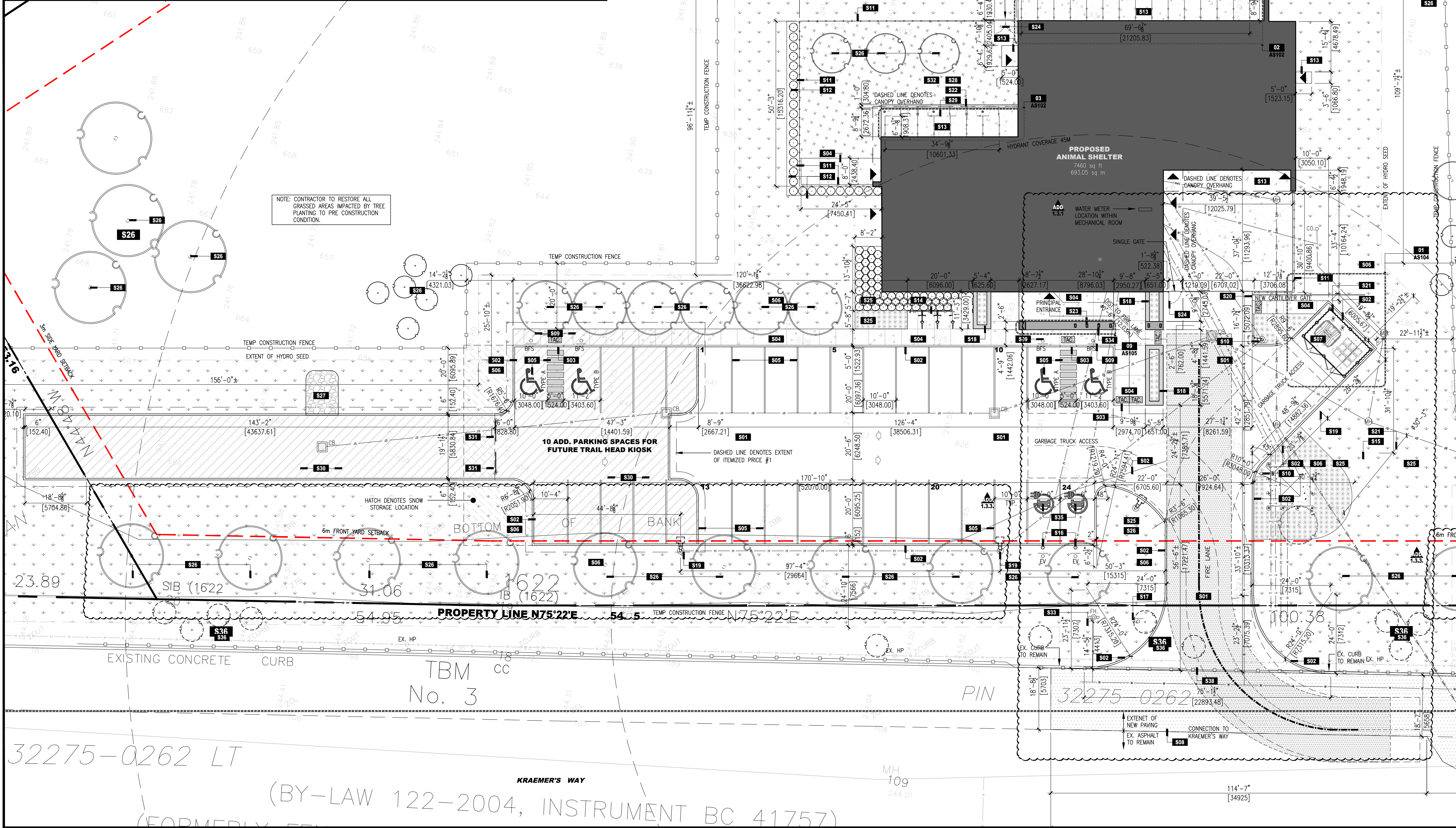
03 KENNEL FENCE AREA 1

AS102 SCALE: 1/4" = 1'-0"



02 KENNEL FENCE AREA 2

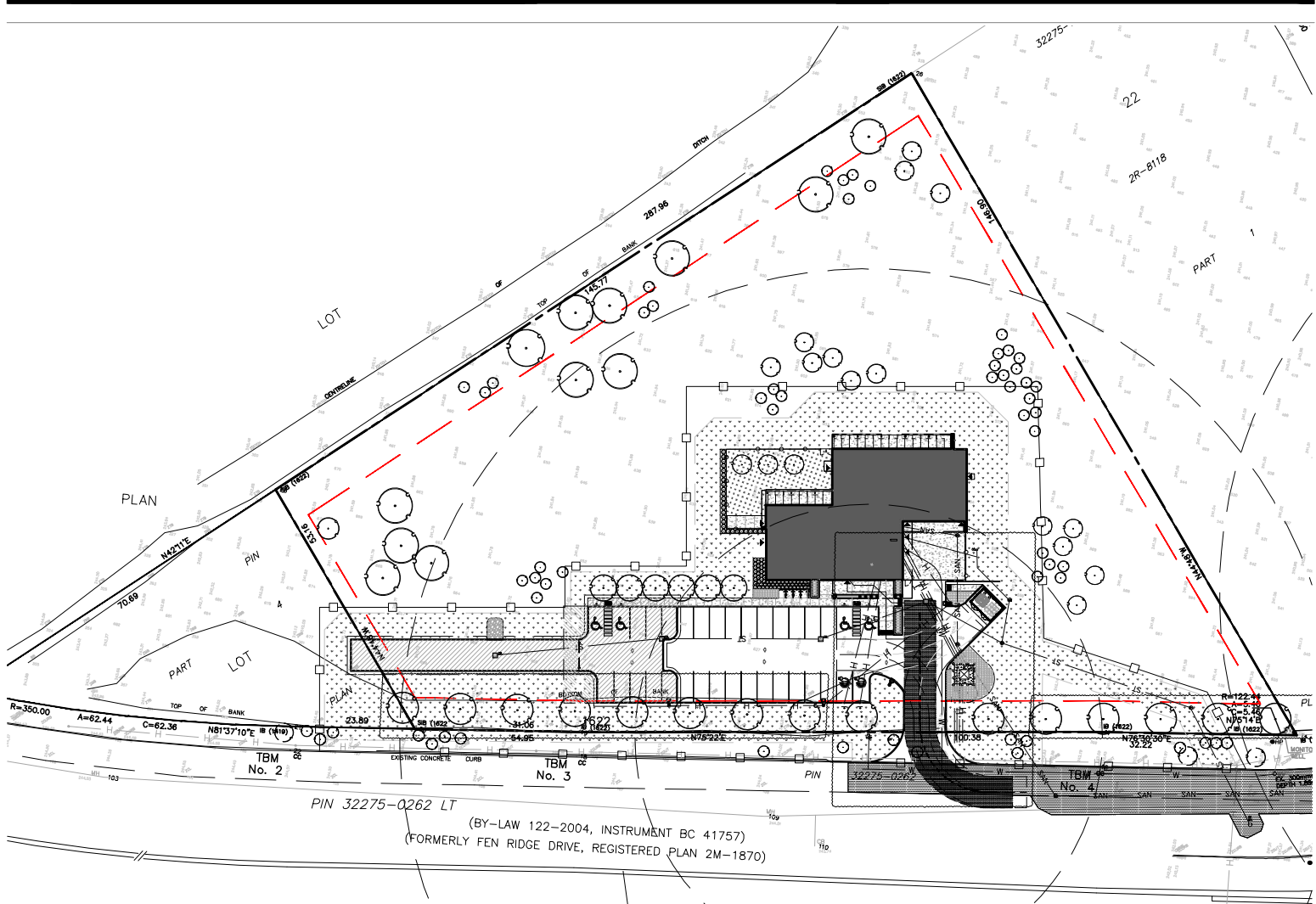
AS102 SCALE: 1/4" = 1'-0"



01 PARTIAL SITE PLAN - NEW

AS102 SCALE: 1/16" = 1'-0"

KEYPLAN

























SITE CONSTRUCTION NOTES

| TAG | CONSTRUCTION NOTES |
|-----|--|
| S01 | INSTALL NEW ASPHALT PAVING ON COMPACTED GRANULAR BASE. REFER TO CIVIL DRAWINGS FOR GRADING AND DETAILS. |
| S02 | INSTALL NEW CONCRETE CURB. NEW CONC CURB TO MEET ALL MUNICIPAL STANDARDS. REFER TO CIVIL DWGS FOR DETAILS. |
| S03 | DROP CURB AT THIS LOCATION. PROVIDE TACTILE SURFACE INDICATORS 12" FROM EDGE OF ASPHALT. REFER TO CIVIL DRAWINGS FOR ADD INFO. |
| S04 | INSTALL NEW CONCRETE SIDEWALK. REFER TO CIVIL DRAWINGS FOR DETAILS. |
| S05 | PAINT PARKING SPACE LINES & BARRIER FREE PARKING DESIGNATION TO MUNICIPAL STANDARDS. REFER TO DETAIL 03/AS103. |
| S06 | PROVIDE TOPSOIL AND HYDROSEED. REFER TO LANDSCAPING FOR ADD INFO AND LOCATIONS. |
| S07 | HEAVY DUTY CONCRETE APRON FOR GARBAGE ENCLOSURE. REFER TO CIVIL FOR ADD INFO AND DETAILING. |
| S08 | THIS LINE DENOTES THE EXTENT OF NEW ASPHALT PAVING. PROVIDE CLEAN SAW-CUT AND LEVEL TRANSITION ONTO EXISTING ASPHALT PAVEMENT. REFER TO CIVIL DRAWINGS FOR ADDITIONAL INFORMATION. |
| S09 | INSTALL NEW BARRIER FREE PARKING SIGNAGE AS PER DETAIL 04/AS103. |
| S10 | PROVIDE NEW FIRE ROUTE, NO PARKING SIGN AS PER DETAIL 05/AS103. |
| S11 | PROVIDE AND INSTALL NEW 6"-0" CHAIN LINK FENCE AS PER DETAIL 07/AS103. |
| S12 | PROVISIONAL PRICE #4: PROVIDE AND INSTALL PLANTINGS AND MULCH BED AS PER LANDSCAPE DRAWINGS. REFER TO DETAIL 11/AS103 FOR ADD INFO. PROVISIONAL PRICE 1 REPLACES BOTH THE SOD AND PEA GRAVEL FOR ARTIFICIAL GRASS. |
| S13 | INSTALL NEW CONCRETE FROST SLAB ON COMPACTED GRANULAR BASE. REFER TO LAYOUT PLAN AND STRUCTURAL FOR ADD INFO. |
| S14 | INSTALL NEW BICYCLE RACK ON THE CONCRETE SIDEWALK. REFER TO LANDSCAPE DRAWINGS FOR ADD INFO. |
| S15 | ELECTRICAL TRANSFORMER. REFER TO ELECTRICAL DRAWINGS FOR DETAILS INCLUDING VAULT. |
| S16 | PROVIDE NEW 4" CONDUIT C/W PULL WIRE FOR FUTURE EV CHARGING. APPROX. LOCATION OF CONDUIT SHOWN. CONTRACTOR TO CONFIRM ON SITE. REFER TO ELECTRICAL FOR ADDITIONAL INFO AND DETAILING. |
| S17 | NEW "STOP" SIGN AS PER ONTARIO TRAFFIC MANUAL "BOOK 5" & 7" SQUARE GLAZ. 12GA. STEEL POST ANCHOR AND TOP. |
| S18 | INSTALL NEW CAST IN PLACE PLANTER BOX. REFER TO DETAIL LANDSCAPING FOR ADD INFO AND DETAILS. |
| S19 | NEW LIGHT STANDARD C/W CONCRETE BASE AS PER DETAIL 01/AS103. REFER TO ELECTRICAL DWGS FOR ADD. INFO. |


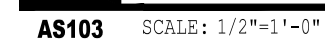
SITE CONSTRUCTION NOTES

| TAG | CONSTRUCTION NOTES |
|-----|---|
| S20 | NEW MANUAL CANTILEVER ROLLING GATE. REFER TO DETAIL 02/AS102. |
| S21 | PROVIDE AND INSTALL NEW CONCRETE BOLLARD AS PER DETAIL 02/AS103. |
| S22 | INSTALL NEW 12" PEA-STONE DRAINAGE STRIP. REFER TO LANDSCAPING FOR ADD INFO AND DETAILING. |
| S23 | CANOPY FOUNDATION WALL. REFER TO STRUCT FOR ADDITIONAL INFORMATION AND REINFORCING. |
| S24 | MAN GATE C/W LEVER HARDWARE FOR BARRIER FREE ACCESS. |
| S25 | NEW LANDSCAPE BED. REFER TO LANDSCAPE DRAWING FOR ADD INFO AND DETAILING. |
| S26 | NEW TREE PLANTING. REFER TO LANDSCAPE DRAWINGS FOR ADD INFO AND TOTALS. |
| S27 | WEIR AS PER CIVIL DWG. REFER TO CIVIL FOR ADD INFO. PART OF ITEMIZED PRICE #1. |
| S28 | HATCHED AREA TO BE SOD. REFER TO LANDSCAPING FOR ADD INFO. |
| S29 | PROVIDE AND INSTALL NEW CHAIN LINK FENCE TO EXTEND TO UNDERSIDE OF CANOPY. AS PER DETAIL 08/AS103. |
| S30 | ITEMIZED PRICE #1: PORTION OF NEW PARKING LOT ASPHALT PAVING C/W CONCRETE CURB AND GRADING. REFER TO CIVIL FOR ADD INFO. AREA SHOWN HATCHED. |
| S31 | ITEMIZED PRICE #1: CONTRACTOR TO SUPPLY AND INSTALL P-GATE. (2 TOTAL) REFER TO DETAIL 06/AS103 FOR ADD INFO. |
| S32 | PROVISIONAL PRICE #11: PROVIDE & INSTALL ARTIFICIAL GRASS BASED ON PET PLANTING BY SVR. REFER TO DETAIL 11/AS103 FOR ADD INFO. PROVISIONAL PRICE 1 REPLACES BOTH THE SOD AND PEA GRAVEL FOR ARTIFICIAL GRASS. |
| S33 | PROPOSED NEW LOCATION FIRE HYDRANT. REFER TO CIVIL DRAWING FOR ADD INFORMATION. |
| S34 | CONTRACTOR TO PROVIDE WAY-FINDING SIGNAGE. MECHANICALLY FASTENED TO ACM COL. REFER TO DETAIL 03/AS104. |
| S35 | PAINT ELECTRIC VEHICLE DESIGNATED PARKING SPACE. REFER TO DETAIL 02/AS104. |
| S36 | APPROPRIATELY 22 EXISTING TREE SAPLINGS (TOTAL TO BE CONFIRMED ON SITE) TO BE CUT AND REMOVED C/W ROOT BALL. PROVIDE ADDITIONAL FILL AS REQUIRED. REFER TO CIVIL FOR GRADING. |
| S37 | SAW CUT AND REMOVE PORTION OF EXISTING ASPHALT ROAD WAY - SHOWN HATCHED. EXCAVATE AND INSTALL NEW SERVICES AS PER CIVIL DRAWINGS. BACKFILL AND PROVIDE NEW ASPHALT PAVING AS PER CIVIL DRAWINGS. |
| S38 | SAW CUT AND REMOVE EXISTING CURB AT THIS LOCATION AS REQ'D TO SUIT NEW WORK. REFER TO CIVIL FOR ADD INFO. |

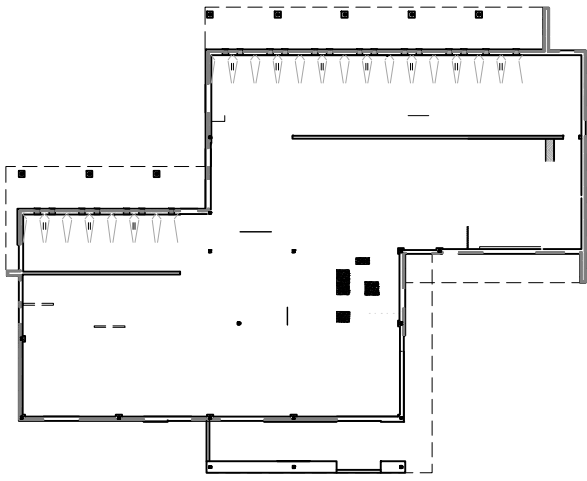
SYMBOL LEGEND

| TAG | DESCRIPTION | TAG | DESCRIPTION | TAG | DESCRIPTION | TAG | DESCRIPTION |
|---|---|---|-------------------------------------|---|--|---|---------------------------------------|
|  | MECH. & ELEC TAG. SEE MECHANICAL DRAWINGS |  | DOOR OPERATOR TAG ACTIVATION BUTTON |  | TELEPHONE/FIBRE LINE REFER TO CIVIL DRAWINGS |  | HYDRO LINE REFER TO CIVIL DRAWINGS |
|  | MATERIAL TAG |  | CONSTRUCTION NOTE |  | GAS LINE REFER TO CIVIL DRAWINGS |  | STORM SEWER REFER TO CIVIL DRAWINGS |
|  | DRAWING TITLE |  | DEMOLITION NOTE |  | WATER LINE REFER TO CIVIL DRAWINGS |  | SANITARY LINE REFER TO CIVIL DRAWINGS |
|  | BUILDING |  | BARRIER FREE TACTILE INDICATOR |  | HYDRO POLE |  | PROPERTY LINE |
|  | ENTRANCE EXIT |  | BARRIER FREE MAIN ENTRANCE |  | HYDRANT REFER TO CIVIL |  | NORTH ARROW |
|  | CATCH BASIN REFER TO CIVIL DRAWINGS |  | PROPERTY IRON BAR | | | | |

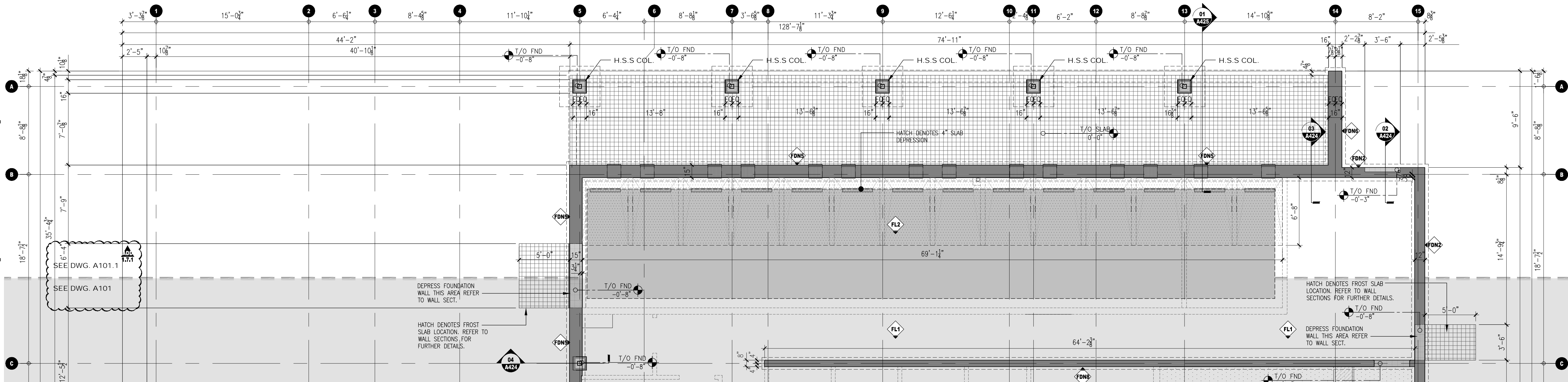
| NOTES | PROJECT IDENTIFICATION | DRAWING IDENTIFICATION | ORIENTATION | SUB-CONSULTANT | PRIME CONSULTANT | DISCIPLINE SEAL | DRAWING SUBMISSION(S) | INTERNAL INFO | COPYRIGHT 2024® | | |
|--|---|-------------------------------------|-------------|----------------|---|-----------------|---------------------------------|--|-----------------|-------------------------------|------------|
| THE CONTRACTOR SHALL CHECK AND VERIFY ALL DIMENSIONS AND REPORT ANY ERRORS OR OMISSIONS TO THE ARCHITECT PRIOR TO COMMENCING OR PROCEEDING WITH ANY WORK ON THIS PROJECT. ALL DRAWINGS AND SPECIFICATIONS ARE THE PROPERTY OF THE ARCHITECT COPYRIGHT 2024®. THESE DRAWINGS AND SPECIFICATIONS ARE DESIGNED FOR THE CLIENT AND THE PROPERTY INDICATED ON THESE DRAWINGS ONLY AND SHALL NOT BE CONSTRUCTED FOR ANY OTHER CLIENT OR ANY OTHER PROPERTY. DO NOT SCALE DRAWINGS. | BRANTFORD ANIMAL SHELTER 10 KRAEMER'S WAY BRANTFORD, ONTARIO N3V 0A5 <div><div>DESIGN REVIEW</div><div>SITE PLAN APPROVAL</div><div>BUILDING PERMIT</div><div>BIDS DOCUMENTS</div><div>CONTRACT DOCUMENTS</div><div>CONSTRUCTION DOCUMENTS</div><div>AS-BUILT DOCUMENTS</div></div> | ARCHITECTURAL SITE NEW: ENLARGED | | | 67 KING STREET WEST, CHATHAM ON N7M 1C7 TEL . 519.397.0943 EMAIL . info@roastudio.com | | <div></div> <div>MM-DD-YY</div> | ARCHITECTURE PROJECT ID DRAWN BY REVIEWED BY DATE SCALE ROA23-003 J.CASSIDY B.MARSHNER 10-09-2024 AS NOTED | AS102 | | |
| | | | | | | | 8 | | | REISSUED FOR SPA | 10-10-2024 |
| | | | | | | | 7 | | | ISSUED FOR BIDS | 08-12-2024 |
| | | | | | | | 6 | | | ISSUED FOR PERMIT | 07-29-2024 |
| | | | | | | | 5 | | | ISSUED FOR SPA | 06-18-2024 |
| | | | | | | | 4 | | | ISSUED FOR 100% OWNERS REVIEW | 05-29-2024 |
| | | | | | | | 3 | | | ISSUED FOR REVIEW | 05-16-2024 |
| NO. | DESCRIPTION | DATE | | | | | | | | | |



| NOTES | PROJECT IDENTIFICATION | DRAWING IDENTIFICATION | ORIENTATION | SUB-CONSULTANT | PRIME CONSULTANT | DISCIPLINE SEAL | DRAWING SUBMISSION(S) | INTERNAL INFO | COPYRIGHT 2024 [®] | | | |
|--|---|----------------------------|-------------|----------------|---|-----------------|-----------------------|---------------|--|---|-------------------------------|------------|
| THE CONTRACTOR SHALL CHECK AND VERIFY ALL DIMENSIONS AND REPORT ANY ERRORS OR OMISSIONS TO THE ARCHITECT PRIOR TO COMMENCING OR PROCEEDING WITH ANY WORK ON THIS PROJECT. ALL DRAWINGS AND SPECIFICATIONS ARE THE PROPERTY OF THE ARCHITECT. COPYRIGHT 2024 [®] . THESE DRAWINGS AND SPECIFICATIONS ARE DESIGNED FOR THE CLIENT AND THE PROPERTY INDICATED ON THESE DRAWINGS ONLY AND SHALL NOT BE CONSTRUCTED FOR ANY OTHER CLIENT OR ANY OTHER PROPERTY. DO NOT SCALE DRAWINGS. | BRANTFORD ANIMAL SHELTER 10 KRAEMER'S WAY BRANTFORD, ONTARIO N3V 0A5 | ARCHITECTURAL SITE DETAILS | | | 67 KING STREET WEST, CHATHAM ON N7M 1C7 TEL : 519.397.0943 EMAIL : info@roastudio.com | | | ARCHITECTURE | PROJECT ID DRAWN BY REVIEWED BY DATE SCALE | ROA23-003 J.CASSIDY B.MARSCHNER 09-30-2024 AS NOTED | | |
| | | | | | | | | | | | MM-DD-YY | |
| | | | | | | | 5 | | | | REISSUED FOR SPA | 10-09-2024 |
| | | | | | | | 4 | | | | ISSUED FOR BIDS | 08-12-2024 |
| | | | | | | | 3 | | | | ISSUED FOR PERMIT | 07-29-2024 |
| | | | | | | | 2 | | | | ISSUED FOR SPA | 06-18-2024 |
| | | | | | | | 1 | | | | ISSUED FOR 100% OWNERS REVIEW | 05-29-2024 |
| NO. | DESCRIPTION | DATE | | | | | | | | | | |



SCALE: N.T.S.



01 FOUNDATION LAYOUT

A101.1 SCALE: 3/16\"/>

NOTES

THE CONTRACTOR SHALL CHECK AND VERIFY ALL DIMENSIONS AND REPORT ANY ERRORS OR OMISSIONS TO THE ARCHITECT PRIOR TO COMMENCING OR PROCEEDING WITH ANY WORK ON THIS PROJECT. ALL DRAWINGS AND SPECIFICATIONS ARE THE PROPERTY OF THE ARCHITECT COPYRIGHT 2024. THESE DRAWINGS AND SPECIFICATIONS ARE DESIGNED FOR THE CLIENT AND THE PROPERTY INDICATED ON THESE DRAWINGS ONLY AND SHALL NOT BE CONSTRUCTED FOR ANY OTHER CLIENT OR ANY OTHER PROPERTY. DO NOT SCALE DRAWINGS.

PROJECT IDENTIFICATION

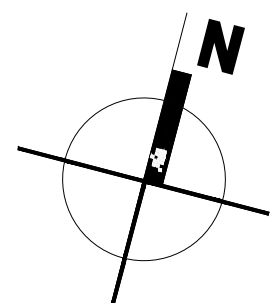
BRANTFORD ANIMAL SHELTER
10 KRAEMER'S WAY
BRANTFORD, ONTARIO
N3V 0A5

| | | | | | | |
|---------------|--------------------|-----------------|----------------|--------------------|------------------------|--------------------|
| DESIGN REVIEW | SITE PLAN APPROVAL | BUILDING PERMIT | BIDS DOCUMENTS | CONTRACT DOCUMENTS | CONSTRUCTION DOCUMENTS | AS-BUILT DOCUMENTS |
|---------------|--------------------|-----------------|----------------|--------------------|------------------------|--------------------|

DRAWING IDENTIFICATION

FOUNDATION
LAYOUT PLAN

ORIENTATION



SUB-CONSULTANT

PRIME CONSULTANT



DISCIPLINE SEAL

DRAWING SUBMISSION(S)

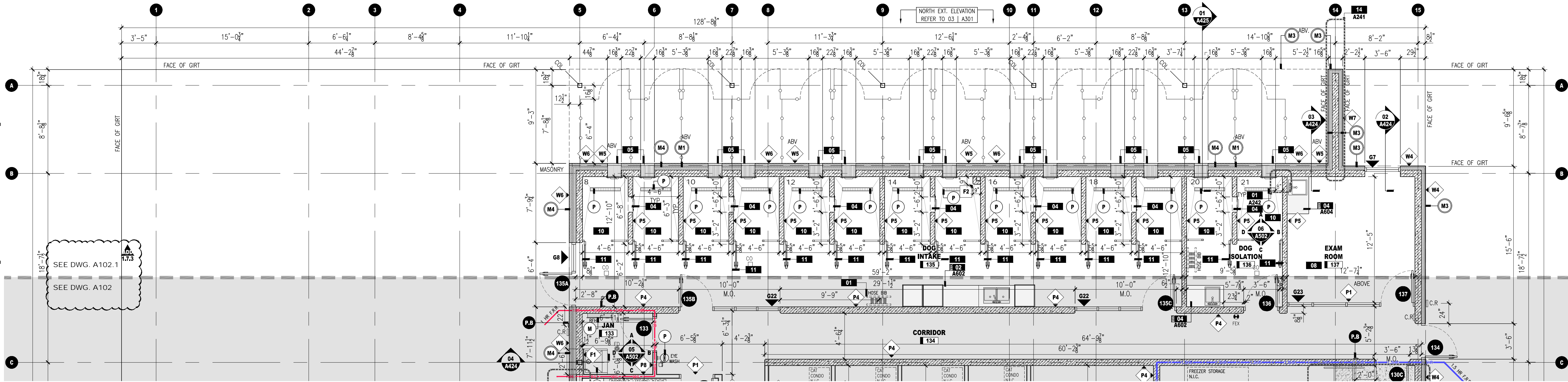
| NO. | DESCRIPTION | DATE |
|-----|------------------------|------------|
| 1 | ISSUED FOR ADDENDUM #1 | 10-17-2024 |

INTERNAL INFO

ARCHITECTURE

PROJECT ID
DRAWN BY
REVIEWED BY
DATE
SCALE

ROA23-003
J.CASSIDY
B.MARSCHNER
10.17.2024
AS NOTED



01 FLOOR PLAN
A102.1 SCALE: 3/16" = 1'-0"

KEYPLAN

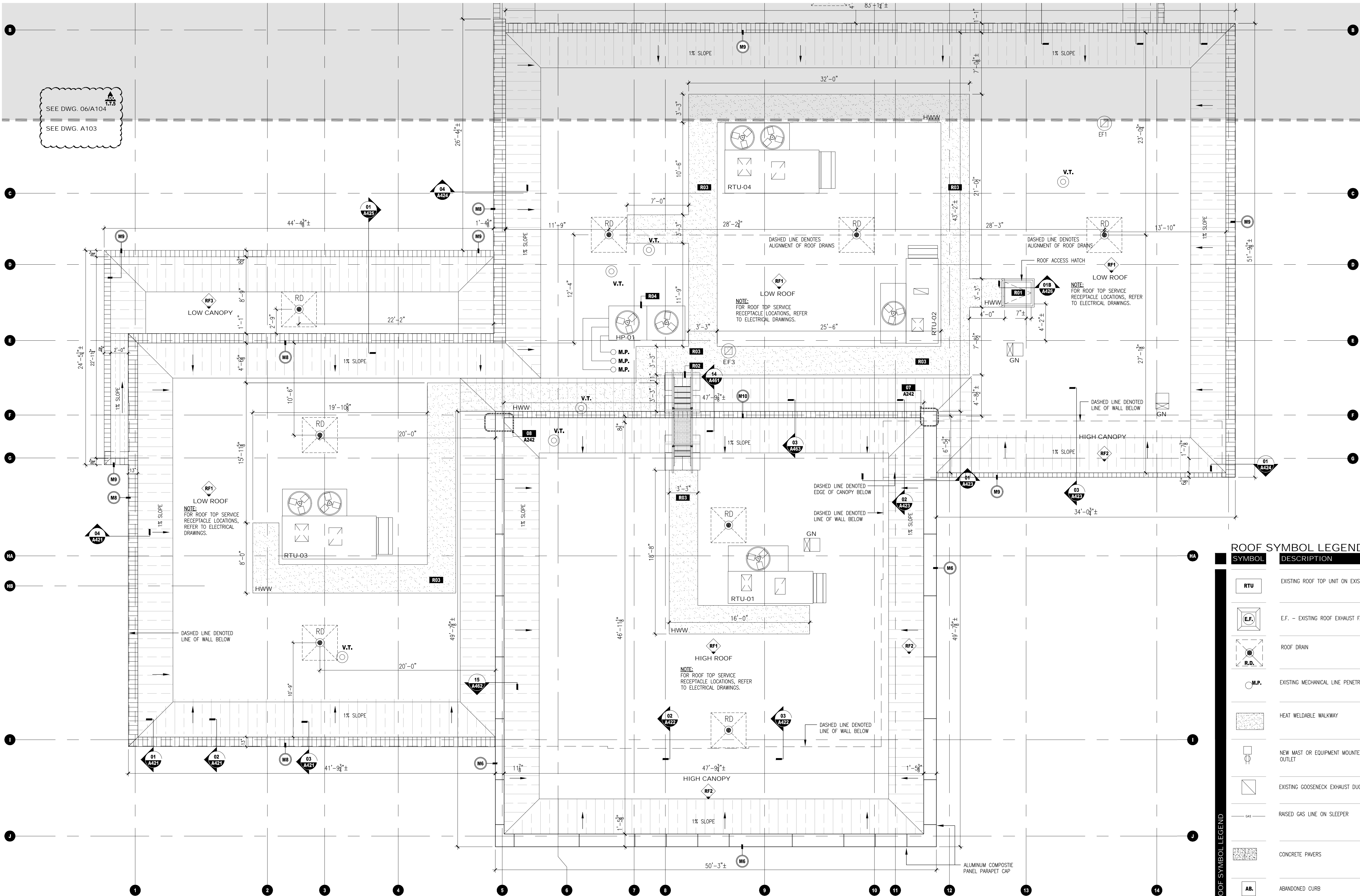


CONSTRUCTION NOTES

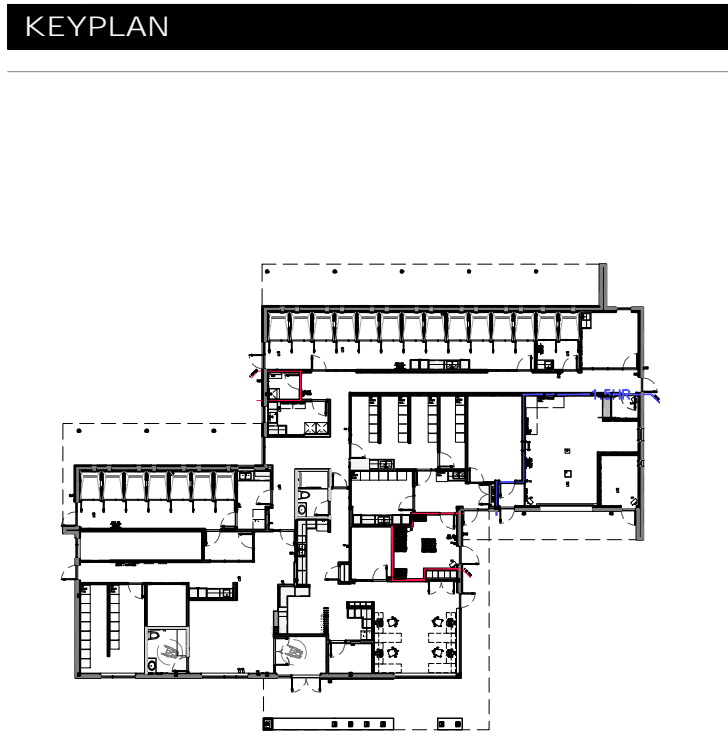
TAG CONSTRUCTION NOTES

- INTERIOR HOSE REELS ARE OWNER SUPPLIED AND CONTRACTOR INSTALLED. COORDINATE EXACT LOCATION ON SITE PRIOR TO INSTALLATION.
- SUPPLY AND INSTALL 2 TIER LOCKERS (4 TOTAL). REFER TO 10/A701 FOR ADD INFO. BASED ON CUPEROR SERIES BY HABRAN. PROVIDE 3/4" PLYWOOD BLOCKING WITHIN WALL.
- CONTRACTOR TO SUPPLY AND INSTALL WALL MOUNTED WIRE SHELVING (BASED ON FASTRACK BY RUBBERMAID. REFER TO SPEC) C/W COAT ROD. COAT ROD MOUNTED 5'-2" A.F.F. 16" DEEP WIRE SHELVING MOUNTED AT 5'-7" A.F.F..
- INTERIOR KENNEL GULLITINE DOOR BASED ON LARGE POLY PROPYLENE (29"x17"W) C/W PULLEY & CABLE SYSTEM. TO BE MOUNTED TO FRAME OF KENNEL DOOR. (TYP) (TOTAL 10)
- EXTERIOR KENNEL GULLITINE DOOR BASED ON STONE MOUNTAIN PET PRODUCTS - INSULATED DOG DOOR (29.1"x17.45"W) C/W PULLEY AND CABLE SYSTEM TO BE MOUNTED TO FRAME OF KENNEL DOOR. (TOTAL 21)
- CAST IN PLACE CONCRETE RAMP. REFER TO STRUCTURAL DRAWINGS FOR ADD INFO. PROVIDE 2" MIN. COLOR CONTRAST STRIP AT TOP AND BOTTOM OF CONCRETE RAMP.
- SPACE FOR ADULT SIZE CHANGE TABLE. PROVIDE SOLID PLY BLOCKING BETWEEN STUDS TO A HEIGHT OF 60". STUDS IN THIS AREA ARE TO BE 20 GAUGE TO SUPPORT FUTURE CHANGE TABLE.
- INTERIOR PARTITIONS IN THIS AREA ARE TO TERMINATE AT UNDERSIDE OF DECK.
- PROVIDE CONCRETE HOUSE KEEPING PAD. REFER TO FOUNDATION LAYOUT PLAN FOR ADD INFO. REFER TO MECHANICAL FOR ADD INFO.
- DEPRESSED CONCRETE SLAB INFILL TO SLOPE TOWARD LINEAR FLOOR DRAINS IN THIS AREA. REFER TO MECH.
- KENNEL DOORS SYSTEM BASED ON MASON COMPANY SANI-KENNEL SYSTEM C/W TEMPERED GLASS GATE & SIDELIGHT. REFER TO SPEC FOR HARDWARE AND ACCESSORIES. (TOTAL 21)
- SOLID PLY BLOCKING WITHIN WALL FOR FULL HEIGHT. STUDS IN THIS AREA ARE TO BE 20 GAUGE.
- SLOPE DEPRESSED GARAGE SLAB TO TOP OF FOUNDATION WALL OVER 6" MIN. SLOPE = 1/4"
- DIGITAL INFORMATION PANEL BASED ON ***** BY ***** MOUNT PANEL 42" A.F.F. REFER TO ELEC. FOR ADD. INFO.

| NOTES | PROJECT IDENTIFICATION | DRAWING IDENTIFICATION | ORIENTATION | SUB-CONSULTANT | PRIME CONSULTANT | DISCIPLINE SEAL | DRAWING SUBMISSION(S) | INTERNAL INFO | COPYRIGHT 2024 [®] | | | | | | | | | | | | | | | | | | | | | |
|---|---|------------------------|-------------|----------------|---|-----------------|--|---------------|-----------------------------|----------|---|------------------------|------------|---|-----------------|------------|---|-------------------|------------|---|-------------------------------|------------|---|-----------------------|------------|-----|-------------|------|--|--------|
| THE CONTRACTOR SHALL CHECK AND VERIFY ALL DIMENSIONS AND REPORT ANY ERRORS OR OMISSIONS TO THE ARCHITECT PRIOR TO COMMENCING OR PROCEEDING WITH ANY WORK ON THIS PROJECT. ALL DRAWINGS AND SPECIFICATIONS ARE THE PROPERTY OF THE ARCHITECT COPYRIGHT 2024 [®] . THESE DRAWINGS AND SPECIFICATIONS ARE DESIGNED FOR THE CLIENT AND THE PROPERTY INDICATED ON THESE DRAWINGS ONLY AND SHALL NOT BE CONSTRUCTED FOR ANY OTHER CLIENT OR ANY OTHER PROPERTY. DO NOT SCALE DRAWINGS. | BRANTFORD ANIMAL SHELTER 10 KRAEMER'S WAY BRANTFORD, ONTARIO N3V 0A5 <div><div>DESIGN REVIEW</div><div>SITE PLAN APPROVAL</div><div>BUILDING PERMIT</div><div>BIDS DOCUMENTS</div><div>CONTRACT DOCUMENTS</div><div>CONSTRUCTION DOCUMENTS</div><div>AS-BUILT DOCUMENTS</div></div> | FLOOR PLAN | | | 67 KING STREET WEST, CHATHAM ON N7M 1C7 TEL . 519.397.0943 EMAIL . info@roastudio.com | | <table><tr><td></td><td></td><td>MM-DD-YY</td></tr><tr><td>5</td><td>ISSUED FOR ADDENDUM #1</td><td>10-17-2024</td></tr><tr><td>4</td><td>ISSUED FOR BIDS</td><td>08-12-2024</td></tr><tr><td>3</td><td>ISSUED FOR PERMIT</td><td>07-29-2024</td></tr><tr><td>2</td><td>ISSUED FOR 100% OWNERS REVIEW</td><td>05-29-2024</td></tr><tr><td>1</td><td>ISSUED FOR 50% REVIEW</td><td>04-05-2024</td></tr><tr><td>NO.</td><td>DESCRIPTION</td><td>DATE</td></tr></table> | | | MM-DD-YY | 5 | ISSUED FOR ADDENDUM #1 | 10-17-2024 | 4 | ISSUED FOR BIDS | 08-12-2024 | 3 | ISSUED FOR PERMIT | 07-29-2024 | 2 | ISSUED FOR 100% OWNERS REVIEW | 05-29-2024 | 1 | ISSUED FOR 50% REVIEW | 04-05-2024 | NO. | DESCRIPTION | DATE | <div>ARCHITECTURE</div> <div>PROJECT ID DRAWN BY REVIEWED BY DATE SCALE</div> <div>ROA23-003 J.CASSIDY B.MARSCHNER 10.17.2024 AS NOTED</div> | A102.1 |
| | | | | | | | | | MM-DD-YY | | | | | | | | | | | | | | | | | | | | | |
| 5 | ISSUED FOR ADDENDUM #1 | 10-17-2024 | | | | | | | | | | | | | | | | | | | | | | | | | | | | |
| 4 | ISSUED FOR BIDS | 08-12-2024 | | | | | | | | | | | | | | | | | | | | | | | | | | | | |
| 3 | ISSUED FOR PERMIT | 07-29-2024 | | | | | | | | | | | | | | | | | | | | | | | | | | | | |
| 2 | ISSUED FOR 100% OWNERS REVIEW | 05-29-2024 | | | | | | | | | | | | | | | | | | | | | | | | | | | | |
| 1 | ISSUED FOR 50% REVIEW | 04-05-2024 | | | | | | | | | | | | | | | | | | | | | | | | | | | | |
| NO. | DESCRIPTION | DATE | | | | | | | | | | | | | | | | | | | | | | | | | | | | |



SEE DWG. 06/A104
SEE DWG. A103



SCALE N.T.S.
ROOF CONSTRUCTION NOTES
TAG ROOFING NOTES
R01 INSTALL METAL PIPE GUARD C/W GATE AND SECURE TO HATCH CURB (PAINT CAUTION YELLOW). SUPPLY AND INSTALL METAL HATCH LADDER. REFER TO SECTION 01B/A426 FOR ADD INFO.
R02 CONTRACTOR TO SUPPLY AND INSTALL NEW CROSS OVER STAIR/PLATFORM SYSTEM. BASED ON ALTO STAIR BY SKYLINE GROUP. REFER TO DETAIL 02/A423.
R03 INSTALL NEW 3'-3" WIDE HEAT-WELDABLE WALKWAY (HWW) FULLY ADHERED TO ROOF MEMBRANE. SEE ROOF PLAN FOR LAYOUT.
R04 REFER TO DETAIL 01/A105 FOR HP-01 CURB DETAIL. REFER TO STRUCTURAL FOR ADD INFO.

ROOF SYMBOL LEGEND

| SYMBOL | DESCRIPTION | SYMBOL | DESCRIPTION |
|--------|---|--------|--|
| | EXISTING ROOF TOP UNIT ON EXISTING CURB | | EXISTING TALL CONE OR "B" VENT |
| | E.F. - EXISTING ROOF EXHAUST FAN ON A CURB | | EXISTING ACCESS LADDER |
| | ROOF DRAIN | | EXISTING GOOSENECK EXHAUST PIPE |
| | EXISTING MECHANICAL LINE PENETRATION | | EXISTING ANTENNA |
| | HEAT WELDABLE WALKWAY | | EXISTING CONDENSER UNIT ON 2'x2' CONCRETE PAVR C/W 2" RIGID INSUL. |
| | NEW MAST OR EQUIPMENT MOUNTED ELECTRICAL OUTLET | | CONDENSER UNIT ON SLEEPER |
| | EXISTING GOOSENECK EXHAUST DUCT ON CURB | | ROOF HATCH - TYPE I |
| | RAISED GAS LINE ON SLEEPER | | GUIDE WIRE |
| | CONCRETE PAVERS | | ROOF ANCHOR |
| | ABANDONED CURB | | |

01 ROOF PLAN
A103 SCALE: 3/16" = 1'-0"

| NOTES | PROJECT IDENTIFICATION | DRAWING IDENTIFICATION | ORIENTATION | SUB-CONSULTANT | PRIME CONSULTANT | DISCIPLINE SEAL | DRAWING SUBMISSION(S) | INTERNAL INFO | COPYRIGHT 2024 |
|---|---|------------------------|-------------|----------------|--|-----------------|--|---------------|----------------|
| THE CONTRACTOR SHALL CHECK AND VERIFY ALL DIMENSIONS AND REPORT ANY ERRORS OR OMISSIONS TO THE ARCHITECT PRIOR TO COMMENCING OR PROCEEDING WITH ANY WORK ON THIS PROJECT. ALL DRAWINGS AND SPECIFICATIONS ARE THE PROPERTY OF THE ARCHITECT COPYRIGHT 2024. THESE DRAWINGS AND SPECIFICATIONS ARE DESIGNED FOR THE CLIENT AND THE PROPERTY INDICATED ON THESE DRAWINGS ONLY AND SHALL NOT BE CONSTRUCTED FOR ANY OTHER CLIENT OR ANY OTHER PROPERTY. DO NOT SCALE DRAWINGS. | BRANTFORD ANIMAL SHELTER 10 KRAEMER'S WAY BRANTFORD, ONTARIO N3V 0A5 | ROOF PLAN | | | 67 KING STREET WEST, CHATHAM ON N7M 1C7 TEL . 519.397.0943 EMAIL . info@roastudio.com | | MM-DD-YY | ARCHITECTURE | |
| | | | | | | | DESIGN REVIEW SITE PLAN APPROVAL BUILDING PERMIT BIDS DOCUMENTS CONTRACT DOCUMENTS CONSTRUCTION DOCUMENTS AS-BUILT DOCUMENTS | | |
| | | | | | | | 4 ISSUED FOR BIDS 08-12-2024 | | |
| | | | | | | | 3 ISSUED FOR PERMIT 07-29-2024 | | |
| | | | | | | | 2 ISSUED FOR 100% OWNERS REVIEW 05-29-2024 | | |
| | | | | | | | 1 ISSUED FOR 50% REVIEW 04-05-2024 | | |
| | | | | | | | NO. DESCRIPTION DATE | | |



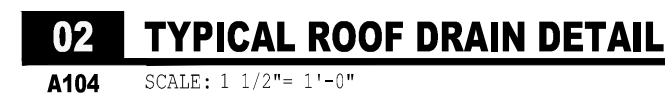
A104 SCALE: 1 1/2" = 1'-0"



A104 SCALE: 1 1/2"= 1'-0"



A104 SCALE: 1 1/2" = 1'-0"

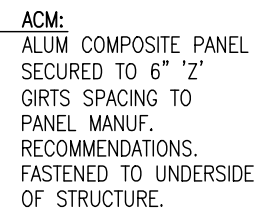


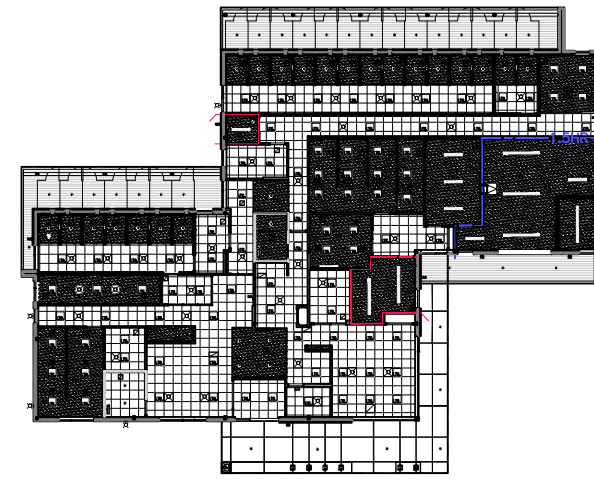
A104 SCALE: 1 1/2" = 1'-0"



A104 SCALE: 1 1/2"= 1'-0"

| NOTES | PROJECT IDENTIFICATION | DRAWING IDENTIFICATION | ORIENTATION | SUB-CONSULTANT | PRIME CONSULTANT | DISCIPLINE SEAL | DRAWING SUBMISSION(S) | INTERNAL INFO | COPYRIGHT 2024 ⁹ | | | |
|--|---|------------------------|-------------|----------------|------------------|-----------------|-----------------------|---------------|--|---|------------------------|------------|
| THE CONTRACTOR SHALL CHECK AND VERIFY ALL DIMENSIONS AND REPORT ANY ERRORS OR OMISSIONS TO THE ARCHITECT PRIOR TO COMMENCING OR PROCEEDING WITH ANY WORK ON THIS PROJECT. ALL DRAWINGS AND SPECIFICATIONS ARE THE PROPERTY OF THE ARCHITECT. COPYRIGHT 2024 ⁹ . THESE DRAWINGS AND SPECIFICATIONS ARE DESIGNED FOR THE CLIENT AND THE PROPERTY INDICATED ON THESE DRAWINGS ONLY AND SHALL NOT BE CONSTRUCTED FOR ANY OTHER CLIENT OR ANY OTHER PROPERTY. DO NOT SCALE DRAWINGS. | BRANTFORD ANIMAL SHELTER 10 KRAEMER'S WAY BRANTFORD, ONTARIO N3V 0A5 | ROOF DETAILS | | | | | | ARCHITECTURE | PROJECT ID DRAWN BY REVIEWED BY DATE SCALE | ROA23-003 J. CASSIDY B. MARSCHNER 10.17.2024 AS NOTED | | |
| | | | | | | | | | | | MM-DD-YY | |
| | | | | | | | | | | | | |
| | | | | | | | 4 | | | | ISSUED FOR ADDENDUM #1 | 10-17-2024 |
| | | | | | | | 3 | | | | ISSUED FOR BIDS | 08-12-2024 |
| 2 | ISSUED FOR PERMIT | 07-29-2024 | | | | | | | | | | |
| 1 | ISSUED FOR 100% OWNERS REVIEW | 05-29-2024 | | | | | | | | | | |
| NO. | DESCRIPTION | DATE | | | | | | | | | | |





CEILING CONSTRUCTION NOTES

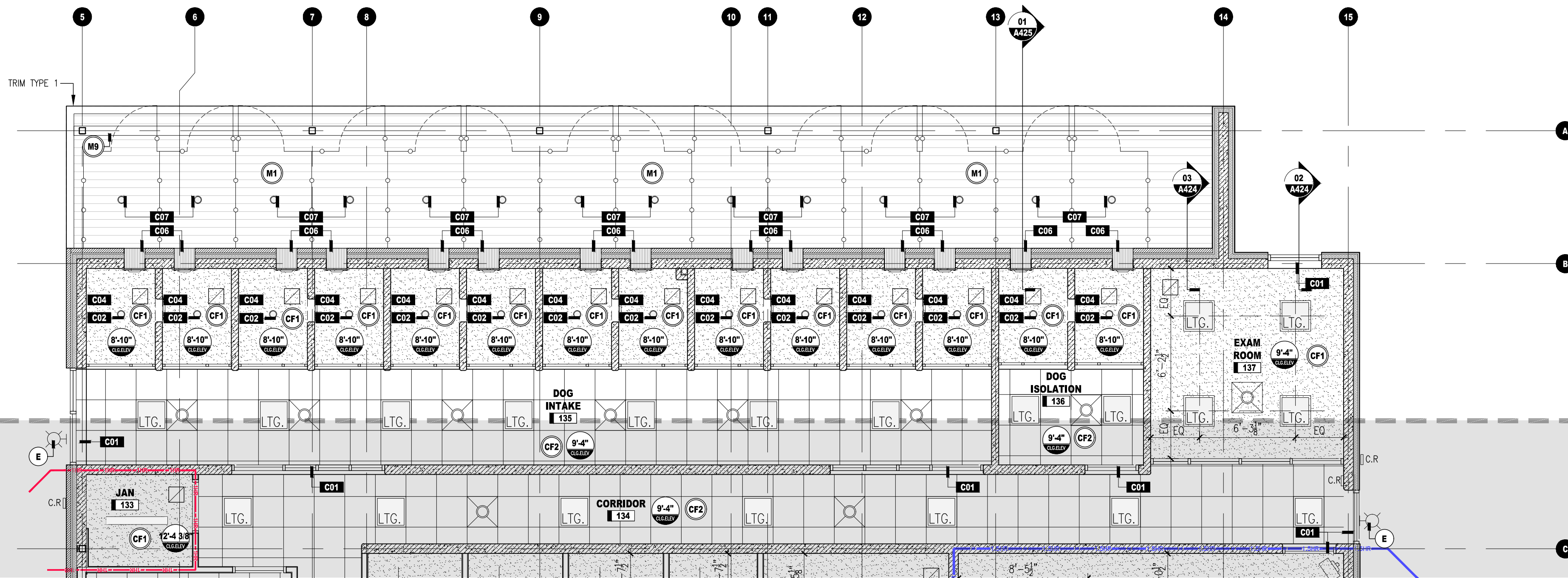
| TAG | CEILING CONSTRUCTION NOTES |
|-----|---|
| C01 | PAINT STRUCTURAL STEEL LINTEL. PAINT LINTELS PT3 UNLESS OTHERWISE NOTED. REFER TO FINISHES PLAN FOR ADD INFO. |
| C02 | POT LIGHT TO BE CENTERED IN GYPSUM BULKHEAD CEILING. TYPICAL. REFER TO ELEC FOR ADD INFO. |
| C03 | PROVIDE ADDITIONAL WOOD BLOCKING IN THIS AREA AS PER DOOR/FRAME MANUFACTURE RECOMMENDATIONS. |
| C04 | CEILING HEIGHT FROM TYPICAL FINISHES FLOOR ELEVATION. NOT DEPRESSED SLAB. REFER TO A425 FOR ADD INFO. |
| C05 | INSTALL MOISTURE RESISTANT GYPSUM BOARD IN THIS AREA. |
| C06 | PRE-FINISHED METAL FLASHING. REFER TO WALL SECTION 01/A425 FOR ADD INFO. |
| C07 | POT LIGHT TO BE CENTERED IN SOFFIT ABOVE DOG KENNEL. TYPICAL. REFER TO ELEC FOR ADD INFO. |

REFLECTED CEILING LEGEND

| SYMBOL | DESCRIPTION |
|--------|--|
| LTG. | 2' x 4' LIGHT FIXTURE SEE ELECTRICAL DRAWINGS |
| | 1' x 4' RECESSED LIGHT FIXTURE SEE ELECTRICAL DRAWINGS |
| | EXISTING RECESSED LIGHT FIXTURE |
| | SUSPENDED ACOUSTICAL CEILING, SEE ROOM FINISH SCHEDULE FOR TYPE. |
| | 8" GYPSUM BOARD ON METAL STUD @ 16" O.C. MAX. |
| | AIR SUPPLY DIFFUSER, REFER TO MECHANICAL |
| | AIR RETURN GRILLE OR EXHAUST, REFER TO MECHANICAL |
| | NEW RECESSED POT LIGHTS, REFER TO ELECTRICAL |
| FSJ | CEILING MOUNTED PROJECTOR LOCATION. SEE ELECTRICAL DRAWINGS |
| | CEILING MOUNTED WIRELESS INTERNET ACCESS POINT ROUTER. SEE ELECTRICAL DRAWINGS |
| | CEILING MOUNTED SMART BOARD PROJECTOR LOCATION. SEE ELECTRICAL DRAWINGS |

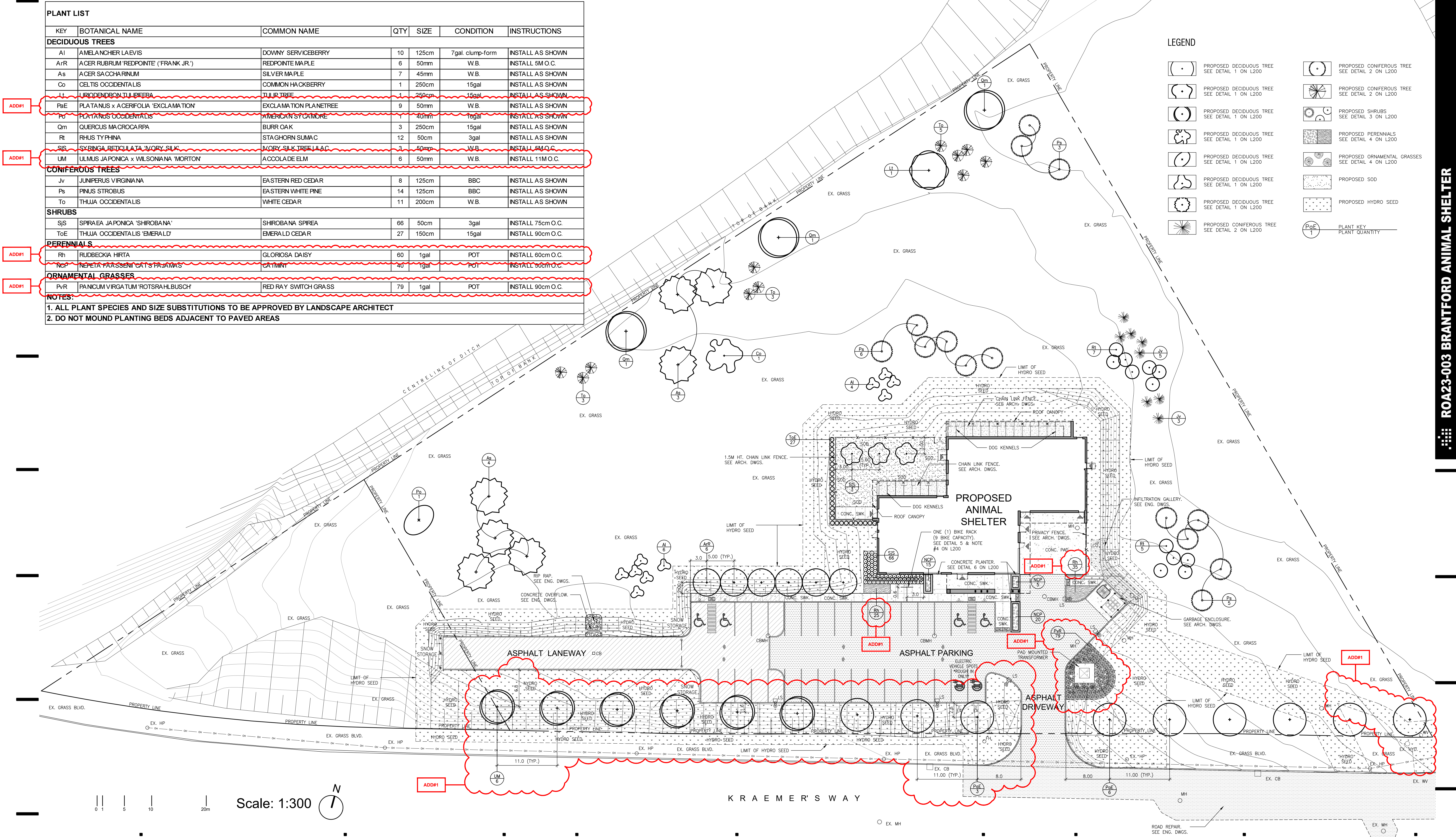
01 REFLECTED CEILING PLAN

A121.1 SCALE: 3/16" = 1'-0"

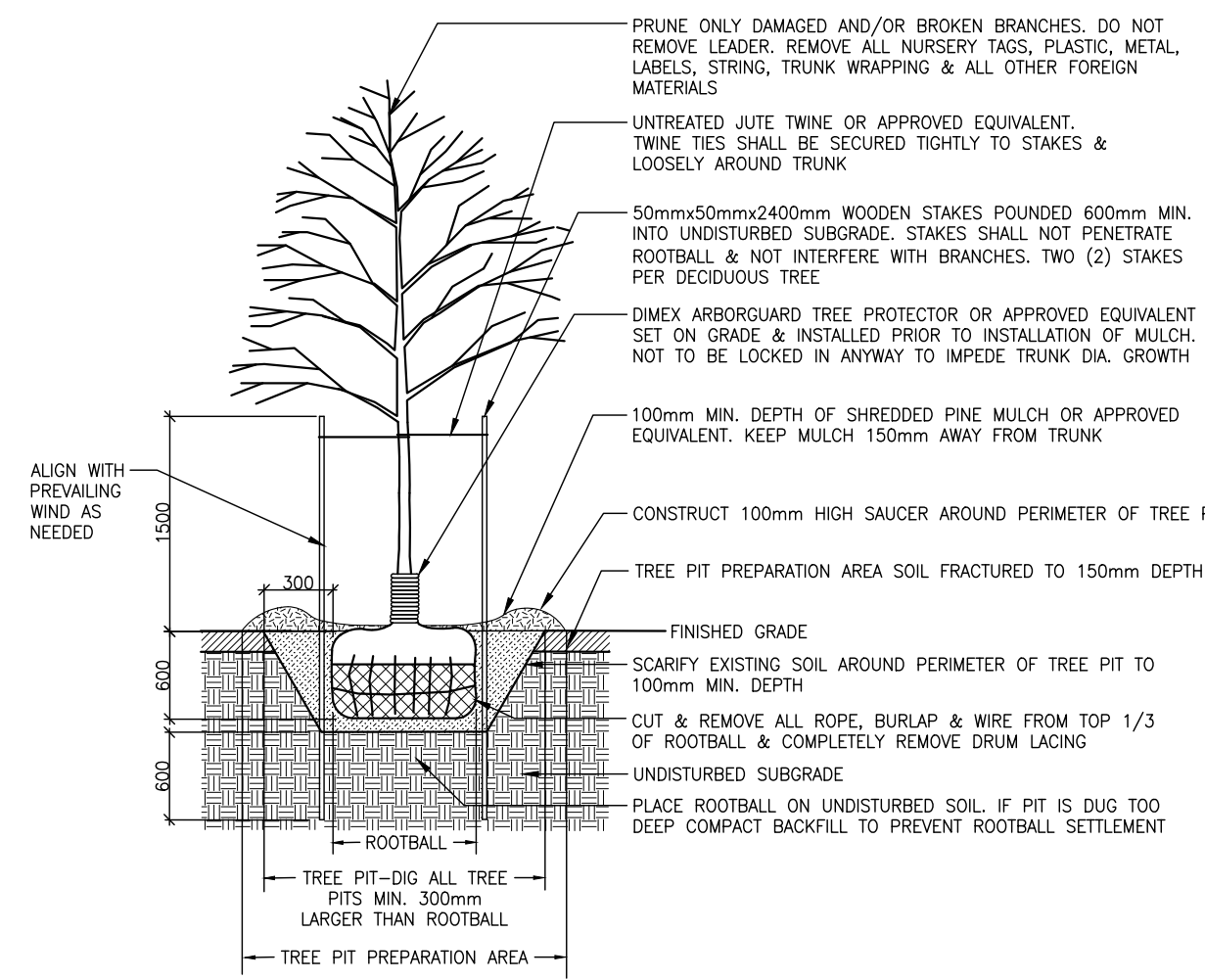


| NOTES | PROJECT IDENTIFICATION | DRAWING IDENTIFICATION | ORIENTATION | SUB-CONSULTANT | PRIME CONSULTANT | DISCIPLINE SEAL | DRAWING SUBMISSION(S) | INTERNAL INFO | COPYRIGHT 2024 |
|---|---|------------------------|-------------|----------------|--|-----------------|--|---|----------------|
| THE CONTRACTOR SHALL CHECK AND VERIFY ALL DIMENSIONS AND REPORT ANY ERRORS OR OMISSIONS TO THE ARCHITECT PRIOR TO COMMENCING OR PROCEEDING WITH ANY WORK ON THIS PROJECT. ALL DRAWINGS AND SPECIFICATIONS ARE THE PROPERTY OF THE ARCHITECT COPYRIGHT 2024. THESE DRAWINGS AND SPECIFICATIONS ARE DESIGNED FOR THE CLIENT AND THE PROPERTY INDICATED ON THESE DRAWINGS ONLY AND SHALL NOT BE CONSTRUCTED FOR ANY OTHER CLIENT OR ANY OTHER PROPERTY. DO NOT SCALE DRAWINGS. | BRANTFORD ANIMAL SHELTER 10 KRAEMER'S WAY BRANTFORD, ONTARIO N3V 0A5 <div><div>DESIGN REVIEW</div><div>SITE PLAN APPROVAL</div><div>BUILDING PERMIT</div><div>BIDS DOCUMENTS</div><div>CONTRACT DOCUMENTS</div><div>CONSTRUCTION DOCUMENTS</div><div>AS-BUILT DOCUMENTS</div></div> | REFLECTED CEILING PLAN | | | 67 KING STREET WEST, CHATHAM ON N7M 1C7 TEL . 519.397.0943 EMAIL . info@roastudio.com | | <div></div> | ARCHITECTURE PROJECT ID DRAWN BY REVIEWED BY DATE SCALE ROA23-003 J.CASSIDY B.MARSCHNER 10.17.2024 AS NOTED | A121.1 |
| | | | | | | | | | |
| | | | | | | | 5 ISSUED FOR ADDENDUM 10-17-2024 | | |
| | | | | | | | 4 ISSUED FOR BIDS 08-12-2024 | | |
| | | | | | | | 3 ISSUED FOR PERMIT 07-29-2024 | | |
| | | | | | | | 2 ISSUED FOR 100% OWNERS REVIEW 05-29-2024 | | |
| 1 ISSUED FOR 50% REVIEW 04-05-2024 | | | | | | | | | |
| NO. DESCRIPTION DATE | | | | | | | | | |

| PLANT LIST | | | | | | |
|---|---|----------------------|-----|-------|------------------|-------------------|
| KEY | BOTANICAL NAME | COMMON NAME | QTY | SIZE | CONDITION | INSTRUCTIONS |
| DECIDUOUS TREES | | | | | | |
| AI | AMELANCHIER LAEVIS | DOWNY SERVICEBERRY | 10 | 125cm | 7gal. clump-form | INSTALL AS SHOWN |
| A/R | ACER RUBRUM 'REDPOINTE' ('FRANK JR.') | REDPOINTE MAPLE | 6 | 50mm | W.B. | INSTALL 5M O.C. |
| As | ACER SACCHARINUM | SILVER MAPLE | 7 | 45mm | W.B. | INSTALL AS SHOWN |
| Co | CELTIS OCCIDENTALIS | COMMON HACKBERRY | 1 | 250cm | 15gal | INSTALL AS SHOWN |
| LT | LIRIODENDRON TULIPIFERA | TULIP TREE | 1 | 250cm | 15gal | INSTALL AS SHOWN |
| ADD#1 | PaE PLATANUS x ACERIFOLIA 'EXCLAMATION' | EXCLAMATION PLANTREE | 9 | 50mm | W.B. | INSTALL AS SHOWN |
| Pa | PLATANUS OCCIDENTALIS | AMERICAN SYCAMORE | 1 | 40mm | 10gal | INSTALL AS SHOWN |
| Qm | QUERCUS MACROCARPA | BURR OAK | 3 | 250cm | 15gal | INSTALL AS SHOWN |
| Rt | RHUS TYPHINA | STAGHORN SUMAC | 12 | 50cm | 3gal | INSTALL AS SHOWN |
| SIS | SYRINGA RETICULATA 'MORY SILK' | MORY SILK TREE LILAC | 3 | 50mm | W.B. | INSTALL 5M O.C. |
| ADD#1 | UM ULMUS JAPONICA x WILSONIANA 'MORTON' | ACCOLADE ELM | 6 | 50mm | W.B. | INSTALL 11M O.C. |
| CONIFEROUS TREES | | | | | | |
| Jv | JUNIPERUS VIRGINIANA | EASTERN RED CEDAR | 8 | 125cm | BBC | INSTALL AS SHOWN |
| Ps | PINUS STROBUS | EASTERN WHITE PINE | 14 | 125cm | BBC | INSTALL AS SHOWN |
| To | THUJA OCCIDENTALIS | WHITE CEDAR | 11 | 200cm | W.B. | INSTALL AS SHOWN |
| SHRUBS | | | | | | |
| SJS | SPIRAEA JAPONICA 'SHIROBANA' | SHIROBANA SPIREA | 66 | 50cm | 3gal | INSTALL 75cm O.C. |
| ToE | THUJA OCCIDENTALIS 'EMERALD' | EMERALD CEDAR | 27 | 150cm | 15gal | INSTALL 90cm O.C. |
| PERENNIALS | | | | | | |
| ADD#1 | Rh RUDBECKIA HIRTA | GLORIOSA DAISY | 60 | 1gal | POT | INSTALL 60cm O.C. |
| Ncp | NEPETA FAASSENII 'CAT'S PAJAMAS' | CAT MINT | 40 | 1gal | POT | INSTALL 90cm O.C. |
| ORNAMENTAL GRASSES | | | | | | |
| ADD#1 | PvR PANICUM VIRGATUM 'ROTSRAHLBUSCH' | RED RAY SWITCH GRASS | 79 | 1gal | POT | INSTALL 90cm O.C. |
| NOTES: | | | | | | |
| 1. ALL PLANT SPECIES AND SIZE SUBSTITUTIONS TO BE APPROVED BY LANDSCAPE ARCHITECT | | | | | | |
| 2. DO NOT MOUND PLANTING BEDS ADJACENT TO PAVED AREAS | | | | | | |



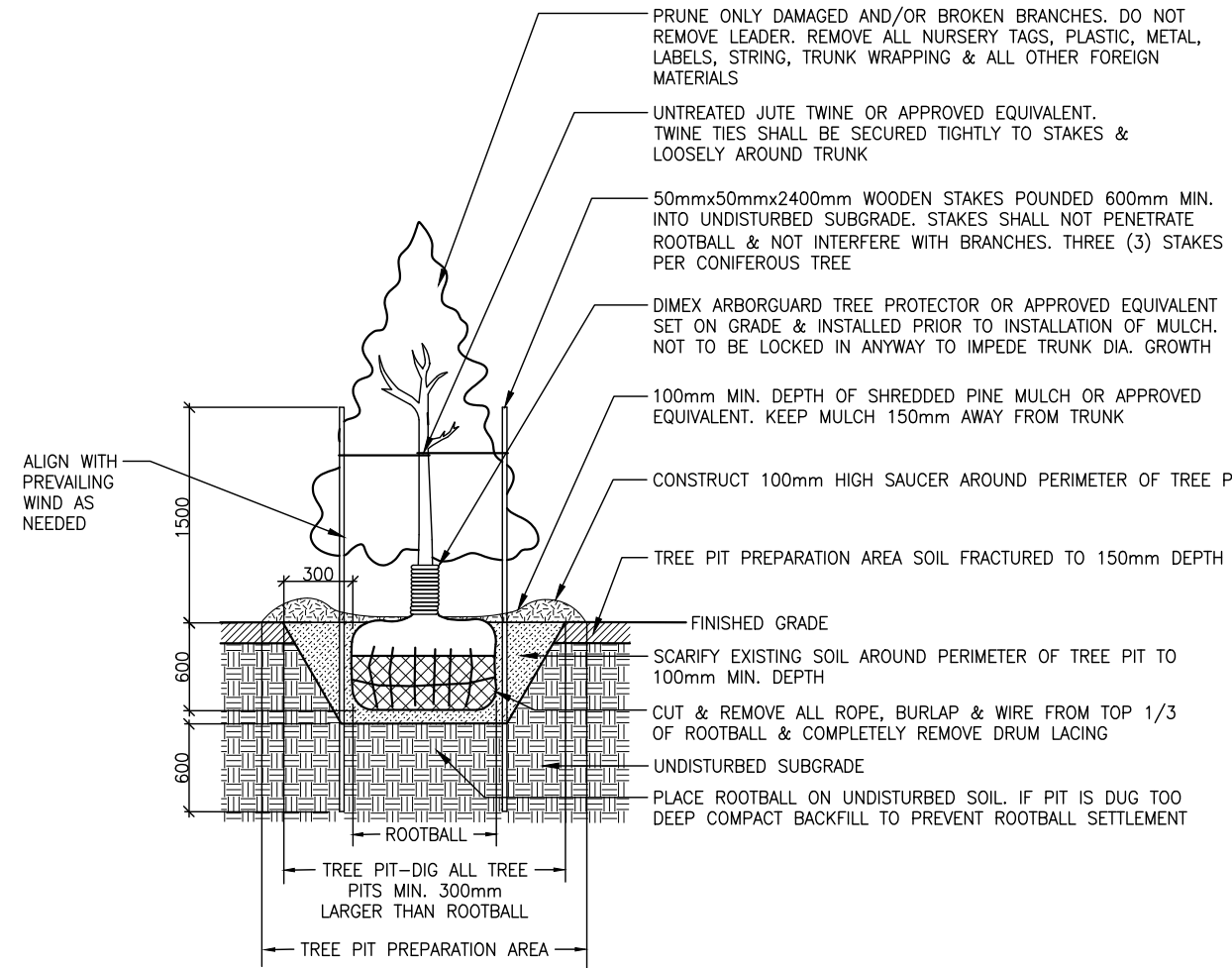
| NOTES | PROJECT IDENTIFICATION | DRAWING IDENTIFICATION | ORIENTATION | SUB-CONSULTANT | PRIME CONSULTANT | DISCIPLINE SEAL | DRAWING SUBMISSION(S) | INTERNAL INFO | COPYRIGHT 2024 |
|---|---|------------------------|-------------|---|--|-----------------|--|--|----------------|
| THE CONTRACTOR SHALL CHECK AND VERIFY ALL DIMENSIONS AND REPORT ANY ERRORS OR OMISSIONS TO THE ARCHITECT PRIOR TO COMMENCING OR PROCEEDING WITH ANY WORK ON THIS PROJECT. ALL DRAWINGS AND SPECIFICATIONS ARE THE PROPERTY OF THE ARCHITECT COPYRIGHT 2017. THESE DRAWINGS AND SPECIFICATIONS ARE DESIGNED FOR THE CLIENT AND THE PROPERTY INDICATED ON THESE DRAWINGS ONLY AND SHALL NOT BE CONSTRUCTED FOR ANY OTHER CLIENT OR ANY OTHER PROPERTY. DO NOT SCALE DRAWINGS. | BRANTFORD ANIMAL SHELTER 10 KRAEMER'S WAY BRANTFORD, ONTARIO N3V 0A5 | LANDSCAPE PLAN | | ARTHUR LIERMAN LANDSCAPE ARCHITECTURE Suite 2018 - 258 Richmond St. London ON N6B 2H7 519.667.1422 www.alierman.ca | ROA STUDIO 67 KING STREET WEST, CHATHAM ON N7M 1C7 TEL : 519.397.0943 EMAIL : info@roastudio.com | | MM-DD-YY 6 ISSUED FOR ADD#1 10-17-24 5 REISSUED FOR SPA 10-09-24 4 ISSUED FOR TENDER 08-12-24 3 ISSUED FOR PERMIT 07-29-24 2 ISSUED FOR SPA 06-18-24 1 ISSUED FOR 100% REVIEW 05-29-24 NO. DESCRIPTION DATE | LANDSCAPE PROJECT ID DRAWN BY REVIEWED BY DATE SCALE ROA17-002 JR 05.16.2024 AS NOTED | L100 |



SPECIFICATIONS:

1. ROOT FLARE TO BE INSTALLED 50-100mm HIGHER THAN FINISHED GRADE TO ALLOW FOR SETTLEMENT.
2. SAUCER TO BE SOAKED WITH WATER & MULCHED IMMEDIATELY FOLLOWING PLANTING.
3. BACKFILL AREA SHOULD BE WATER SETTLED TO ENSURE CONTACT BETWEEN ROOTBALL & TREE PIT PREPARATION AREA. BACKFILL TO BE INSTALLED IN LIGHTLY TAMPED 150mm LIFTS TO AVOID AIR POCKETS.
4. ALL DIMENSIONS ARE IN MILLIMETERS UNLESS OTHERWISE NOTED.
5. ALL TWINE & BURLAP AROUND ROOTBALL MUST BE BIO-DEGRADABLE. NYLON ROPE IS NOT ACCEPTED.
6. TREE CALIPER OR HEIGHT MUST MEET CONTRACT REQUIREMENTS.
7. PLANTING DETAIL TO BE READ IN CONJUNCTION WITH TREE PLANTING SPECIFICATIONS.
8. ALL STAKES & SUPPORTS SYSTEMS TO BE REMOVED AFTER TWO (2) FULL GROWING SEASONS.

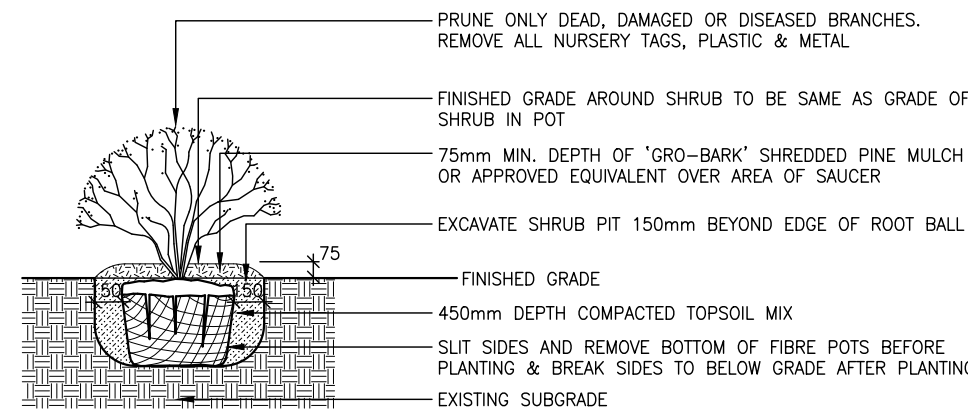
1 L200 DECIDUOUS TREE PLANTING n.t.s.



SPECIFICATIONS:

1. ROOT FLARE TO BE INSTALLED 50-100mm HIGHER THAN FINISHED GRADE TO ALLOW FOR SETTLEMENT.
2. SAUCER TO BE SOAKED WITH WATER & MULCHED IMMEDIATELY FOLLOWING PLANTING.
3. BACKFILL AREA SHOULD BE WATER SETTLED TO ENSURE CONTACT BETWEEN ROOTBALL & TREE PIT PREPARATION AREA. BACKFILL TO BE INSTALLED IN LIGHTLY TAMPED 150mm LIFTS TO AVOID AIR POCKETS.
4. ALL DIMENSIONS ARE IN MILLIMETERS UNLESS OTHERWISE NOTED.
5. ALL TWINE & BURLAP AROUND ROOTBALL MUST BE BIO-DEGRADABLE. NYLON ROPE IS NOT ACCEPTED.
6. TREE CALIPER OR HEIGHT MUST MEET CONTRACT REQUIREMENTS.
7. PLANTING DETAIL TO BE READ IN CONJUNCTION WITH TREE PLANTING SPECIFICATIONS.
8. ALL STAKES & SUPPORTS SYSTEMS TO BE REMOVED AFTER TWO (2) FULL GROWING SEASONS.

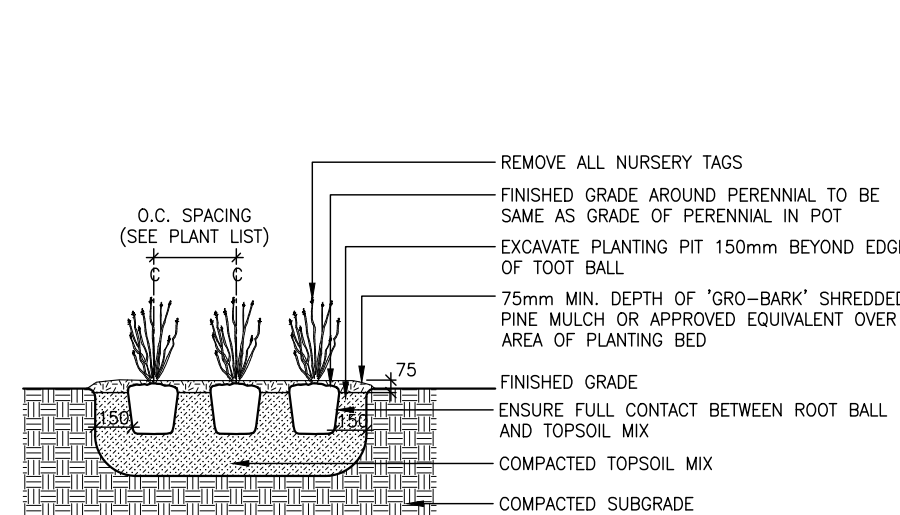
2 L200 CONIFEROUS TREE PLANTING n.t.s.



SPECIFICATIONS:

1. TOPSOIL MIX, SEE SPEC.
2. WATER THOROUGHLY AFTER INSTALLATION.
3. IF CONTAINER IS NON-ORGANIC REMOVE COMPLETELY.
4. SCARIFY SUBGRADE PIT BOTTOM AND SIDES TO MIN. 150mm.
5. SCARIFY SUBGRADE PIT BOTTOM AND SIDES TO MIN. 150mm.

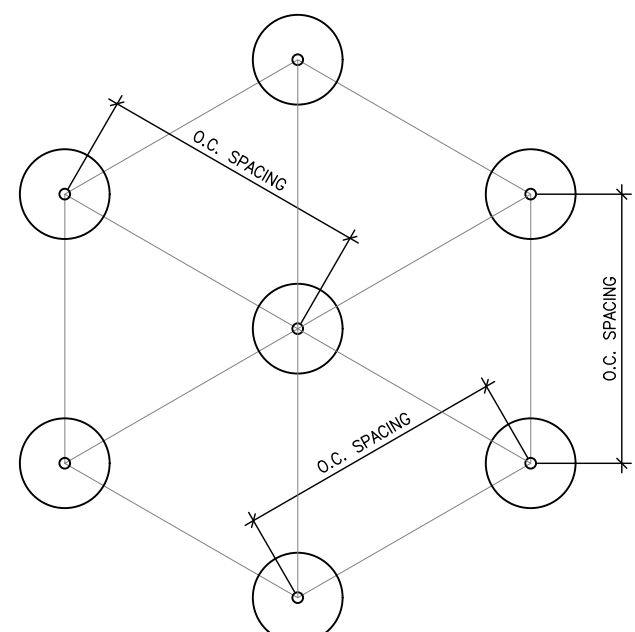
3 L200 SHRUB PLANTING n.t.s.



SPECIFICATIONS:

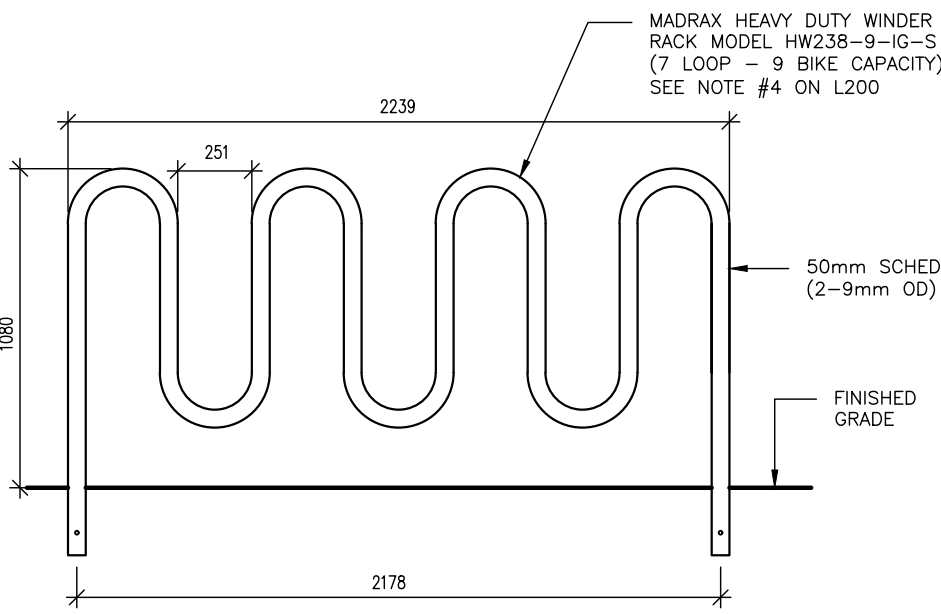
1. TOPSOIL MIX, SEE SPEC.
2. WATER THOROUGHLY AFTER INSTALLATION.
3. IF CONTAINER IS NON-ORGANIC REMOVE COMPLETELY.
4. SCARIFY SUBGRADE PIT BOTTOM AND SIDES TO MIN. 150mm.

4 L200 PERENNIAL & ORNAMENTAL GRASS n.t.s.



LAYOUT NOTES:

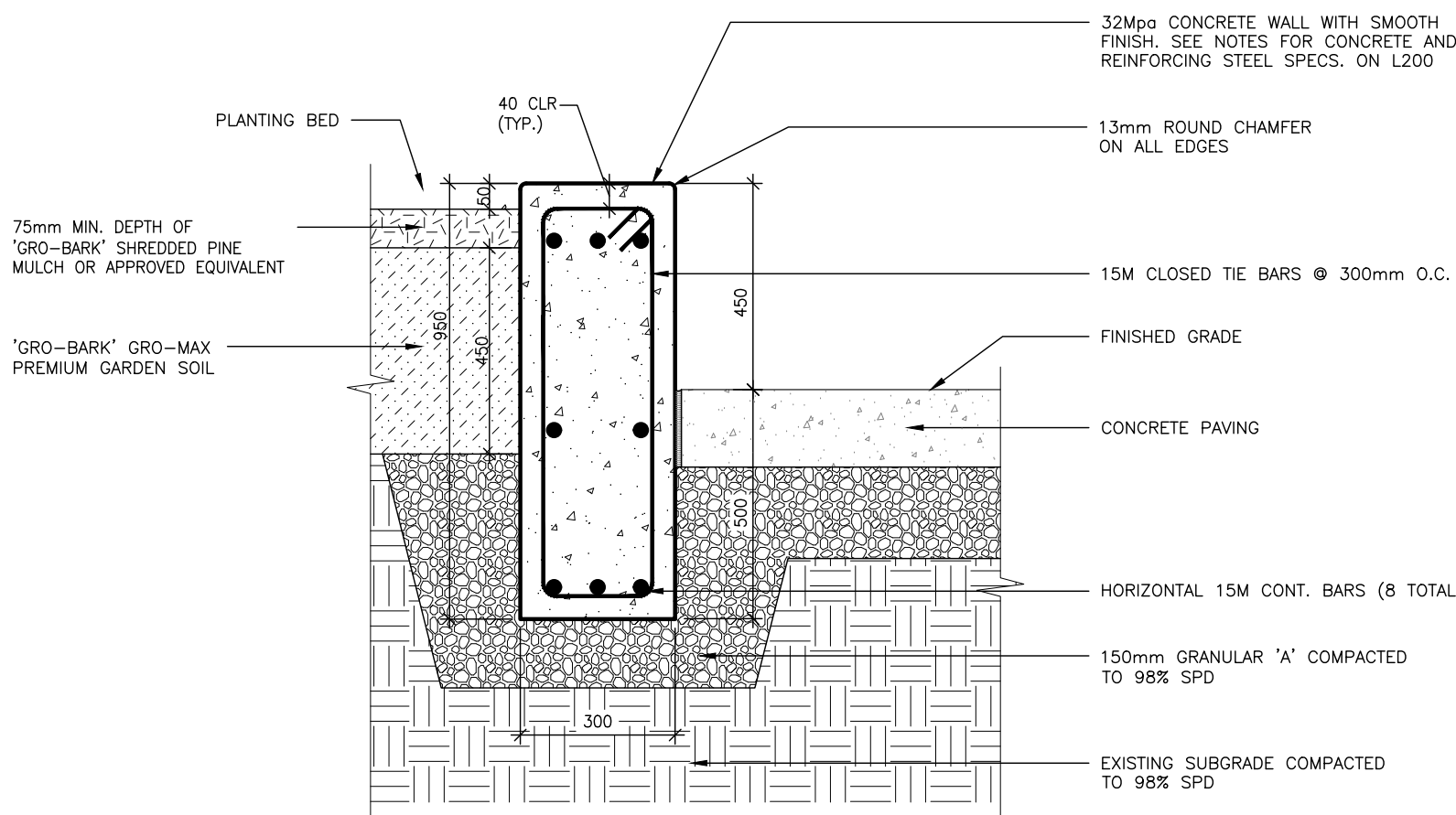
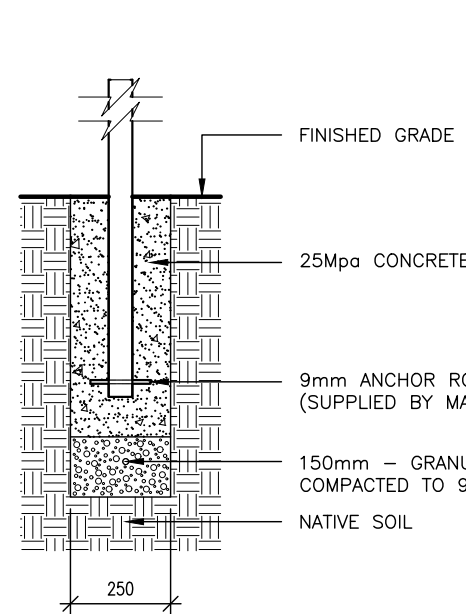
1. SEE PLANT LIST INSTRUCTIONS FOR O.C. (ON CENTRE) SPACING.
2. STAGGERED LAYOUT UNLESS OTHERWISE SHOWN.



NOTES:

1. INSTALL BIKE RACK IN ACCORDANCE WITH MANUFACTURER'S SPECIFICATIONS.

5 L200 BIKE RACK n.t.s.



6 L200 CONCRETE PLANTER n.t.s.

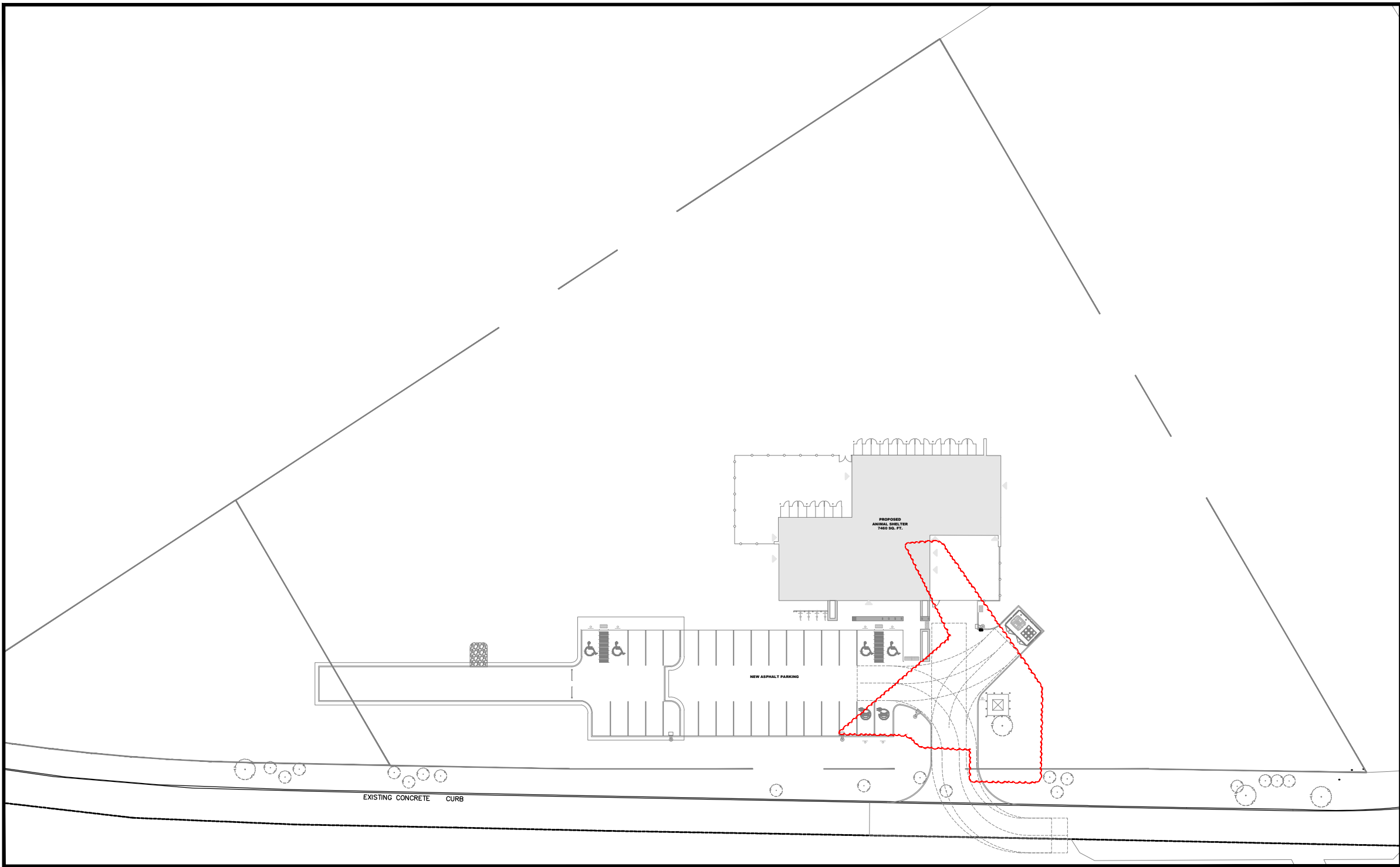
CONCRETE NOTES:

- ALL CONCRETE SHALL HAVE A COMPRESSIVE STRENGTH OF 30Mpa AT 28 DAYS UNLESS NOTED OTHERWISE.
- EXTERIOR CONCRETE SIDEWALKS AND SLABS SHALL HAVE A MINIMUM COMPRESSIVE STRENGTH OF 4650 PSI (32Mpa) AT 28 DAYS.
- AIR CONTENT TO BE 4% EXCEPT FOR TROWELLED INTERIOR SLABS AND FOOTINGS.
- REINFORCING STEEL TO BE C.S.A. STANDARD G30.12-M 1977 GRADE 400.
- CLEAR COVER FOR REINFORCING STEEL SHALL BE AS FOLLOWS:

| LOCATION | BAR SIZE | SPECIFIED COVER |
|---|--------------------------|------------------------------|
| IN CONCRETE CAST AGAINST AND PERMANENTLY EXPOSED TO EARTH | ALL BARS | 75mm (3") |
| IN CONCRETE EXPOSED TO EARTH OR WEATHER | 20M OR LARGER 10M & 15M | 50mm (2") 38mm (1 1/2") |
| IN SLAB, WALLS OR JOISTS NOT EXPOSED TO EARTH OR WEATHER | 45M & 55M 35M OR SMALLER | 38mm (1 1/2") 19mm (3/4") |

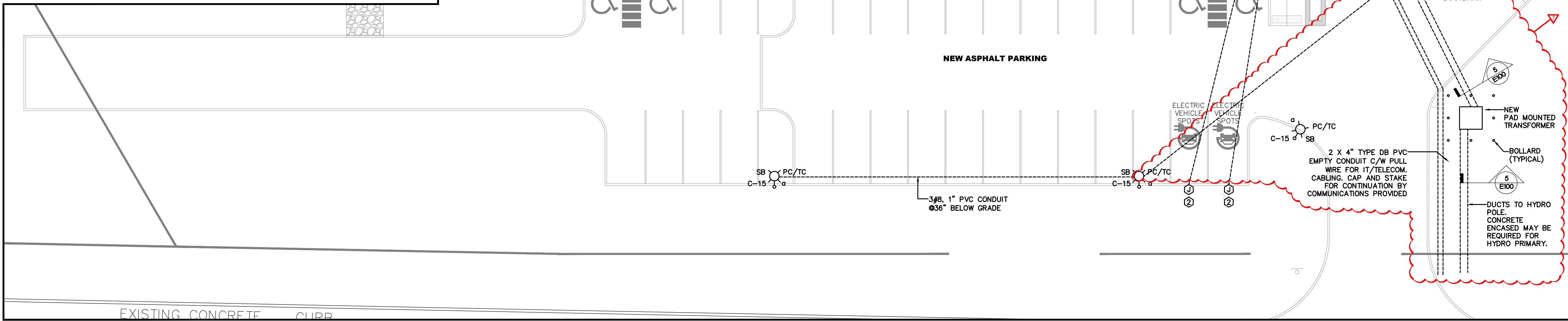
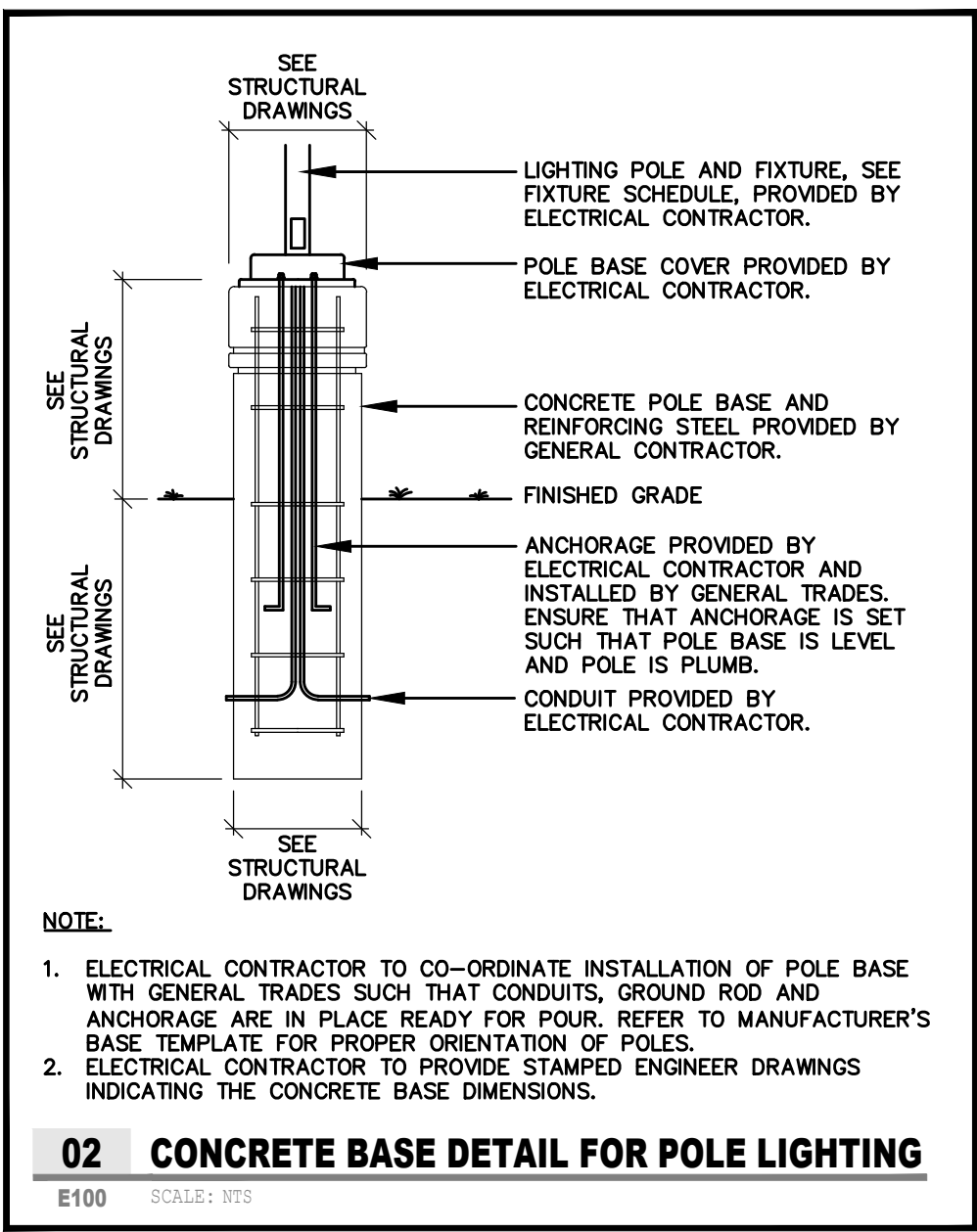
- IN COLUMNS BEAMS OR GIRDERS NOT EXPOSED TO EARTH OR WEATHER
- LAP ALL BARS 36 DIAMETERS UNLESS NOTED OTHERWISE.
- MIXING, PLACING AND CURING OF ALL CONCRETE AND THE DETAILING AND PLACING OF ALL REINFORCING STEEL SHALL CONFORM TO C.S.A. A23.1 2004.
- CONSTRUCTION JOINTS NOT SHOWN ON DRAWINGS MUST BE APPROVED BY ENGINEER.
- ALL REINFORCED CONCRETE WORK HAS BEEN DESIGNED IN ACCORDANCE WITH C.S.A. A23.3 2004.

| NOTES | PROJECT IDENTIFICATION | DRAWING IDENTIFICATION | ORIENTATION | SUB-CONSULTANT | PRIME CONSULTANT | DISCIPLINE SEAL | DRAWING SUBMISSION(S) | INTERNAL INFO | COPYRIGHT 2024* |
|---|---|------------------------|-------------|--|--|-----------------|--|--|-----------------|
| THE CONTRACTOR SHALL CHECK AND VERIFY ALL DIMENSIONS AND REPORT ANY ERRORS OR OMISSIONS TO THE ARCHITECT PRIOR TO COMMENCING OR PROCEEDING WITH ANY WORK ON THIS PROJECT. ALL DRAWINGS AND SPECIFICATIONS ARE THE PROPERTY OF THE ARCHITECT COPYRIGHT 2017. THESE DRAWINGS AND SPECIFICATIONS ARE DESIGNED FOR THE CLIENT AND THE PROPERTY INDICATED ON THESE DRAWINGS ONLY AND SHALL NOT BE CONSTRUCTED FOR ANY OTHER CLIENT OR ANY OTHER PROPERTY. DO NOT SCALE DRAWINGS. | BRANTFORD ANIMAL SHELTER 10 KRAEMER'S WAY BRANTFORD, ONTARIO N3V 0A5 | LANDSCAPE DETAILS | | ARTHUR LIERMAN LANDSCAPE ARCHITECTURE Suite 2018 - 258 Richmond St. London ON N6B 2H7 519.667.1422 www.alleremania.co | ROA STUDIO 67 KING STREET WEST, CHATHAM ON N7M 1C7 TEL : 519.397.0943 EMAIL : info@roastudio.com | | MM-DD-YY 6 ISSUED FOR ADD#1 10-17-24 5 REISSUED FOR SPA 10-09-24 4 ISSUED FOR TENDER 08-12-24 3 ISSUED FOR PERMIT 07-29-24 2 ISSUED FOR SPA 06-18-24 1 ISSUED FOR 100% REVIEW 05-29-24 NO. DESCRIPTION DATE | LANDSCAPE PROJECT ID DRAWN BY REVIEWED BY DATE SCALE ROA17-002 JR AL 04.23.2024 AS NOTED | |



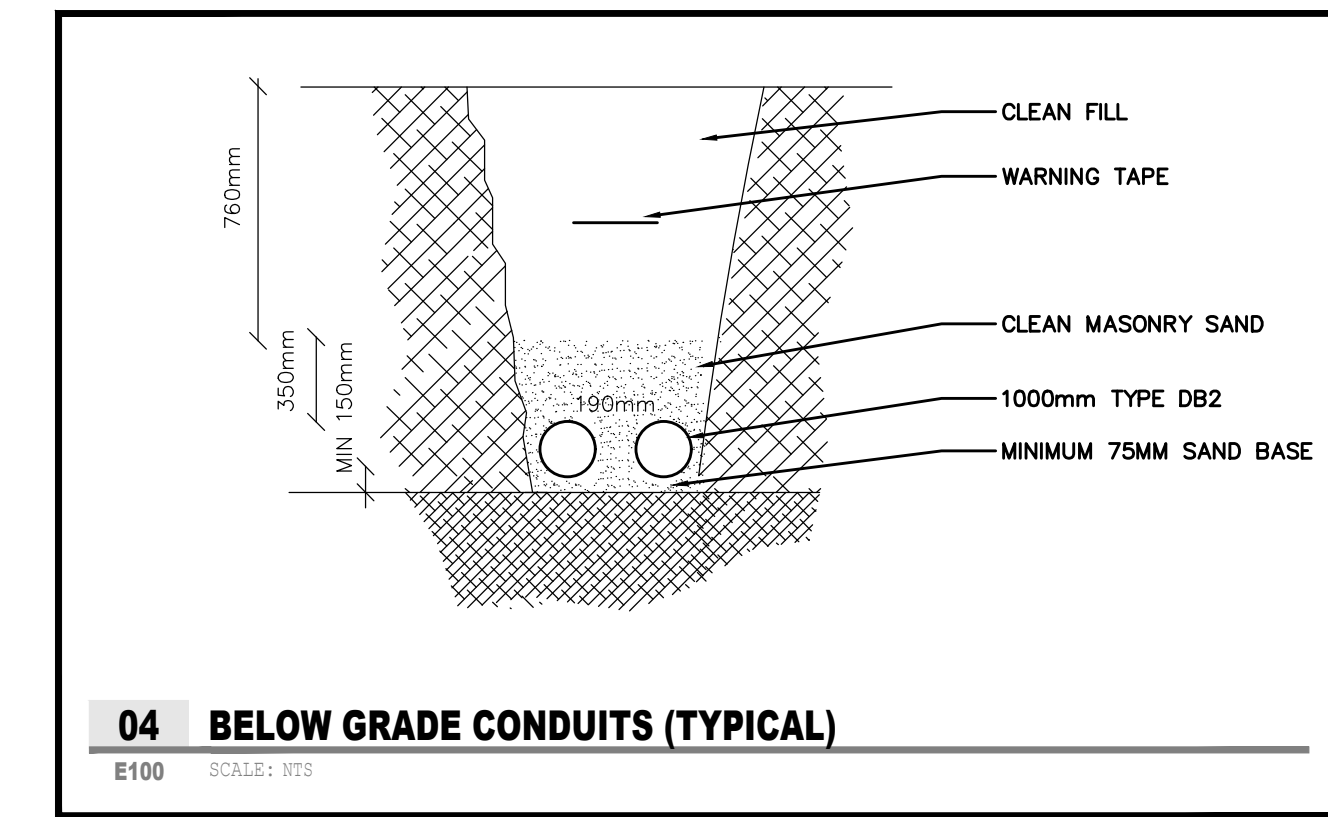
01 ELECTRICAL SITE KEY PLAN

E100 SCALE: 1/64" = 1' - 0"



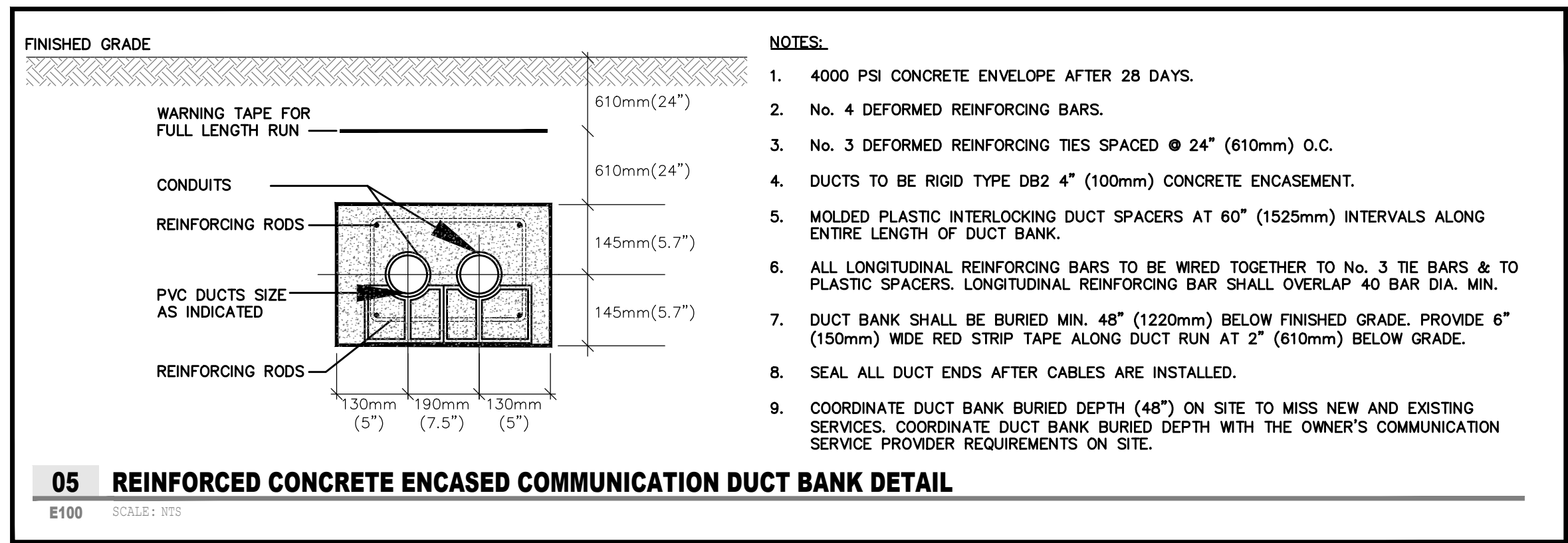
03 ELECTRICAL SITE PLAN - NEW

E100 SCALE: 1/16"=1'-0"



04 BELOW GRADE CONDUITS (TYPICAL)

E100 SCALE: NTS



05 REINFORCED CONCRETE ENCASED COMMUNICATION DUCT BANK DETAIL

E100 SCALE: NTS

| NOTES | PROJECT IDENTIFICATION | DRAWING IDENTIFICATION | ORIENTATION | SUB-CONSULTANT | PRIME CONSULTANT | DISCIPLINE SEAL | DRAWING SUBMISSION(S) | INTERNAL INFO | COPYRIGHT 2018 | | | | | | | | | | | | | | | | | | | | | | | | |
|---|--|-----------------------------|-------------|---|---|-----------------|--|---------------|---------------------------|----------|---|-------------------|----------|---|-------------------|----------|---|----------------|----------|---|------------------------|----------|---|------------------------|----------|---|-----------------------|----------|-----|-------------|------|---|-------------------|
| <p>THE CONTRACTOR SHALL CHECK AND VERIFY ALL DIMENSIONS AND REPORT ANY ERRORS OR OMISSIONS TO THE ARCHITECT PRIOR TO COMMENCING OR PROCEEDING WITH ANY WORK ON THIS PROJECT. ALL DRAWINGS AND SPECIFICATIONS ARE THE PROPERTY OF THE ARCHITECT. COPYRIGHT 2018. THESE DRAWINGS AND SPECIFICATIONS ARE DESIGNED FOR THE CLIENT AND THE PROPERTY INDICATED ON THESE DRAWINGS ONLY AND SHALL NOT BE CONSTRUCTED FOR ANY OTHER CLIENT OR ANY OTHER PROPERTY. DO NOT SCALE DRAWINGS.</p> | <p>BRANTFORD ANIMAL SHELTER 10 KRAEMER'S WAY BRANTFORD, ONTARIO N3V 0A5</p> <div><div>DESIGN REVIEW</div><div>SITE PLAN APPROVAL</div><div>BUILDING PERMIT</div><div>BIDS DOCUMENTS</div><div>CONTRACT DOCUMENTS</div><div>CONSTRUCTION DOCUMENTS</div><div>AS-BUILT</div></div> | <p>ELECTRICAL SITE PLAN</p> | | <p>VR ENGINEERING FORWARD</p> <p>Vanderwesten & Rutherford Associates Inc. Mechanical & Electrical Engineers London, Windsor, Ottawa www.vreng.ca 519-652-5047 VR#23-013</p> | <p>ROA STUDIO</p> <p>67 KING STREET WEST, CHATHAM ON N7M 1C7 TEL : 519.397.0943 EMAIL : email@roostudio.com</p> | | <table><tr><td>1</td><td>ISSUED FOR ADDENDUM ME-01</td><td>17-10-24</td></tr><tr><td>6</td><td>ISSUED FOR TENDER</td><td>08-12-24</td></tr><tr><td>5</td><td>ISSUED FOR PERMIT</td><td>07-29-24</td></tr><tr><td>4</td><td>ISSUED FOR SPA</td><td>06-18-24</td></tr><tr><td>3</td><td>ISSUED FOR 100% REVIEW</td><td>05-29-24</td></tr><tr><td>2</td><td>ISSUED FOR 100% REVIEW</td><td>05-17-24</td></tr><tr><td>1</td><td>ISSUED FOR 50% REVIEW</td><td>04-02-24</td></tr><tr><td>NO.</td><td>DESCRIPTION</td><td>DATE</td></tr></table> | 1 | ISSUED FOR ADDENDUM ME-01 | 17-10-24 | 6 | ISSUED FOR TENDER | 08-12-24 | 5 | ISSUED FOR PERMIT | 07-29-24 | 4 | ISSUED FOR SPA | 06-18-24 | 3 | ISSUED FOR 100% REVIEW | 05-29-24 | 2 | ISSUED FOR 100% REVIEW | 05-17-24 | 1 | ISSUED FOR 50% REVIEW | 04-02-24 | NO. | DESCRIPTION | DATE | <div><div>ELECTRICAL</div><div>PROJECT ID DRAWN BY REVIEWED BY DATE SCALE</div><div>ROA23-003 UP AF 03-06-24 AS NOTED</div></div> | <div>E100.1</div> |
| 1 | ISSUED FOR ADDENDUM ME-01 | 17-10-24 | | | | | | | | | | | | | | | | | | | | | | | | | | | | | | | |
| 6 | ISSUED FOR TENDER | 08-12-24 | | | | | | | | | | | | | | | | | | | | | | | | | | | | | | | |
| 5 | ISSUED FOR PERMIT | 07-29-24 | | | | | | | | | | | | | | | | | | | | | | | | | | | | | | | |
| 4 | ISSUED FOR SPA | 06-18-24 | | | | | | | | | | | | | | | | | | | | | | | | | | | | | | | |
| 3 | ISSUED FOR 100% REVIEW | 05-29-24 | | | | | | | | | | | | | | | | | | | | | | | | | | | | | | | |
| 2 | ISSUED FOR 100% REVIEW | 05-17-24 | | | | | | | | | | | | | | | | | | | | | | | | | | | | | | | |
| 1 | ISSUED FOR 50% REVIEW | 04-02-24 | | | | | | | | | | | | | | | | | | | | | | | | | | | | | | | |
| NO. | DESCRIPTION | DATE | | | | | | | | | | | | | | | | | | | | | | | | | | | | | | | |