

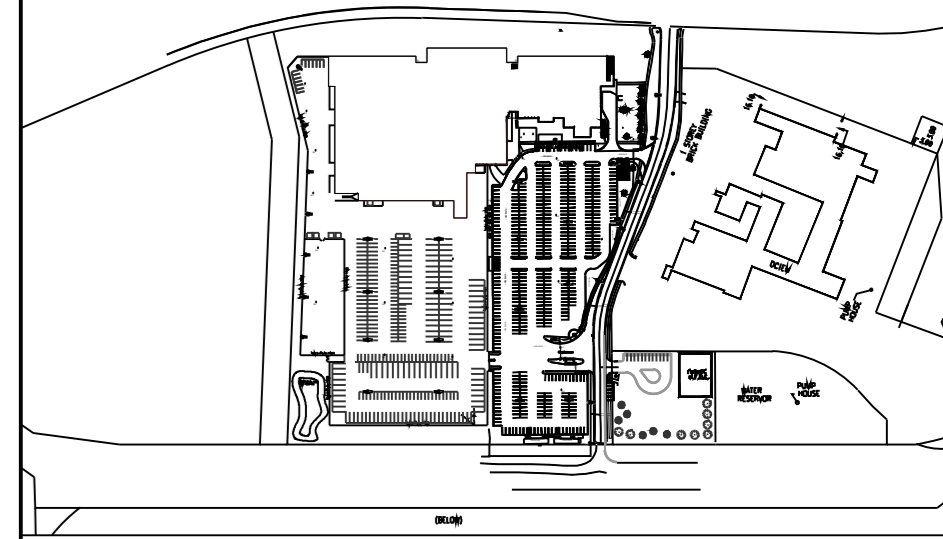
This design is an instrument of service and is protected by copyright, copyright for the consultant's instrument of service belongs to the consultant. Copies including electronic copies may only be used for the purpose intended and for a one-time use, on the same site, and for the same project and may not be offered for sale or transfer without the express written consent of the consultant.

Cette conception est un instrument de service protégé par le droit d'auteur. Le droit d'auteur sur l'instrument de service appartient à ce dernier. Les exemplaires de ce dessin, y compris les exemplaires électroniques, ne peuvent être diffusés, réimprimés, copiés, ni être offerts en vente ni transférés sans le consentement écrit express de l'expert-consultant.

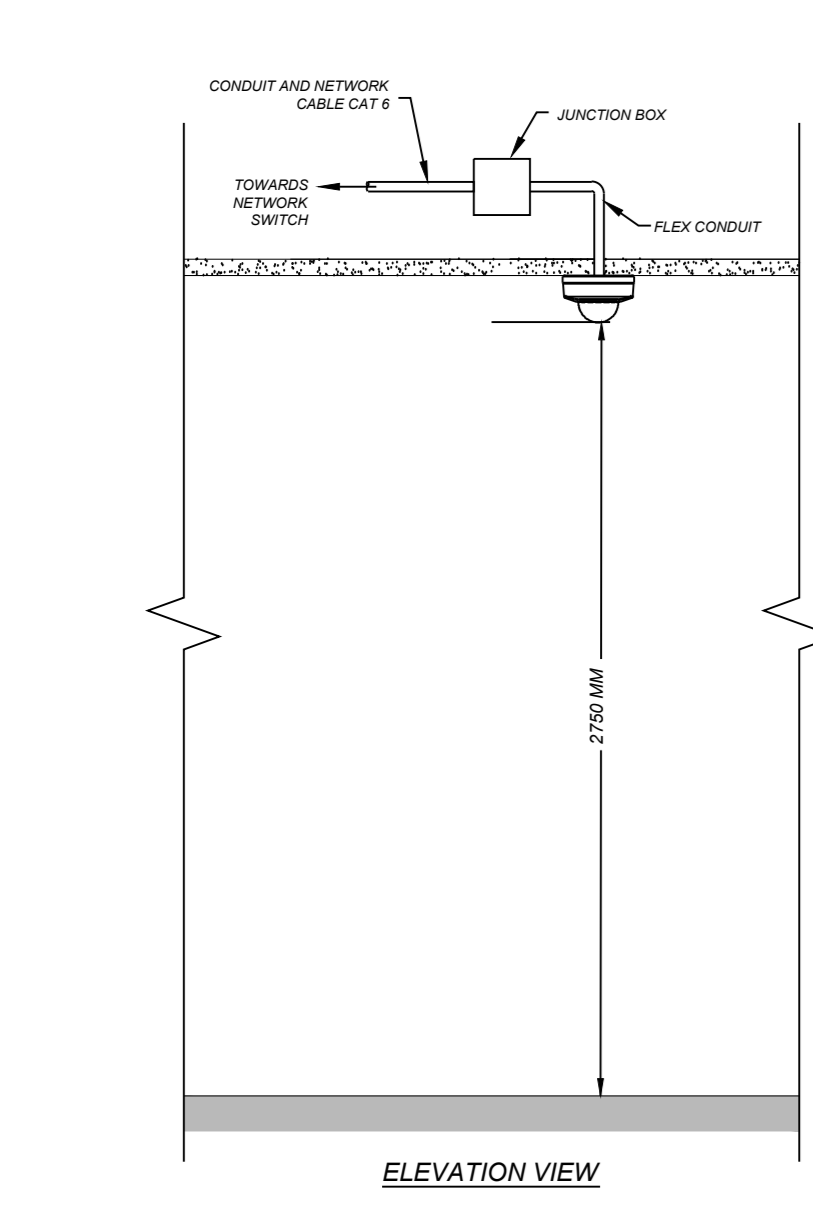


Stantec Consulting Ltd.
375, Boulevard Thériault, suite 400
Longueuil (Québec) J4H 4A4
Tel: 514.281.1010
www.stantec.com

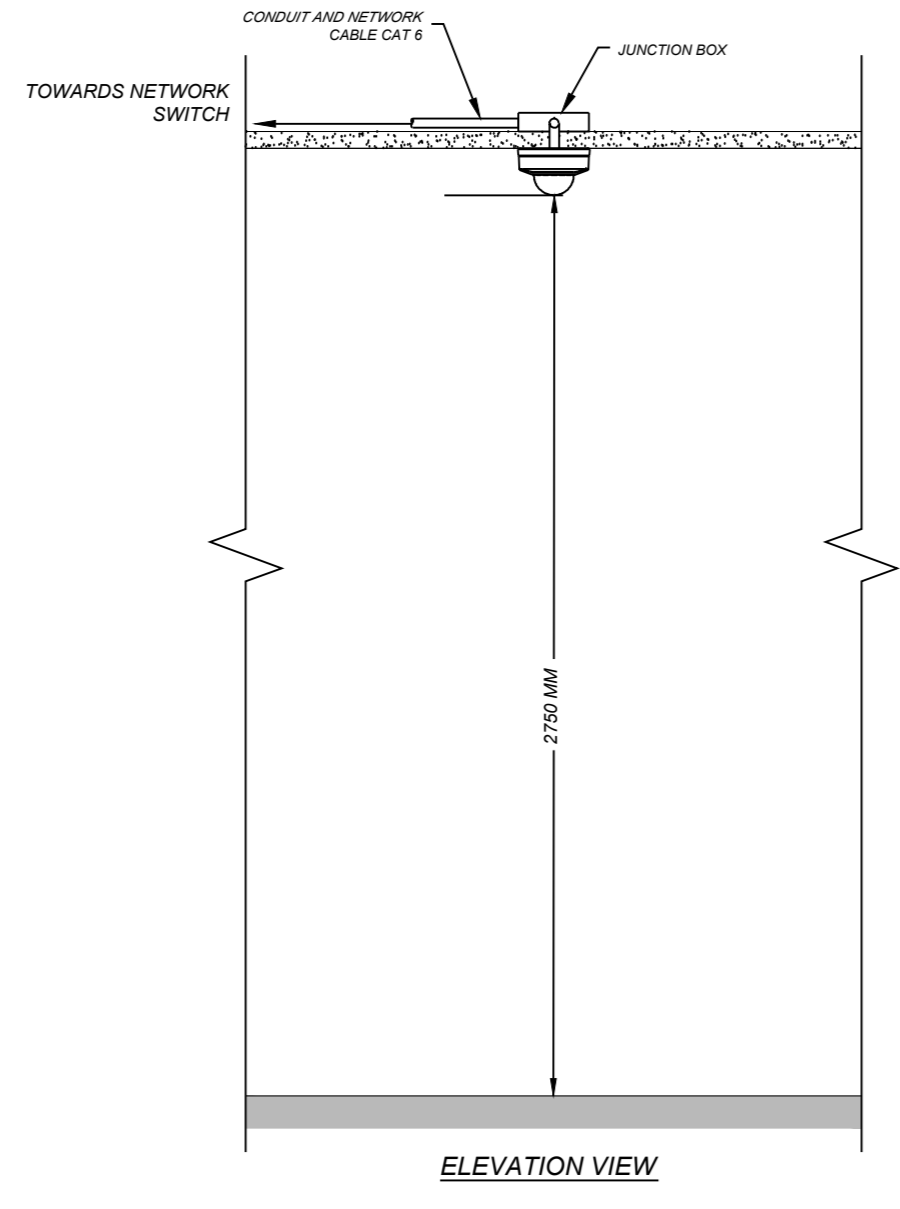
The Contractor shall verify and be responsible for all dimensions. DO NOT scale the drawing. Any errors or omissions shall be reported to Stantec without delay. The Copyrights for all designs and drawings are the property of Stantec. Reproduction or use for any purpose other than that authorized by Stantec is forbidden.



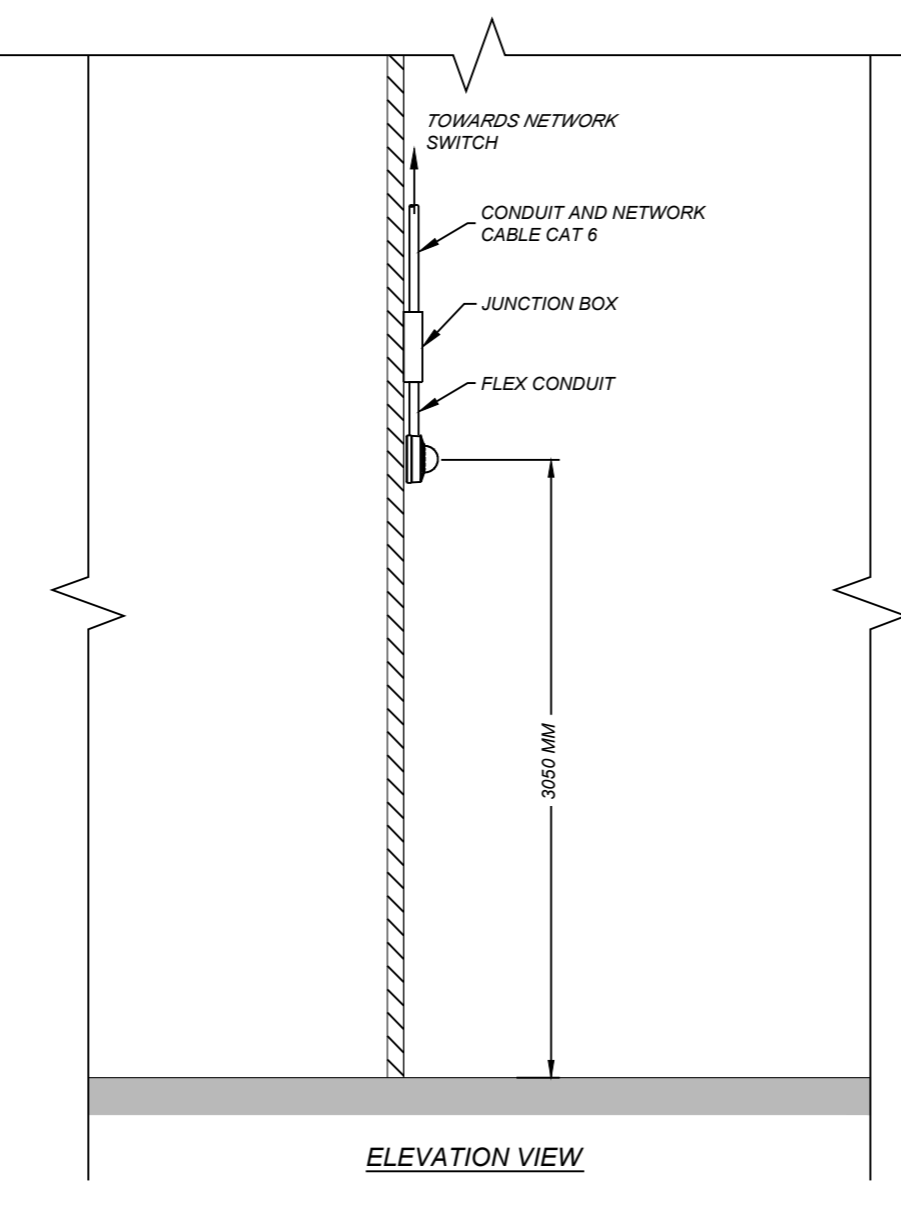
DRAWING LIST		
Drawing No.	Title	Issued
800	DRAWING LIST & INSTALLATION CAMERA DETAIL	●
801	PHYSICAL SECURITY CAMERA RISER	●
802	PHYSICAL SECURITY SITE PLAN	●
803	PHYSICAL SECURITY BASEMENT	●
804	PHYSICAL SECURITY 1st FLOOR	●
805	PHYSICAL SECURITY 2nd FLOOR	●
806	PHYSICAL SECURITY 3rd FLOOR	●



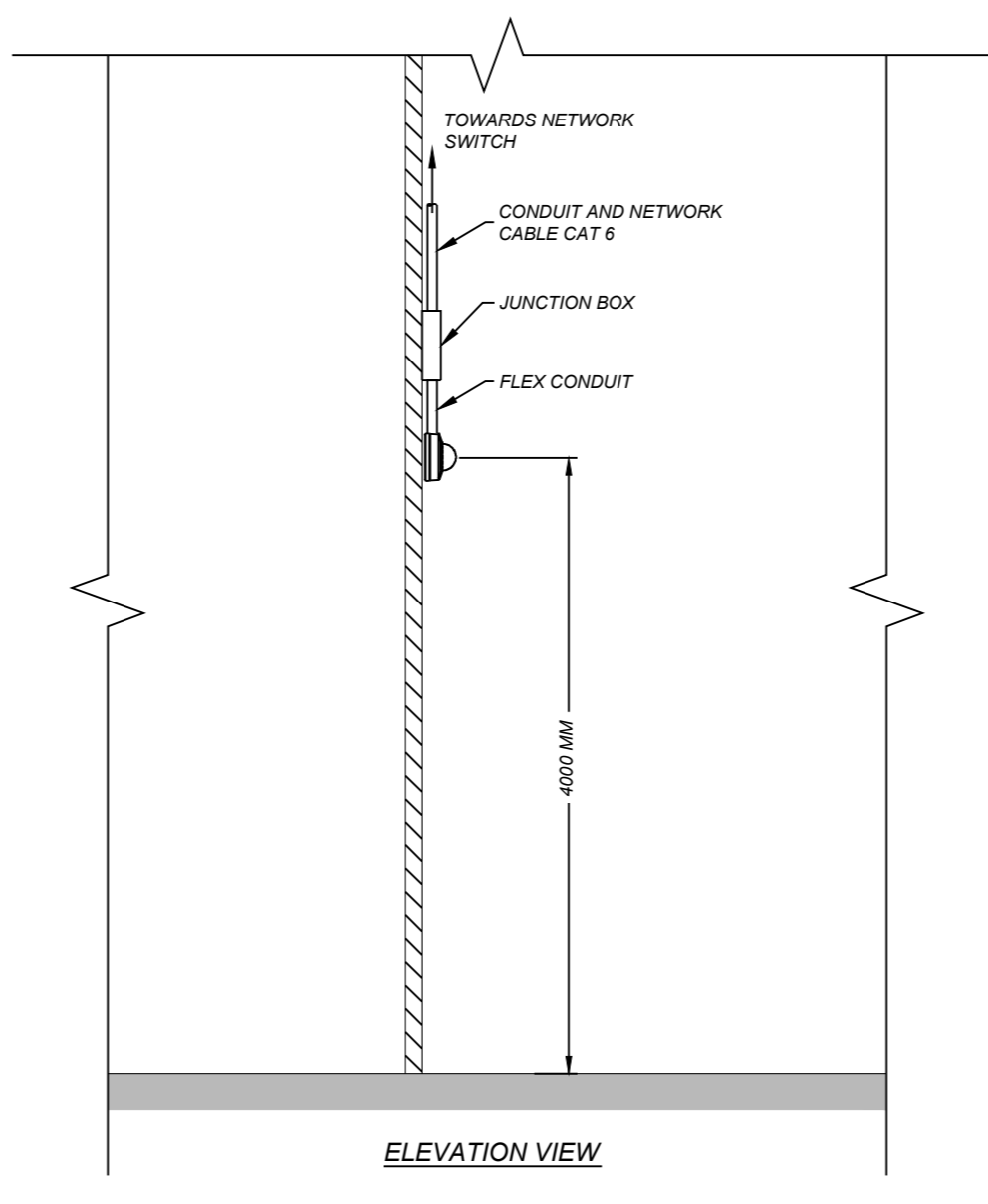
TYPE A
INDOOR CAMERA
INSTALLATION ON SUSPENDED CEILING (ACOUSTIC TILE)



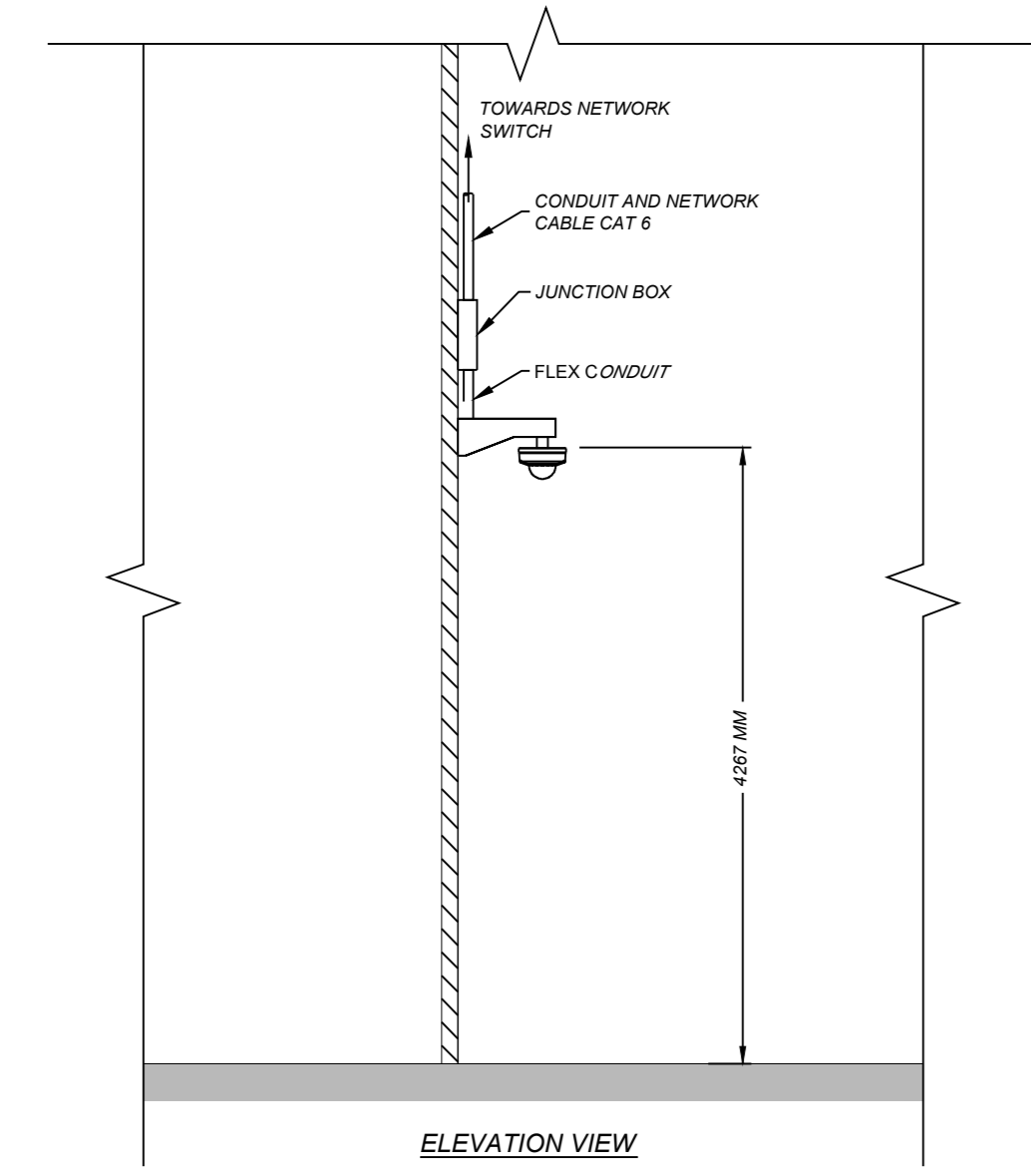
TYPE A.1
INDOOR CAMERA INSTALLED ON A GYPSUM CEILING



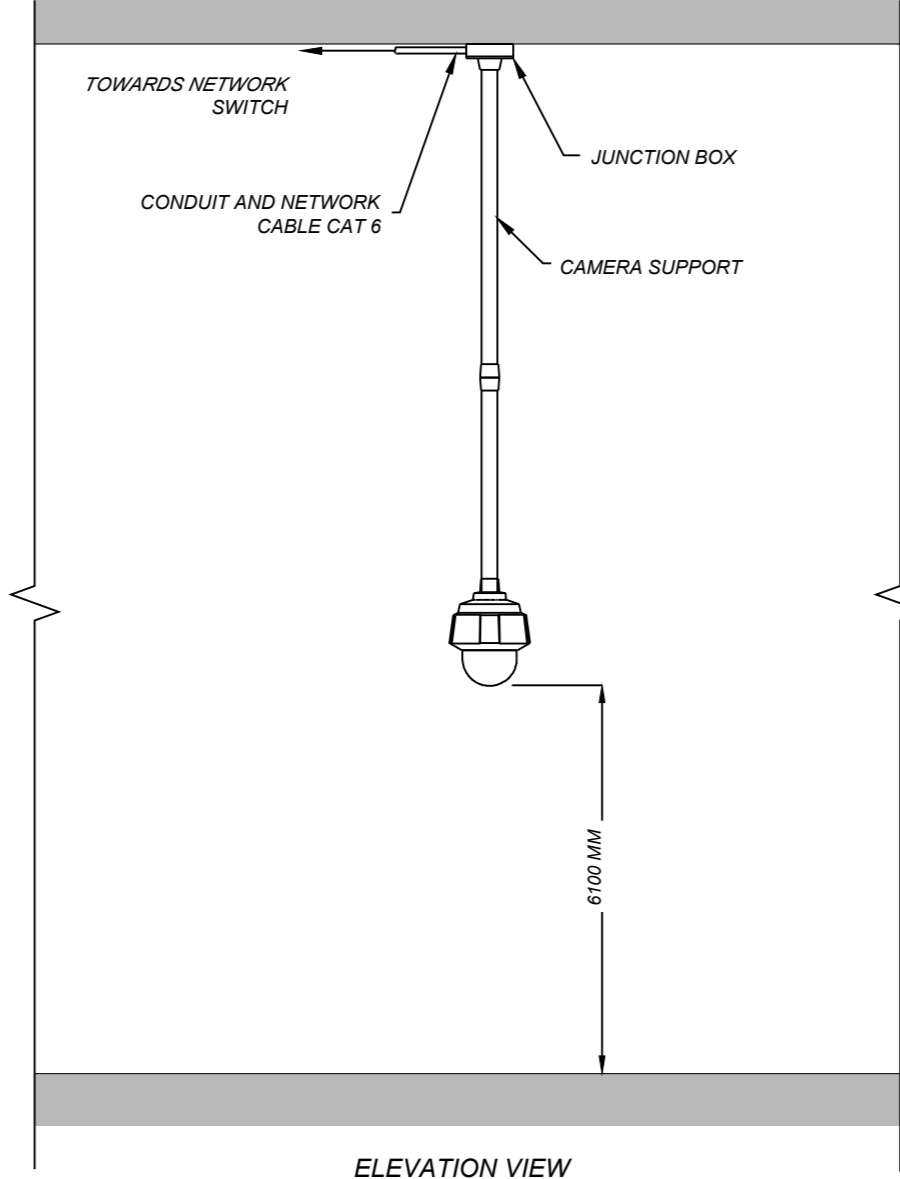
TYPE B
INDOOR CAMERA INSTALLATION ON WALL OR COLUMN



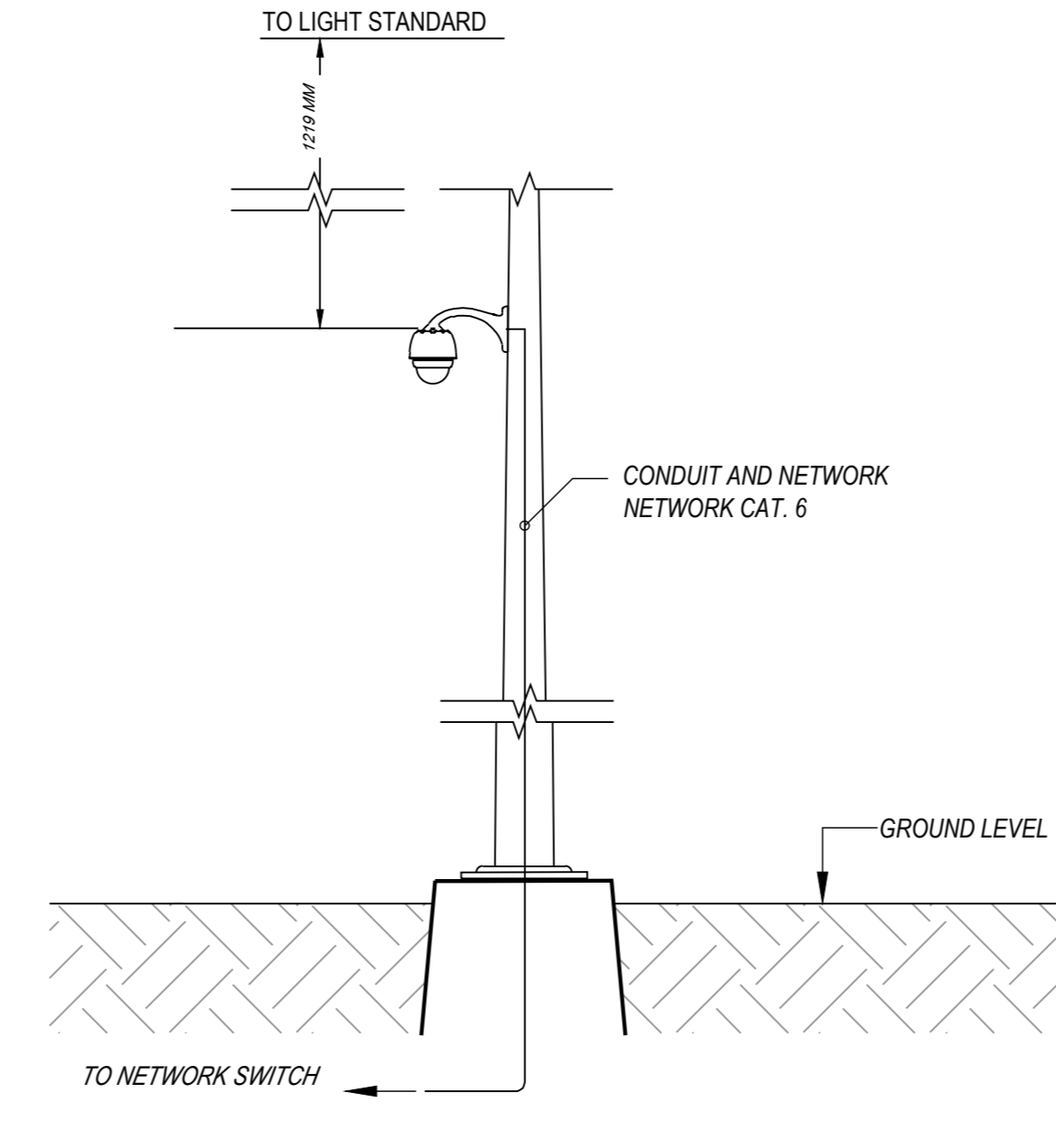
TYPE B.1
INDOOR CAMERA INSTALLATION ON WALL OR COLUMN



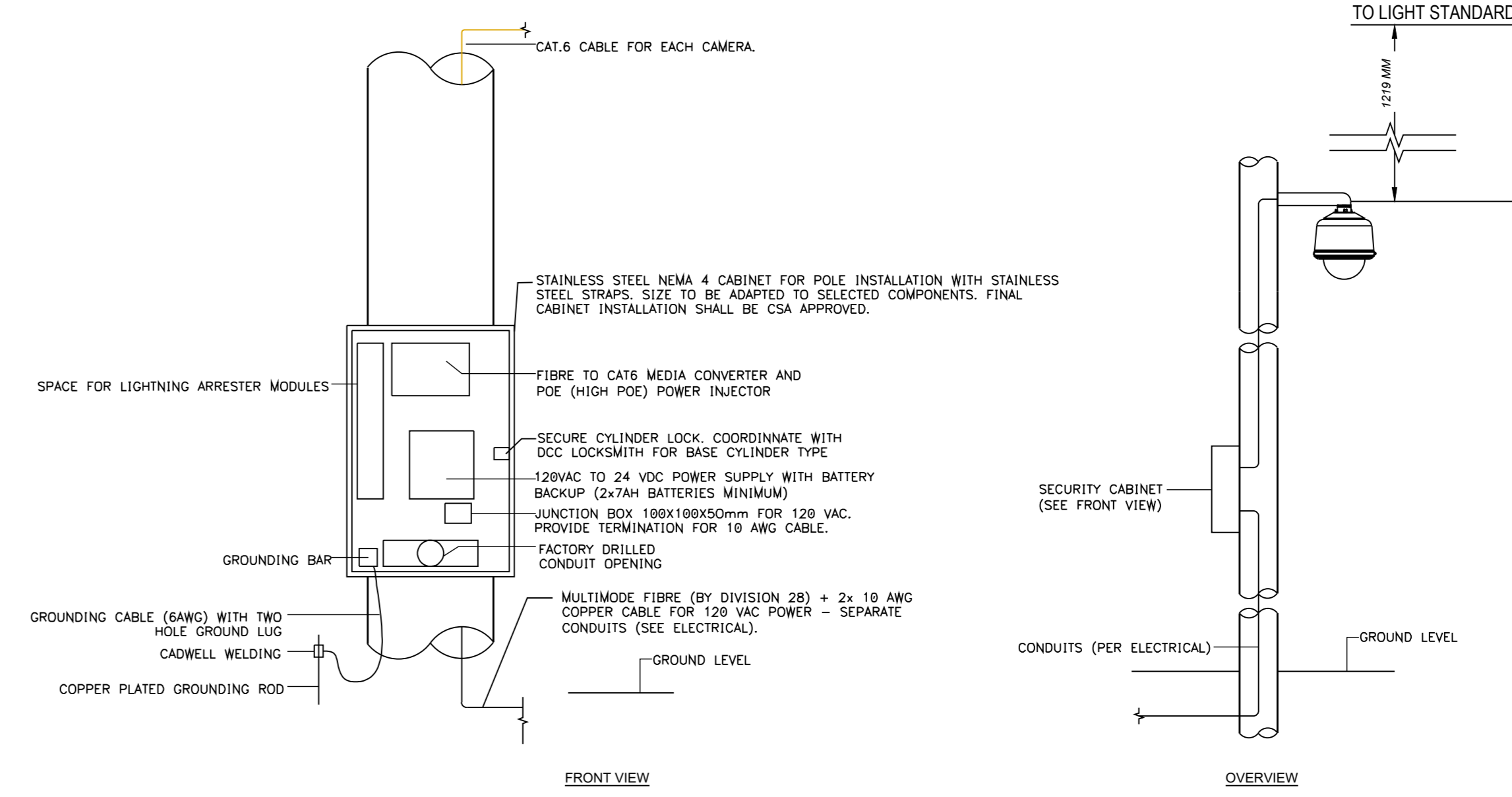
TYPE C
INDOOR CAMERA INSTALLATION WITH A CAMERA MOUNTING ARM



TYPE D
INDOOR CAMERA INSTALLED ON VERY HIGH CEILING

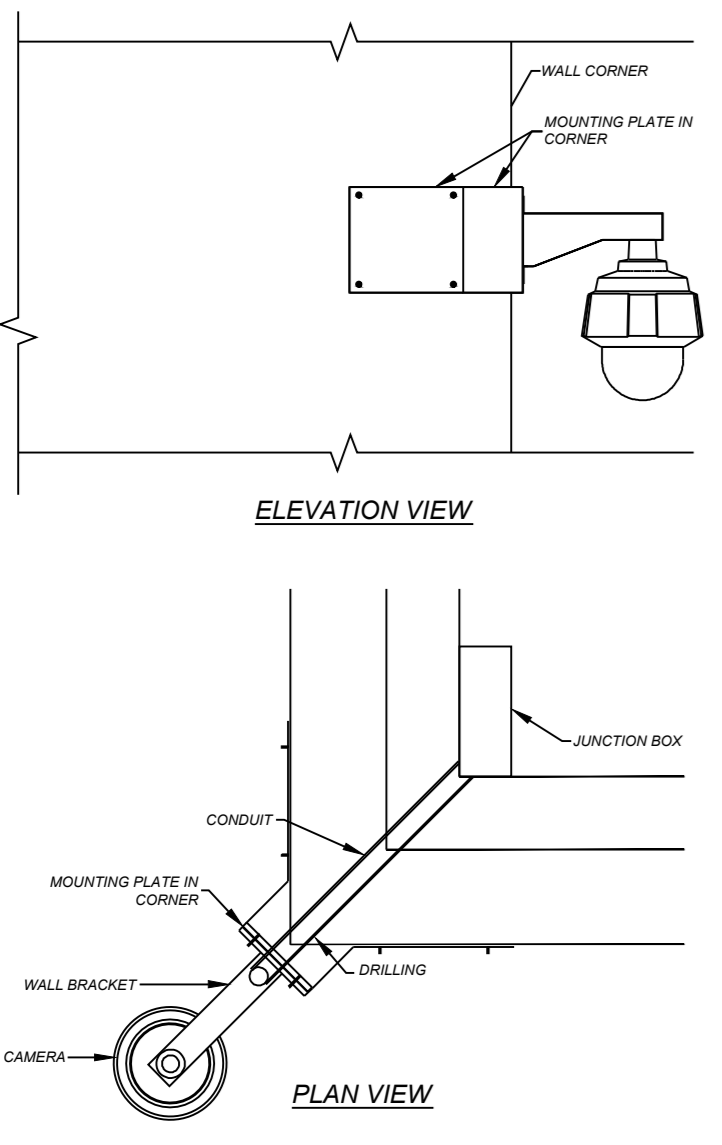


TYPE E
EXTERIOR CAMERA INSTALLATION ON POST W/O CABINET



TYPE E.1
EXTERIOR CAMERA INSTALLATION ON POST W/ CABINET

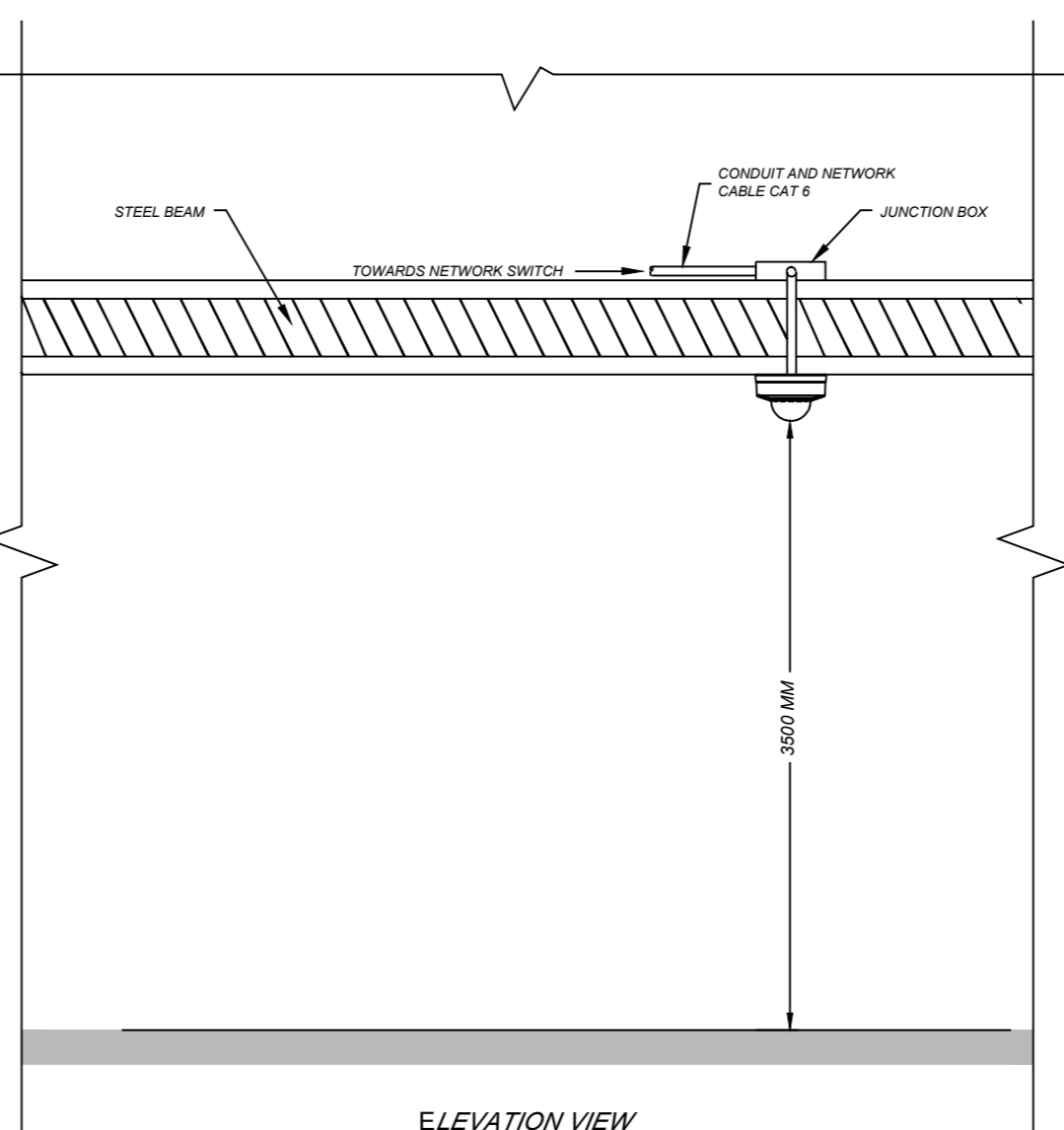
NOTE:
A. THE TYPE AND SIZE OF CONDUITS AND SIZE OF THE JUNCTION BOX ARE TO BE DETERMINED ACCORDING TO THE PROJECT AND/OR AT THE SITE ACCORDING TO THE INSTRUCTIONS OF BRP OR THE CONSULTANT.



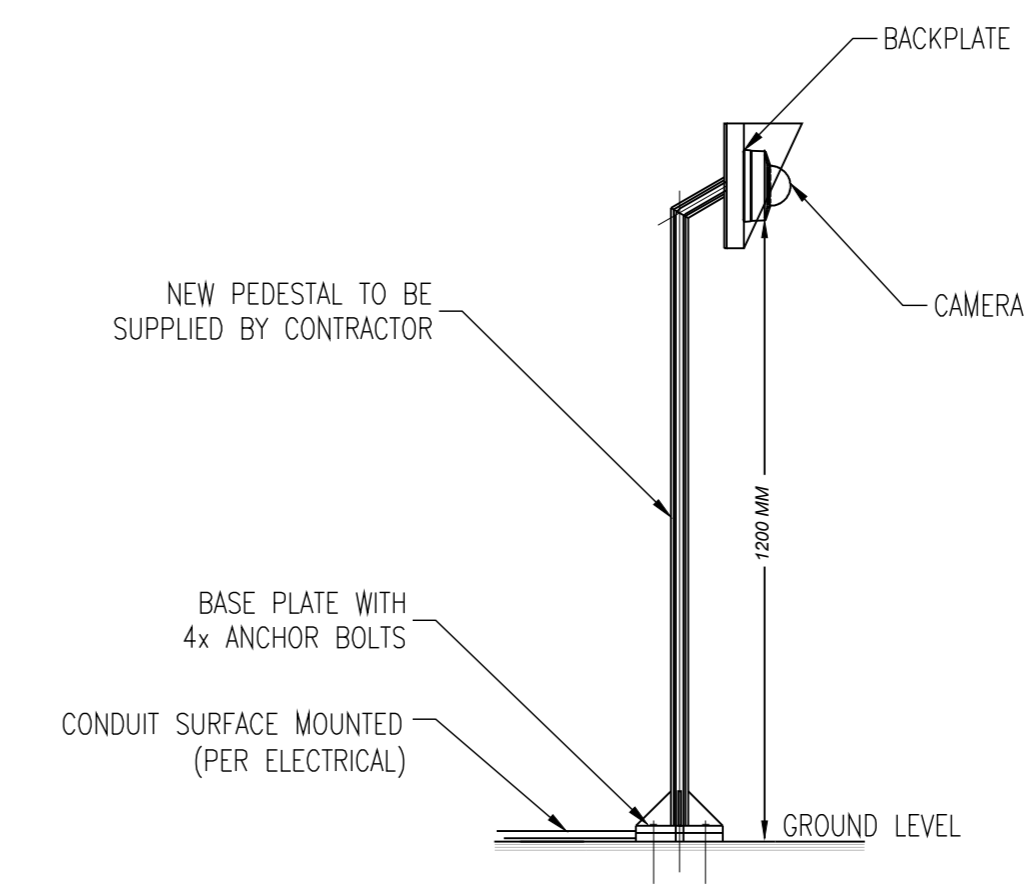
TYPE F
EXTERIOR CAMERA
INSTALLED ON A BUILDING CORNER

NOTE:
A. DRILLING MUST BE AS CLOSE TO THE CORNER AS POSSIBLE AND ENTER DIRECTLY BEHIND THE MOUNTING PLATE. IDEALLY CONDUIT SHALL NOT BE VISIBLE. COORDINATE WITH STRUCTURAL ELEMENTS IN PLACE.
B. THE TYPE AND SIZE OF CONDUITS AND SIZE OF THE JUNCTION BOX ARE TO BE DETERMINED ACCORDING TO THE PROJECT. FOR ROOF CAMERAS WITH POE EXTENDERS, THE JUNCTION BOX SHALL BE INSTALLED IN ADDITION TO THE ONE PROVIDED BY ELECTRICAL AND LARGE ENOUGH TO HOST THE POE EXTENDER, THE POE INJECTOR AND THE SURGE PROTECTOR.

CAMERA TO BE MOUNTED ON EXISTING EXTERIOR PEDESTRIAN TURNSTILE FOR IDENTIFICATION PURPOSES. CAMERA MOUNTING LOCATION IS TO BE DETERMINED ON-SITE TO ENSURE CAMERA OBJECTIVE CAN BE ACHIEVED.



TYPE H
INTERIOR CAMERA INSTALLED ON STEEL BEAM



TYPE I
EXTERIOR CAMERA INSTALLED ON PEDESTAL



NO.	DATE	REVISION	APPR.
04	2024/01/16	ISSUED FOR TENDER	JH
03	2024/04/19	ISSUED FOR TENDER	JH
02	2024/03/08	ISSUED FOR 100% REVIEW	JH
01	2023/12/08	ISSUED FOR 99% REVIEW	JH
00	2021/03/26	ISSUED FOR TENDER	JH
NO.	DATE	REVISION	APPR.

LOCATION | EMPLACEMENT
1 YUKON LANE,
TORONTO,
ON

PROJECT | PROJET
DENISON ARMOURY
CCTV UPGRADE

TRADE | MÉTIER
PHYSICAL SECURITY

DATE
2018/12/14

SUBJECT | SUJET
DRAWING LIST & CAMERA
INSTALLATION DETAIL

PRODUCTION	REVIEWED REVU	DESIGNER AGENT CONC.
DESIGNED ÉTUDIÉ	XX XX	DESIGNER AGENT CONC.
DRAWN DESSINÉ	XX XX	PROJ. MGR GEST. PROJ.
CHEKED VÉRIFIÉ		DESIGNER AGENT CONC.
COORDINATION		FIRE INCENDIE

WBS NO. | NO. OTP
TT180003

DWG. NO. | NO. DESSIN
TT180003 - 800



2025/Jan/01, 4:56pm poissosmeault AD 1189 x 841 L (3) \\ca01205-pj5501\projets_janagement\58600027-05_CAD\PHX-xxxx-800_Detail.dwg

This design is an instrument of service and is protected by copyright, copyright for the consultant's instrument of service belongs to the consultant. Copies including electronic copies, may only be used for the purposes intended and for a one-time use, on the same site, and for the same project and may not be offered for sale or transfer without the express written consent of the consultant.



Stantec Consulting Ltd.
375, Boulevard Thériault, Suite 400
Longueville (Québec) J4H 4A4
Tel: 514.281.1010
www.stantec.com

The Contractor shall verify and be responsible for all dimensions. DO NOT scale the drawing - any errors or omissions shall be reported to Stantec without delay. The Copyrights for all designs and drawings are the property of Stantec. Reproduction or use for any purpose other than that authorized by Stantec is forbidden.

2025-01-31



04	2024/01/16	ISSUED FOR TENDER	JH
03	2024/04/19	ISSUED FOR TENDER	JH
02	2024/03/08	ISSUED FOR 100% REVIEW	JH
01	2023/12/08	ISSUED FOR 99% REVIEW	JH
00	2021/03/26	ISSUED FOR TENDER	JH
NO.	DATE	REVISION	APPR.
SCALE ÉCHELLE			

LOCATION | EMPLACEMENT
1 YUKON LANE,
TORONTO,
ON

PROJECT | PROJET
**DENISON ARMOURY
CCTV UPGRADE**

TRADE | MÉTIER
PHYSICAL SECURITY

DATE
2018/12/14

SUBJECT | SUJET
CAMERA RISER

DESIGNED ÉTUDIÉ C. OUELLETTE	REVIEWED REVU XX XX	DESIGNED CONC X.X
DRAWN DESSINÉ K. DESCHENES		PROJ MGR GEST PROJ X.X
CHECKED VÉRIFIÉ J. HALLEE, P. Eng.		DES MGR GEST CONC X.X
COORDINATION X.X		FIRE INCENDIE X.X

WBS NO. | NO. OTP
PF NO. | NO. DP
TT180003

DWG. NO. | NO. DESSIN
TT180003 - 801

LEGEND

- CS CORE SWITCH
- DEC VIDEO DECODER
- EFC MEGAPIXEL EXTERIOR FIXED CAMERA
- EMC MEGAPIXEL EXTERIOR MOBILE CAMERA
- EMSC360 MEGAPIXEL EXTERIOR 360° MULTI-SENSOR CAMERA
- EMSC360 MEGAPIXEL EXTERIOR 360° MULTI-SENSOR CAMERA WITH ADDITIONAL MOBILE CAMERA
- ENC ENCODER - COAX TO COPPER (CAT6)
- ES EDGE SWITCH
- FB FIBRE OPTIC FUSION BOX
- HS HARDENED SWITCH
- IFC MEGAPIXEL INTERIOR FIXED CAMERA
- IFCM MEGAPIXEL INTERIOR 360° FISH-EYE CAMERA
- IMC MEGAPIXEL INTERIOR MOBILE CAMERA
- IMSC180 MEGAPIXEL INTERIOR 180° MULTI-SENSOR CAMERA
- IMSC360 MEGAPIXEL INTERIOR 360° MULTI-SENSOR CAMERA
- IMSC360 MEGAPIXEL INTERIOR MULTI-SENSOR CAMERA WITH ADDITIONAL MOBILE CAMERA
- MON MONITOR
- MC MEDIA CONVERTER - MULTIMODE FIBER TO COPPER (CAT6)
- NR NETWORK VIDEO RECORDER
- POEE POE EXTENDER
- POEI POE INJECTOR (HIGH POE)
- UPS UNINTERRUPTIBLE POWER SUPPLY

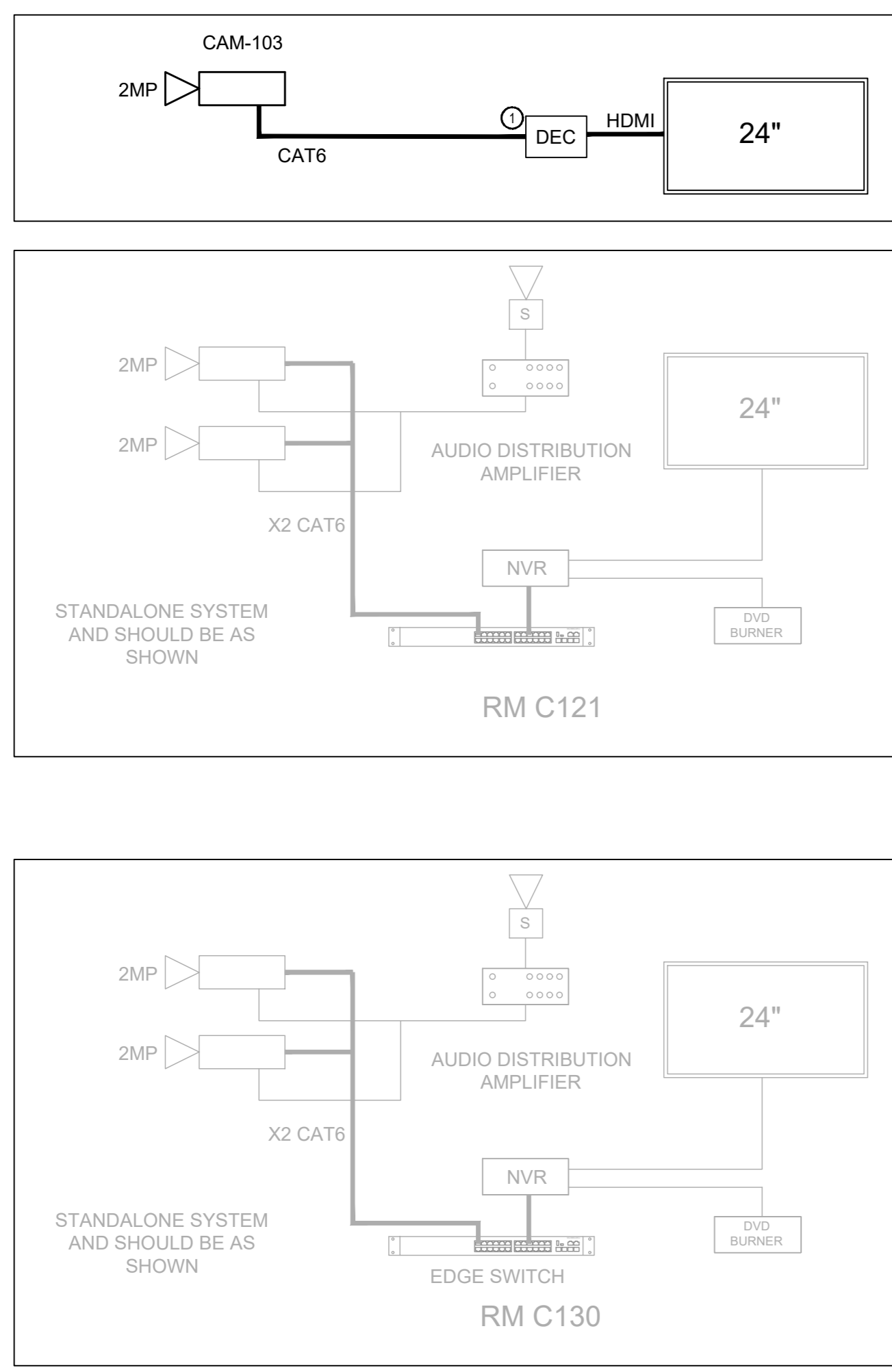
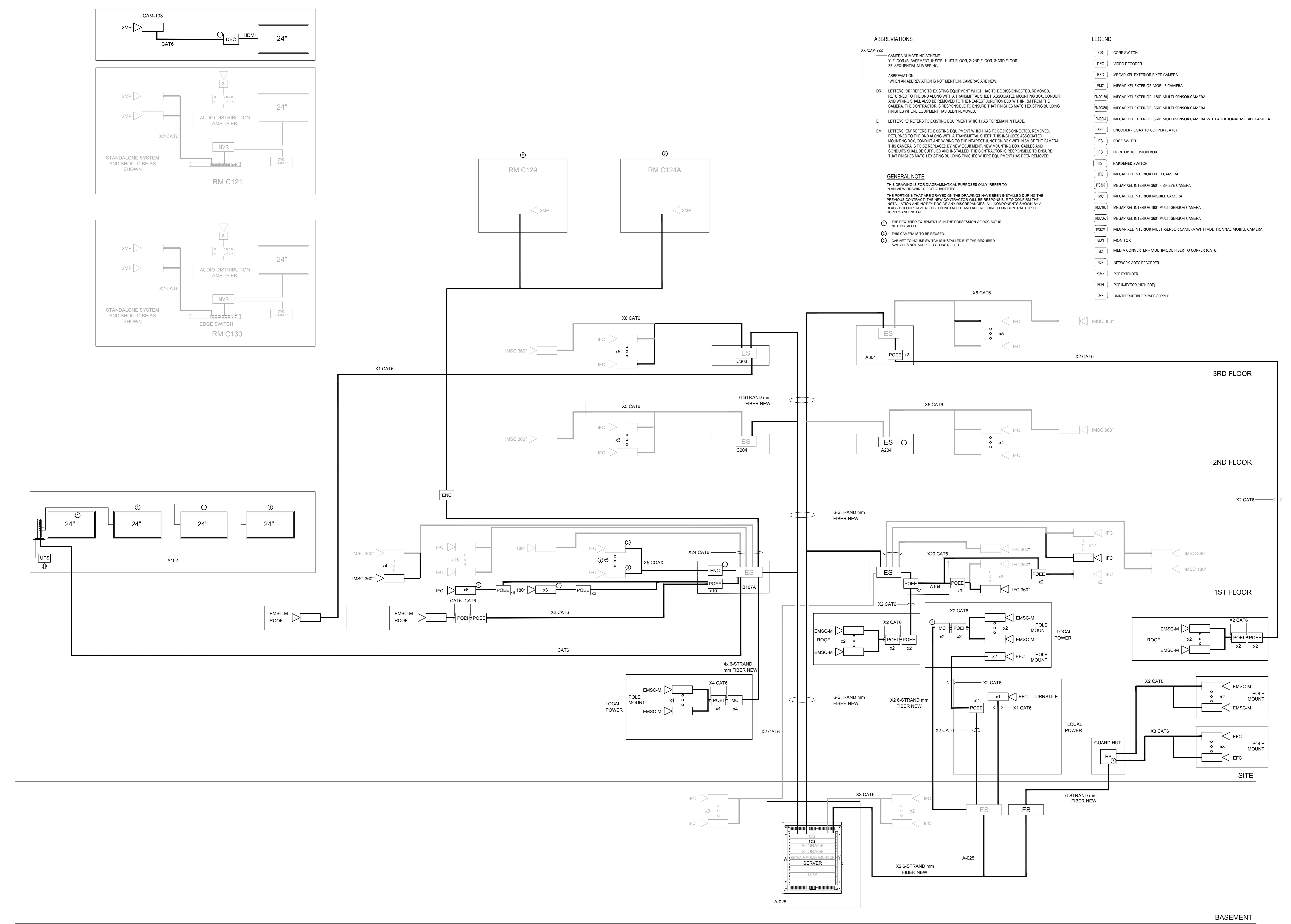
ABBREVIATIONS

- XX-CAM-YYY CAMERA NUMBERING SCHEME
Y: FLOOR (B: BASEMENT, S: SITE); 1: 1ST FLOOR, 2: 2ND FLOOR, 3: 3RD FLOOR)
Z: SEQUENTIAL NUMBERING
- DR LETTERS 'DR' REFERS TO EXISTING EQUIPMENT WHICH HAS TO BE DISCONNECTED, REMOVED, RETURNED TO THE DND ALONG WITH A TRANSMITTAL SHEET. ASSOCIATED MOUNTING BOX, CONDUIT AND WIRING SHALL ALSO BE REMOVED TO THE NEAREST JUNCTION BOX WITHIN 2M FROM THE CAMERA. THE CONTRACTOR IS RESPONSIBLE TO ENSURE THAT FINISHES MATCH EXISTING BUILDING FINISHES WHERE EQUIPMENT HAS BEEN REMOVED.
- E LETTERS 'E' REFERS TO EXISTING EQUIPMENT WHICH HAS TO REMAIN IN PLACE.
- EM LETTERS 'EM' REFERS TO EXISTING EQUIPMENT WHICH HAS TO BE DISCONNECTED, REMOVED, RETURNED TO THE DND ALONG WITH A TRANSMITTAL SHEET. THIS INCLUDES ASSOCIATED MOUNTING BOX, CONDUIT AND WIRING TO THE NEAREST JUNCTION BOX WITHIN 2M OF THE CAMERA. THIS CAMERA IS TO BE REPLACED BY NEW EQUIPMENT. NEW MOUNTING BOX, CABLES AND CONDUITS SHALL BE SUPPLIED AND INSTALLED. THE CONTRACTOR IS RESPONSIBLE TO ENSURE THAT FINISHES MATCH EXISTING BUILDING FINISHES WHERE EQUIPMENT HAS BEEN REMOVED.

GENERAL NOTE

THIS DRAWING IS FOR DIAGRAMMATICAL PURPOSES ONLY. REFER TO PLAN VIEW DRAWINGS FOR QUANTITIES.
THE PORTIONS THAT ARE GRAVED ON THE DRAWINGS HAVE BEEN INSTALLED DURING THE PREVIOUS CONTRACT. THE NEW CONTRACTOR WILL BE RESPONSIBLE TO CONFIRM THE INSTALLATION AND NOTIFY DDC OF ANY DISCREPANCIES. ALL COMPONENTS SHOWN BY A BLACK COLOUR HAVE NOT BEEN INSTALLED AND ARE REQUIRED FOR CONTRACTOR TO SUPPLY AND INSTALL.

- ⊙ THE REQUIRED EQUIPMENT IS IN THE POSSESSION OF DDC BUT IS NOT INSTALLED.
- ⊙ THIS CAMERA IS TO BE REUSED.
- ⊙ CABINET TO HOUSE SWITCH IS INSTALLED BUT THE REQUIRED SWITCH IS NOT SUPPLIED OR INSTALLED.



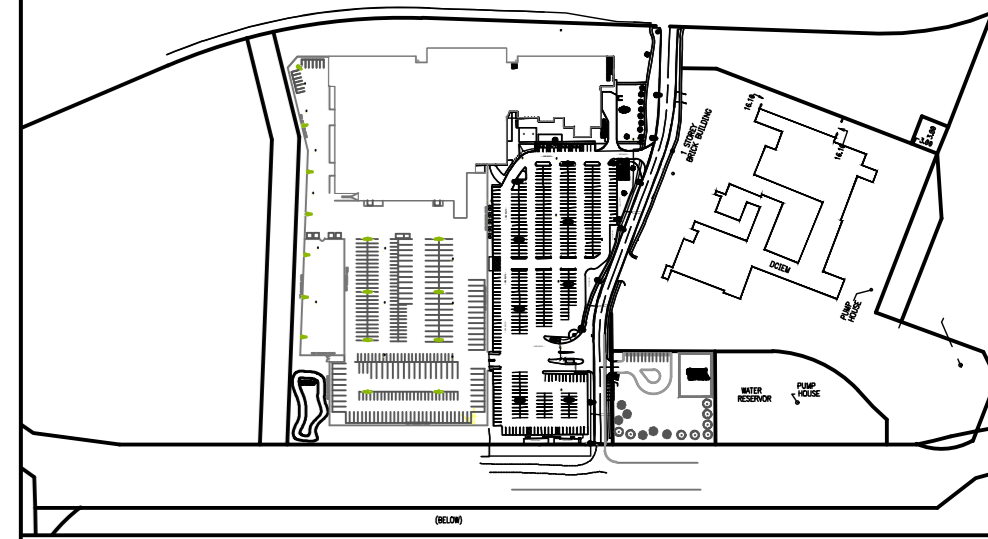
This design is an instrument of service and is protected by copyright, copyright for the consultant's instrument of service belongs to the consultant. Copies including electronic copies, may only be used for the purpose intended and for a one-time use, on the same site, and for the same project and may not be offered for sale or transfer without the express written consent of the consultant.

Cette conception est un instrument de service protégé par le droit d'auteur. Le droit d'auteur sur l'instrument de service de l'expert-conseil appartient à ce dernier. Les exemplaires de ce dessin, y compris les exemplaires électroniques, ne peuvent être utilisés qu'à des fins prévues, et ce, qu'une fois, sur le même chantier et pour le même projet. Ils ne peuvent être offerts en vente ni transférés sans le consentement écrit express de l'expert-conseil.



Stantec Consulting Ltd.
375, Boulevard Thériault, Suite 400
Longueuil (Québec) J4H 4A4
Tel: 514.281.1010
www.stantec.com

The Contractor shall verify and be responsible for all dimensions. DO NOT scale the drawing. Any errors or omissions shall be reported to Stantec without delay. The Copyrights for all designs and drawings are the property of Stantec. Reproduction or use for any purpose other than that authorized by Stantec is forbidden.



ABBREVIATIONS

XX-CAM-YYZ
 Y: FLOOR (B: BASEMENT, G: SITE, 1: 1ST FLOOR, 2: 2ND FLOOR, 3: 3RD FLOOR)
 Z: SEQUENTIAL NUMBERING

ABBREVIATION
 *WHEN AN ABBREVIATION IS NOT MENTIONED, CAMERAS ARE NEW.

DR
 LETTERS 'DR' REFERS TO EXISTING EQUIPMENT WHICH HAS TO BE DISCONNECTED, REMOVED, RETURNED TO THE END ALONG WITH A TRANSMITTAL SHEET. THIS INCLUDES ASSOCIATED MOUNTING BOX, CONDUIT AND WIRING. SHALL ALSO BE REMOVED TO THE NEAREST JUNCTION BOX WITHIN 3M FROM THE CAMERA. THE CONTRACTOR IS RESPONSIBLE TO ENSURE THAT FINISHES MATCH EXISTING BUILDING FINISHES WHERE EQUIPMENT HAS BEEN REMOVED.

E
 LETTERS 'E' REFERS TO EXISTING EQUIPMENT WHICH HAS TO REMAIN IN PLACE.

EM
 LETTERS 'EM' REFERS TO EXISTING EQUIPMENT WHICH HAS TO BE DISCONNECTED, REMOVED, RETURNED TO THE END ALONG WITH A TRANSMITTAL SHEET. THIS INCLUDES ASSOCIATED MOUNTING BOX, CONDUIT AND WIRING TO THE NEAREST JUNCTION BOX WITHIN 3M OF THE CAMERA. THIS CAMERA IS TO BE REPLACED BY NEW EQUIPMENT. NEW MOUNTING BOX, CABLES AND CONDUITS SHALL BE SUPPLIED AND INSTALLED. THE CONTRACTOR IS RESPONSIBLE TO ENSURE THAT FINISHES MATCH EXISTING BUILDING FINISHES WHERE EQUIPMENT HAS BEEN REMOVED.

- LEGEND**
- CS CORE SWITCH
 - DEC VIDEO DECODER
 - EFC MEGAPIXEL EXTERIOR FIXED CAMERA
 - EMC MEGAPIXEL EXTERIOR MOBILE CAMERA
 - EMC180 MEGAPIXEL EXTERIOR 180° MULTI-SENSOR CAMERA
 - EMC360 MEGAPIXEL EXTERIOR 360° MULTI-SENSOR CAMERA
 - EMC360+ MEGAPIXEL EXTERIOR 360° MULTI-SENSOR CAMERA WITH ADDITIONAL MOBILE CAMERA
 - ENC ENCODER - COAX TO COPPER (CAT5)
 - ES EDGE SWITCH
 - FB FIBRE OPTIC FUSION BOX
 - HS HARDENED SWITCH
 - IFC MEGAPIXEL INTERIOR FIXED CAMERA
 - IFC360 MEGAPIXEL INTERIOR 360° FISH-EYE CAMERA
 - IMC MEGAPIXEL INTERIOR MOBILE CAMERA
 - IMC180 MEGAPIXEL INTERIOR 180° MULTI-SENSOR CAMERA
 - IMC360 MEGAPIXEL INTERIOR 360° MULTI-SENSOR CAMERA
 - IMC360+ MEGAPIXEL INTERIOR MULTI-SENSOR CAMERA WITH ADDITIONAL MOBILE CAMERA
 - MON MONITOR
 - MC MEDIA CONVERTER - MULTIMODE FIBER TO COPPER (CAT5)
 - NVR NETWORK VIDEO RECORDER
 - POE POE EXTENDER
 - POE+ POE INJECTOR (HIGH POE)
 - UPS UNINTERRUPTIBLE POWER SUPPLY

GENERAL NOTE

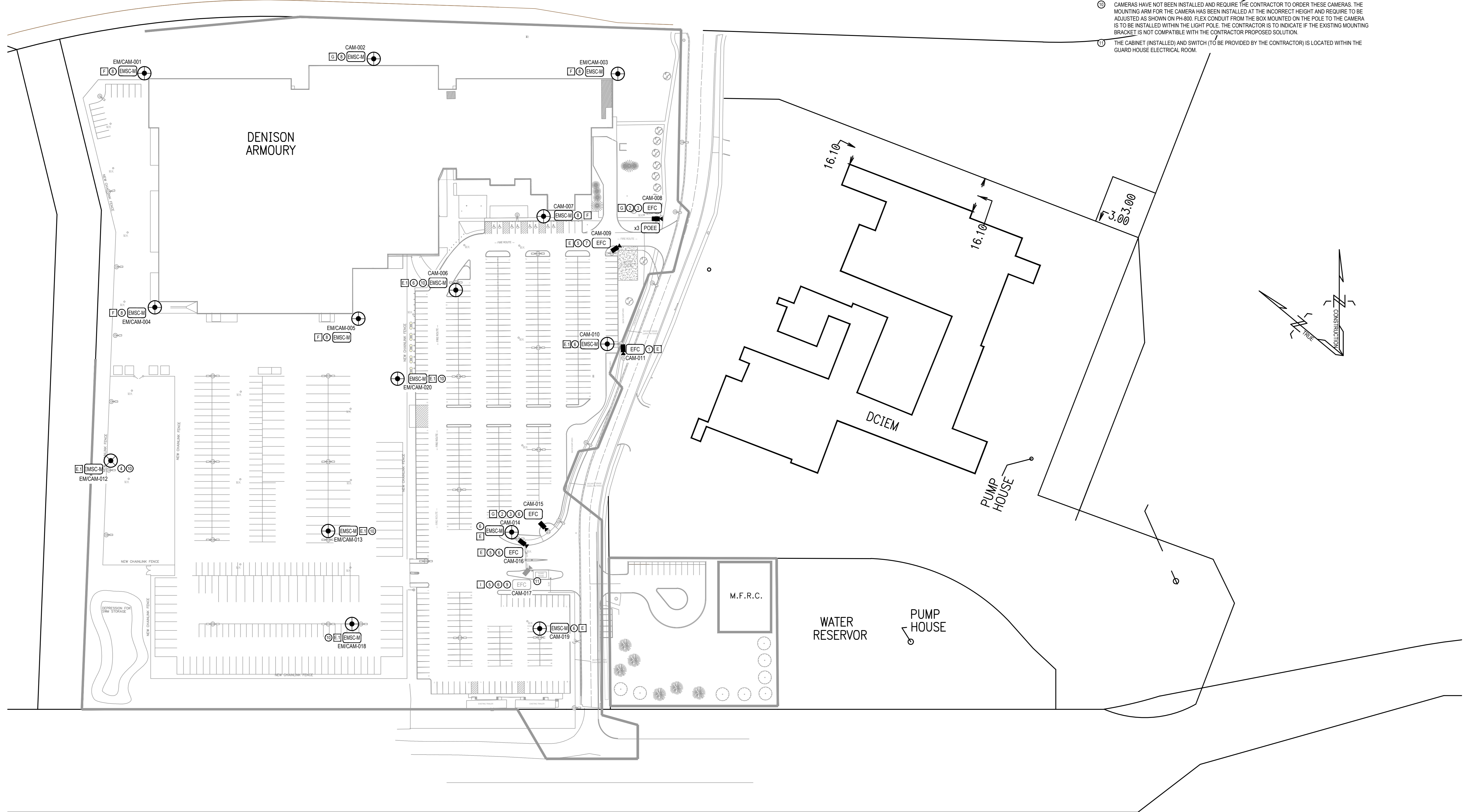
UNLESS OTHERWISE NOTED, SHOWN COMPONENTS ARE NEW. NEW MOUNTING BOX, CABLES AND CONDUITS SHALL ALSO BE SUPPLIED AND INSTALLED.

ALL CAMERA CONNECTED TO THE EXISTING SYSTEM HAVE NOT BEEN REMOVED. THE CONTRACTOR IS REQUIRED TO REMOVE ALL EXISTING CAMERAS ONCE THE NEW SYSTEM IS FUNCTIONING AND COMMISSIONED. ALL CEILING TILES THAT THE EXISTING CAMERA WERE INSTALLED ON ARE REQUIRED TO BE REPLACED.

THE PORTIONS THAT ARE GRAYED ON THE DRAWINGS HAVE BEEN INSTALLED DURING THE PREVIOUS CONTRACT. THE NEW CONTRACTOR WILL BE RESPONSIBLE TO CONFIRM THE INSTALLATION AND NOTIFY DCC OF ANY DISCREPANCIES. ALL COMPONENTS SHOWN BY A BLACK COLOUR HAVE NOT BEEN INSTALLED AND ARE REQUIRED FOR CONTRACTOR TO SUPPLY AND INSTALL.

- 1 CEILING MOUNTED INTERIOR
- 2 WALL MOUNTED INTERIOR
- 3 WALL MOUNTED WITH PENDANT KIT INTERIOR
- 4 CEILING MOUNTED ON POLE INTERIOR
- 5 POLE MOUNTED WITH PENDANT KIT EXTERIOR
- 6 CORNER MOUNTED WITH PENDANT KIT EXTERIOR
- 7 WALL MOUNTED EXTERIOR
- 8 INTERIOR CAMERA INSTALLED ON STEEL BEAM
- 9 EXTERIOR CAMERA MOUNTED ON NEW PEDESTAL

- SPECIFIC NOTES:**
- 1 FOR LICENCE PLATE RECOGNITION PURPOSES
 - 2 TO BE MOUNTED ON THE PEDESTRIAN TURNSTILE
 - 3 FOR IDENTIFICATION PURPOSES
 - 4 TYPICAL REPRESENTATION OF THE VIEW PARAMETERS OF ONE OF THE SENSOR OF AN EMSOM CAMERA MULTI-SENSOR
 - 5 FOR GENERAL OBSERVATION PURPOSES
 - 6 WIRE CAMERA TO GUARD HUT THROUGH EXISTING BURIED CONDUIT INFRASTRUCTURE
 - 7 WIRE CAMERA TO POE EXTENDER TO BE LOCATED AT TURNSTILE
 - 8 EXTERIOR CAMERA IS MOUNTED AT BUILDING ROOF LINE AT APPROXIMATELY 6500mm
 - 9 NEW PEDESTAL AND REQUIRED ACCESSORIES TO BE SUPPLIED AND INSTALLED BY THE CONTRACTOR
 - 10 CAMERAS HAVE NOT BEEN INSTALLED AND REQUIRE THE CONTRACTOR TO ORDER THESE CAMERAS. THE MOUNTING ARM FOR THE CAMERA HAS BEEN INSTALLED AT THE INCORRECT HEIGHT AND REQUIRE TO BE ADJUSTED AS SHOWN ON P4-B00. FLEX CONDUIT FROM THE BOX MOUNTED ON THE POLE TO THE CAMERA IS TO BE INSTALLED WITHIN THE LIGHT POLE. THE CONTRACTOR IS TO INDICATE IF THE EXISTING MOUNTING BRACKET IS NOT COMPATIBLE WITH THE CONTRACTOR PROPOSED SOLUTION.
 - 11 THE CABINET (INSTALLED) AND SWITCH (TO BE PROVIDED BY THE CONTRACTOR) IS LOCATED WITHIN THE GUARD HOUSE ELECTRICAL ROOM.



(BELOW)



04	2024/01/16	ISSUED FOR TENDER	JH
03	2024/04/19	ISSUED FOR TENDER	JH
02	2024/03/08	ISSUED FOR 100% REVIEW	JH
01	2023/12/08	ISSUED FOR 99% REVIEW	JH
00	2021/03/26	ISSUED FOR TENDER	JH
NO.	DATE	REVISION	APPR.

LOCATION | EMPLACEMENT
 1 YUKON LANE,
 TORONTO,
 ON

PROJECT | PROJET
**DENISON ARMOURY
 CCTV UPGRADE**

TRADE | MÉTIER
PHYSICAL SECURITY

DATE
 2018/12/14

SUBJECT | SUJET
**PHYSICAL SECURITY
 SITE PLAN**

DESIGNED ÉTUDE	XX XX	DESIGNED AGENT CONC.	XX
C. QUELLETTE	XX	PROJECT MGR GEST PROJ	XX
DRAWN DESSINÉ		DESIGN MGR GEST CONC	XX
K. DESCHENES		COORDINATION	XX
CHECKED VÉRIFIÉ		FIRE INCENDIE	XX
M. GENNAOUI, P.Eng.			

WBS NO. | NO. OTP
 TT180003

DWG. NO. | NO. DESSIN
 TT180003 - 802

2025/Jan/01, 4:56pm poissoneau@tt180003-802_SitePlan-1.dwg

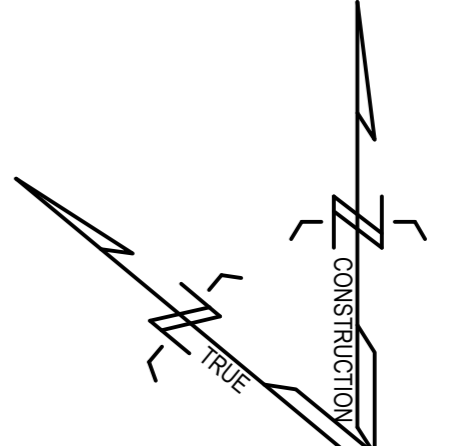
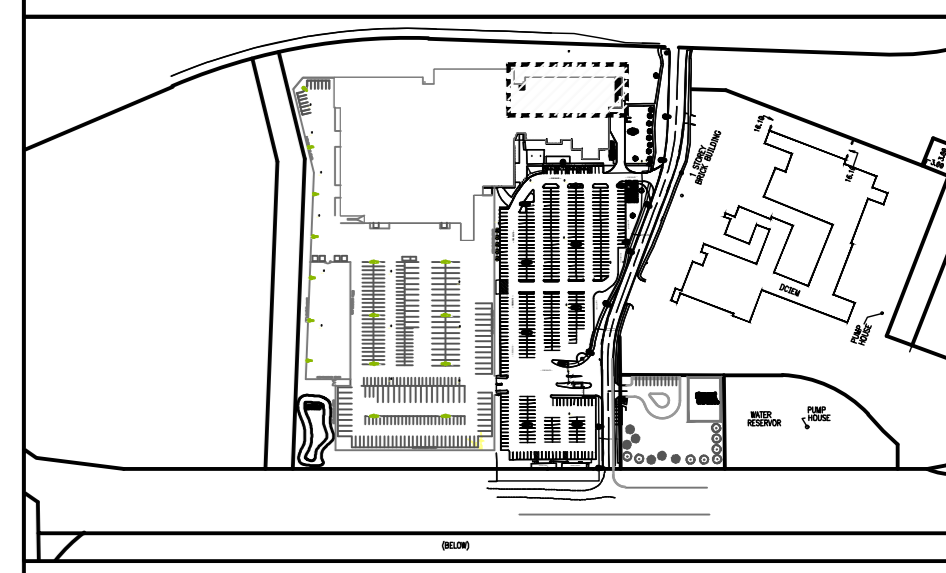
This design is an instrument of service and is protected by copyright. Copyright for the consultant's instrument of service belongs to the consultant. Copies including electronic copies, may only be used for the purpose intended and for a one-time use, on the same site, and for the same project and may not be offered for sale or transfer without the express written consent of the consultant.

Cette conception est un instrument de service protégé par le droit d'auteur. Le droit d'auteur sur l'instrument de service appartient à la consultante. Les exemplaires de ce dossier, y compris les exemplaires électroniques, ne peuvent servir qu'à nos fins prévues, et ce, qu'une fois, sur le même chantier et pour le même projet. Ils ne peuvent être offerts en vente ni transférés sans le consentement écrit de la consultante.



Stantec Consulting Ltd
375, Roland-Therrien Blvd. suite 400
Longueville (Québec) J4H 4A6
Tel. 514.281.1010
www.stantec.com

The Contractor shall verify and be responsible for all dimensions, DO NOT scale the drawing - any errors or omissions shall be reported to Stantec without delay. The Copyright in all designs and drawings are the property of Stantec. Reproduction or use for any purpose other than that authorized by Stantec is forbidden.



ABBREVIATIONS

- XX-CAM-YYZ CAMERA NUMBERING SCHEME
Y: FLOOR (B: BASEMENT, 0: SITE, 1: 1ST FLOOR, 2: 2ND FLOOR, 3: 3RD FLOOR)
Z: SEQUENTIAL NUMBERING
- ABBREVIATION *WHEN AN ABBREVIATION IS NOT MENTIONED, CAMERAS ARE NEW
- DR LETTERS "DR" REFERS TO EXISTING EQUIPMENT WHICH HAS TO BE DISCONNECTED, REMOVED, RETURNED TO THE DND ALONG WITH A TRANSMITTAL SHEET, ASSOCIATED MOUNTING BOX, CONDUIT AND WIRING SHALL ALSO BE REMOVED TO THE NEAREST JUNCTION BOX WITHIN 3M FROM THE CAMERA. THE CONTRACTOR IS RESPONSIBLE TO ENSURE THAT FINISHES MATCH EXISTING BUILDING FINISHES WHERE EQUIPMENT HAS BEEN REMOVED.
- E LETTERS "E" REFERS TO EXISTING EQUIPMENT WHICH HAS TO REMAIN IN PLACE.
- EM LETTERS "EM" REFERS TO EXISTING EQUIPMENT WHICH HAS TO BE DISCONNECTED, REMOVED, RETURNED TO THE DND ALONG WITH A TRANSMITTAL SHEET. THIS INCLUDES ASSOCIATED MOUNTING BOX, CONDUIT AND WIRING TO THE NEAREST JUNCTION BOX WITHIN 3M OF THE CAMERA. THIS CAMERA IS TO BE REPLACED BY NEW EQUIPMENT, NEW MOUNTING BOX, CABLES AND CONDUITS SHALL BE SUPPLIED AND INSTALLED. THE CONTRACTOR IS RESPONSIBLE TO ENSURE THAT FINISHES MATCH EXISTING BUILDING FINISHES WHERE EQUIPMENT HAS BEEN REMOVED.

LEGEND

- CS CORE SWITCH
- DEC VIDEO DECODER
- EFC MEGAPIXEL EXTERIOR FIXED CAMERA
- EMC MEGAPIXEL EXTERIOR MOBILE CAMERA
- EMSC180 MEGAPIXEL EXTERIOR 180° MULTI-SENSOR CAMERA
- EMSC360 MEGAPIXEL EXTERIOR 360° MULTI-SENSOR CAMERA
- EMSM MEGAPIXEL EXTERIOR 360° MULTI-SENSOR CAMERA WITH ADDITIONAL MOBILE CAMERA
- ENC ENCODER - COAX TO COPPER (CAT6)
- ES EDGE SWITCH
- FB FIBRE OPTIC FUSION BOX
- HS HARDENED SWITCH
- IFC MEGAPIXEL INTERIOR FIXED CAMERA
- IFC360 MEGAPIXEL INTERIOR 360° FISH-EYE CAMERA
- IMC MEGAPIXEL INTERIOR MOBILE CAMERA
- IMSC180 MEGAPIXEL INTERIOR 180° MULTI-SENSOR CAMERA
- IMSC360 MEGAPIXEL INTERIOR 360° MULTI-SENSOR CAMERA
- IMSM MEGAPIXEL INTERIOR MULTI-SENSOR CAMERA WITH ADDITIONAL MOBILE CAMERA
- MON MONITOR
- MC MEDIA CONVERTER - MULTIMODE FIBER TO COPPER (CAT6)
- NVR NETWORK VIDEO RECORDER
- PXE PDE EXTENDER
- PDE PDE INJECTOR (HIGH PDE)
- UPS UNINTERRUPTIBLE POWER SUPPLY

GENERAL NOTE

UNLESS OTHERWISE NOTED, SHOWN COMPONENTS ARE NEW. NEW MOUNTING BOX, CABLES AND CONDUITS SHALL ALSO BE SUPPLIED AND INSTALLED.

CAMERAS THAT ARE TO BE REMOVED AND NOT REPLACED THAT DO NOT INDICATE A SPECIFIC NOTE ARE TO BE CONSIDERED INSTALLED AT A HEIGHT OF APPROXIMATELY 3000mm.

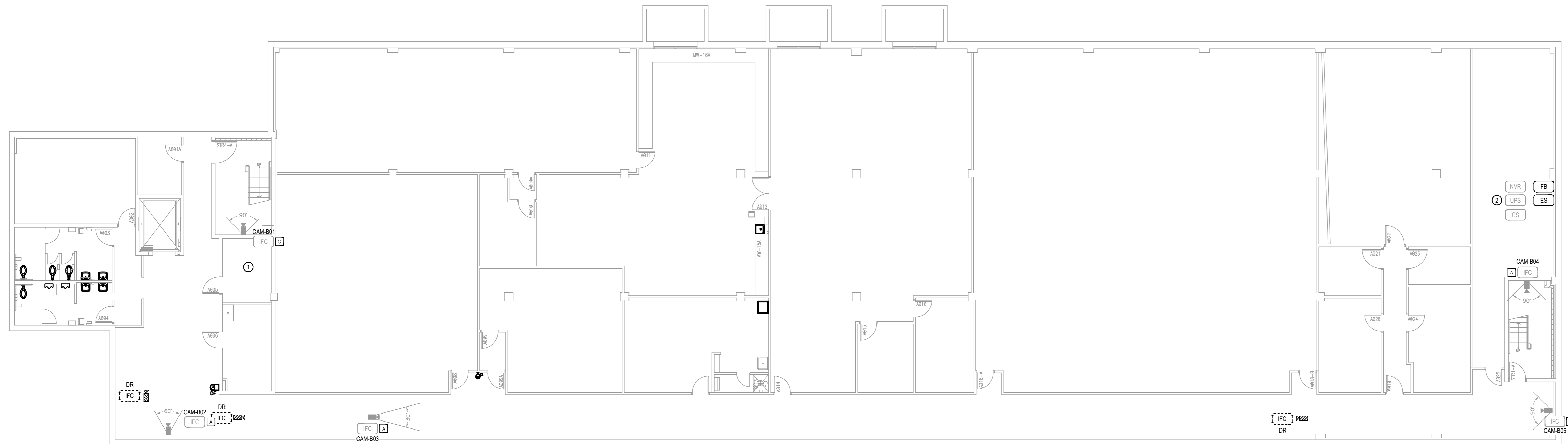
ALL CAMERA CONNECTED TO THE EXISTING SYSTEM HAVE NOT BEEN REMOVED. THE CONTRACTOR IS REQUIRED TO REMOVE ALL EXISTING CAMERAS ONCE THE NEW SYSTEM IS FUNCTIONING AND COMMISSIONED. ALL CEILING TILES THAT THE EXISTING CAMERAS WERE INSTALLED ON ARE REQUIRED TO BE REPLACED.

THE PORTIONS THAT ARE GRAYED ON THE DRAWINGS HAVE BEEN INSTALLED DURING THE PREVIOUS CONTRACT. THE NEW CONTRACTOR WILL BE RESPONSIBLE TO CONFIRM THE INSTALLATION AND NOTIFY DND OF ANY DISCREPANCIES. ALL COMPONENTS SHOWN BY A BLACK COLOUR HAVE NOT BEEN INSTALLED AND ARE REQUIRED FOR CONTRACTOR TO SUPPLY AND INSTALL.

- A) CEILING MOUNTED INTERIOR
- B) WALL MOUNTED INTERIOR
- C) WALL MOUNTED WITH PENDANT KIT INTERIOR
- D) CEILING MOUNTED ON POLE INTERIOR
- E) POLE MOUNTED WITH PENDANT KIT EXTERIOR
- F) CORNER MOUNTED WITH PENDANT KIT EXTERIOR
- G) WALL MOUNTED EXTERIOR
- H) INTERIOR CAMERA INSTALLED ON STEEL BEAM
- I) EXTERIOR CAMERA MOUNTED ON PEDESTAL

SPECIFIC NOTES:

- 1) PRIOR TO CONSTRUCTION OF NEW CONDUIT PENETRATION NO GREATER THAN 2" IN DIAMETER, CONTRACTOR SHALL SCAN AND MARK EXISTING CONCRETE ELEMENT TO IDENTIFY LOCATIONS OF EXISTING REINFORCING STEEL. NEW PENETRATION SHALL BE LOCATED TO AVOID ANY CONFLICT WITH EXISTING REINFORCING STEEL. WHERE POSSIBLE, SCANNING SHALL BE COMPLETED ON BOTH SIDES OF ELEMENT TO CONFIRM RESULTS OBTAINED.
- 2) CABINET MUST BE LOCKABLE AND ANCHORED TO FLOORING AS PER MANUFACTURER INSTALLATION INSTRUCTIONS.



04	2024/10/16	ISSUED FOR TENDER	JH
03	2024/04/19	ISSUED FOR TENDER	JH
02	2024/03/08	ISSUED FOR 100% REVIEW	JH
01	2023/12/08	ISSUED FOR 99% REVIEW	JH
00	2021/03/08	ISSUED FOR TENDER	JH

NO.	DATE	REVISION	APPR.
-----	------	----------	-------

SCALE | ÉCHELLE

LOCATION | EMPLACEMENT
1 YUKON LANE,
TORONTO,
ON

PROJECT | PROJET
**DENISON ARMOURY
CCTV UPGRADE**

TRADE | MÉTIER
PHYSICAL SECURITY

DATE
2018/12/14

SUBJECT | SUJET
BASEMENT

PRODUCTION	DESIGNED ÉTUDE	REVIEWED REVU	DESIGNED AGENT CONC
C. OUELLETTE	XX XX	XX	XX
DRAWN DESSINE	CHECKED VÉRIFIÉ	COORDINATION	DESIGNED AGENT CONC
K. DESCHESNE	M. GENNAOUI, P.Eng	X.X.	XX
			FIRE INCENDIE
			X.X.

WBS NO. | NO. ODP
TT180003

DWG. NO. | NO. DESSIN
TT180003 - 803



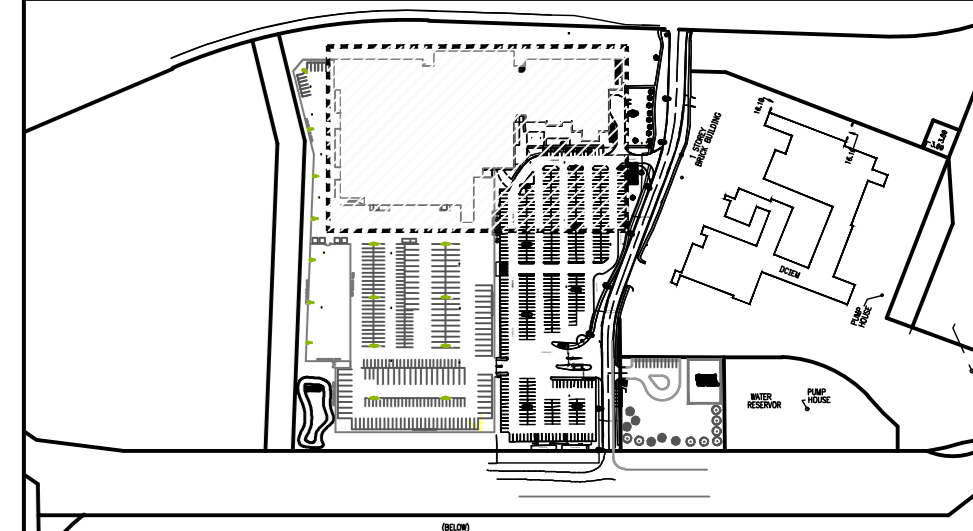
This design is an instrument of service and is protected by copyright. Copyright for the consultant's instrument of service belongs to the consultant. Copies including electronic copies, may only be used for the purposes intended and for a one-time use, on the same site, and for the same project and may not be offered for sale or transfer without the express written consent of the consultant.

Cette conception est un instrument de service protégé par le droit d'auteur. Le droit d'auteur sur l'instrument de service appartient au consultant. Les exemplaires de ce dessin, y compris les exemplaires électroniques, ne peuvent servir qu'une fois prévues, et ce, qu'une fois, sur le même chantier et pour le même projet. Ils ne peuvent être offerts en vente ni transférés sans le consentement écrit express du fournisseur-conseil.



Stantec Consulting Ltd
375, Roland-Thériault Blvd., suite 400
Longueuil (Québec) J4H 4A6
Tel. 514.281.1010
www.stantec.com

The Contractor shall verify and be responsible for all dimensions. Do NOT scale the drawing - any errors or omissions shall be reported to Stantec without delay. The Copyright for all designs and drawings are the property of Stantec. Reproduction or use for any purpose other than that authorized by Stantec is forbidden.



2025-01-31
LICENSED PROFESSIONAL ENGINEER
J. HALLIEE
1005 7011
South Mills
PROVINCE OF ONTARIO

04	2024/10/16	ISSUED FOR TENDER	JH
03	2024/04/15	ISSUED FOR TENDER	JH
02	2024/03/08	ISSUED FOR 100% REVIEW	JH
01	2023/12/08	ISSUED FOR 99% REVIEW	JH
00	2021/03/26	ISSUED FOR TENDER	JH

NO. DATE REVISION APPR.

SCALE | ÉCHELLE
1:200

LOCATION | EMPLACEMENT
1 YUKON LANE,
TORONTO,
ON

PROJECT | PROJET
DENISON ARMOURY
CCTV UPGRADE

TRADE | MÉTIER
PHYSICAL SECURITY

SUBJECT | SUJET
1st FLOOR

DATE
2018/12/14

DESIGNED | ÉTUDE
C. OUELLETTE

DRAWN | DESSINÉ
K. DESCHENES

CHECKED | VÉRIFIÉ
M. GENNAOUI, P.Eng

COORDINATION
X.X.

DESIGNED | ÉTUDE
XX | XX

DRAWN | DESSINÉ
X.X.

CHECKED | VÉRIFIÉ
X.X.

COORDINATION
X.X.

DESIGNED | ÉTUDE
XX | XX

DRAWN | DESSINÉ
X.X.

CHECKED | VÉRIFIÉ
X.X.

COORDINATION
X.X.

DESIGNED | ÉTUDE
XX | XX

DRAWN | DESSINÉ
X.X.

CHECKED | VÉRIFIÉ
X.X.

COORDINATION
X.X.

DESIGNED | ÉTUDE
XX | XX

DRAWN | DESSINÉ
X.X.

CHECKED | VÉRIFIÉ
X.X.

COORDINATION
X.X.

DESIGNED | ÉTUDE
XX | XX

DRAWN | DESSINÉ
X.X.

CHECKED | VÉRIFIÉ
X.X.

COORDINATION
X.X.

DESIGNED | ÉTUDE
XX | XX

DRAWN | DESSINÉ
X.X.

CHECKED | VÉRIFIÉ
X.X.

COORDINATION
X.X.

WBS NO. | NO. DTP
TT180003

DWG. NO. | NO. DESSIN
TT180003 - 804

Canada

SPECIFIC NOTES

- THIS CAMERA IS FOR FACIAL RECOGNITION
- THIS CAMERA IS FOR IDENTIFICATION PURPOSES.
- THIS IS A STANDALONE SYSTEMS ARE INSTALLED AND REQUIRE THE CONTRACTOR TO PERFORM THE PROGRAMMING AND ENSURE THE SYSTEMS ARE FUNCTIONAL. DO NOT PROVIDE THE USER-NAME AND PASSWORDS FOR THIS SYSTEM.
- THIS CAMERA IS NOT TO BE CONNECTED TO THE BUILDING CAMERA SYSTEM. THE CAMERA IS TO BE ONLY DISPLAYED ON INTERNAL MONITOR.
- LOCATION OF 6 EXISTING VIDEO SURVEILLANCE DVRS AND ASSOCIATED INFRASTRUCTURE AND EQUIPMENT (IT RACK, WORKSTATION, PTZ JOYSTICK, PORTABLE UPS, 4 MONITORS, CONNECTION PORTS). THIS EQUIPMENT IS TO BE DISCONNECTED, REMOVED, RETURNED TO THE DND ALONG WITH A TRANSMITTAL SHEET. ASSOCIATED MOUNTING EQUIPMENT, CONDUIT AND WIRING SHALL ALSO BE REMOVED.
- PRIOR TO CONSTRUCTION OF NEW CONDUIT PENETRATION NO GREATER THAN 2" IN DIAMETER, CONTRACTOR SHALL SCAN AND MARK EXISTING CONCRETE ELEMENT TO IDENTIFY LOCATIONS OF EXISTING REINFORCING STEEL. NEW PENETRATION SHALL BE LOCATED TO AVOID ANY CONFLICT WITH EXISTING REINFORCING STEEL, WHERE POSSIBLE. SCANNING SHALL BE COMPLETED ON BOTH SIDES OF ELEMENT TO CONFIRM RESULTS OBTAINED.
- CURRENT ANALOG CAMERAS ARE TO REMAIN AND CONTRACTOR IS TO PULL NEW COAX CABLE TO THE CONTRACTOR PROVIDED ENCODER. CURRENT POWER SOURCE AND CABLING TO REMAIN.
- EXISTING CAMERAS TO BE REMOVED ARE LOCATED AT A HEIGHT OF APPROXIMATELY 8000 MM.
- LOCATION OF NEW CCTV WORKSTATION AND MONITORS ARE TO BE DETERMINED ON SITE WITH CCC REPRESENTATIVE BEFORE INSTALLATION.
- THE CONTRACTOR IS RESPONSIBLE TO REPLACE THE CEILING TILE THAT WAS DAMAGED DURING THE PREVIOUS INSTALLATION OF THE CAMERA.
- THE CAMERA IS NOT INSTALLED BUT THE CABLE HAS BEEN PULLED. CONTRACTOR WILL BE REQUIRED TO INSTALL THE REQUIRED CONDUIT FROM THE NEAREST JUNCTION BOX AND INSTALL A CAMERA. THE CONTRACTOR IS REQUIRED TO INSTALL THE REQUIRED MDVO JACK.
- THIS CAMERA IS OVER 90m FROM THE ASSIGNED SWITCH AND WILL REQUIRE A POE EXTENDER. THE CONTRACTOR IS TO COMPLETE THEIR OWN VERIFICATION ON THE DISTANCE AND INSTALL THE REQUIRED POE EXTENDER.
- THE CONTRACTOR IS TO REUSE THE EXISTING CAMERA IDENTIFIED. THE CONTRACTOR IS TO REPLACE THE CAMERA CABLE AND CONDUIT BUT REUSE THE CONDUIT THAT IS PENETRATING THE WALL. THIS CAMERA IS AN ANALOG CAMERA AND THE CONTRACTOR IS TO SUPPLY AND INSTALL THE REQUIRED DECODER.
- THIS CAMERA IS NEW AND INSTALLED BUT DUE TO THE RELOCATION OF A DOOR, THIS CAMERA IS REQUIRED TO BE RELOCATED TO THE NEW LOCATION SHOWN FOR CAMERA CAM-109. THIS CAMERA IS TO BE REUSED.

GENERAL NOTE

UNLESS OTHERWISE NOTED, SHOWN COMPONENTS ARE NEW. NEW MOUNTING BOX, CABLES AND CONDUITS SHALL ALSO BE SUPPLIED AND INSTALLED.

CAMERAS THAT ARE TO BE REMOVED AND NOT REPLACED THAT DO NOT INDICATE A SPECIFIC NOTE ARE TO BE CONSIDERED INSTALLED AT A HEIGHT OF APPROXIMATELY 3000mm.

ALL CAMERA CONNECTED TO THE EXISTING SYSTEM HAVE NOT BEEN REMOVED. THE CONTRACTOR IS REQUIRED TO REMOVE ALL EXISTING CAMERAS ONCE THE NEW SYSTEMS ARE FUNCTIONAL AND COMMISSIONED. ALL CEILING TILES THAT THE EXISTING CAMERA WERE INSTALLED ON ARE REQUIRED TO BE REPLACED.

THE PORTIONS THAT ARE GRAYED ON THE DRAWINGS HAVE BEEN INSTALLED DURING THE PREVIOUS CONTRACT. THE NEW CONTRACTOR WILL BE RESPONSIBLE TO CONFIRM THE INSTALLATION AND NOTIFY DCC OF ANY DISCREPANCIES. ALL COMPONENTS SHOWN BY A BLACK COLOUR HAVE NOT BEEN INSTALLED AND ARE REQUIRED FOR CONTRACTOR TO SUPPLY AND INSTALL.

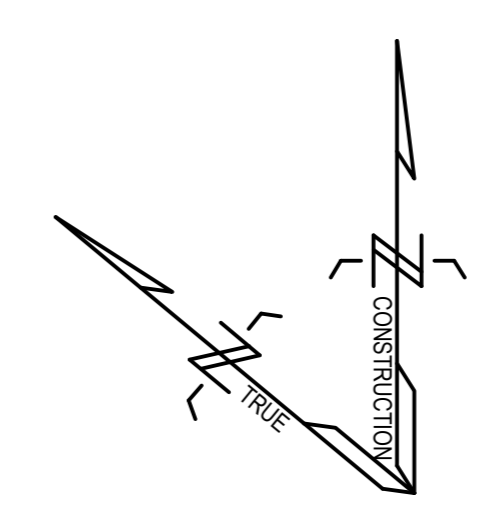
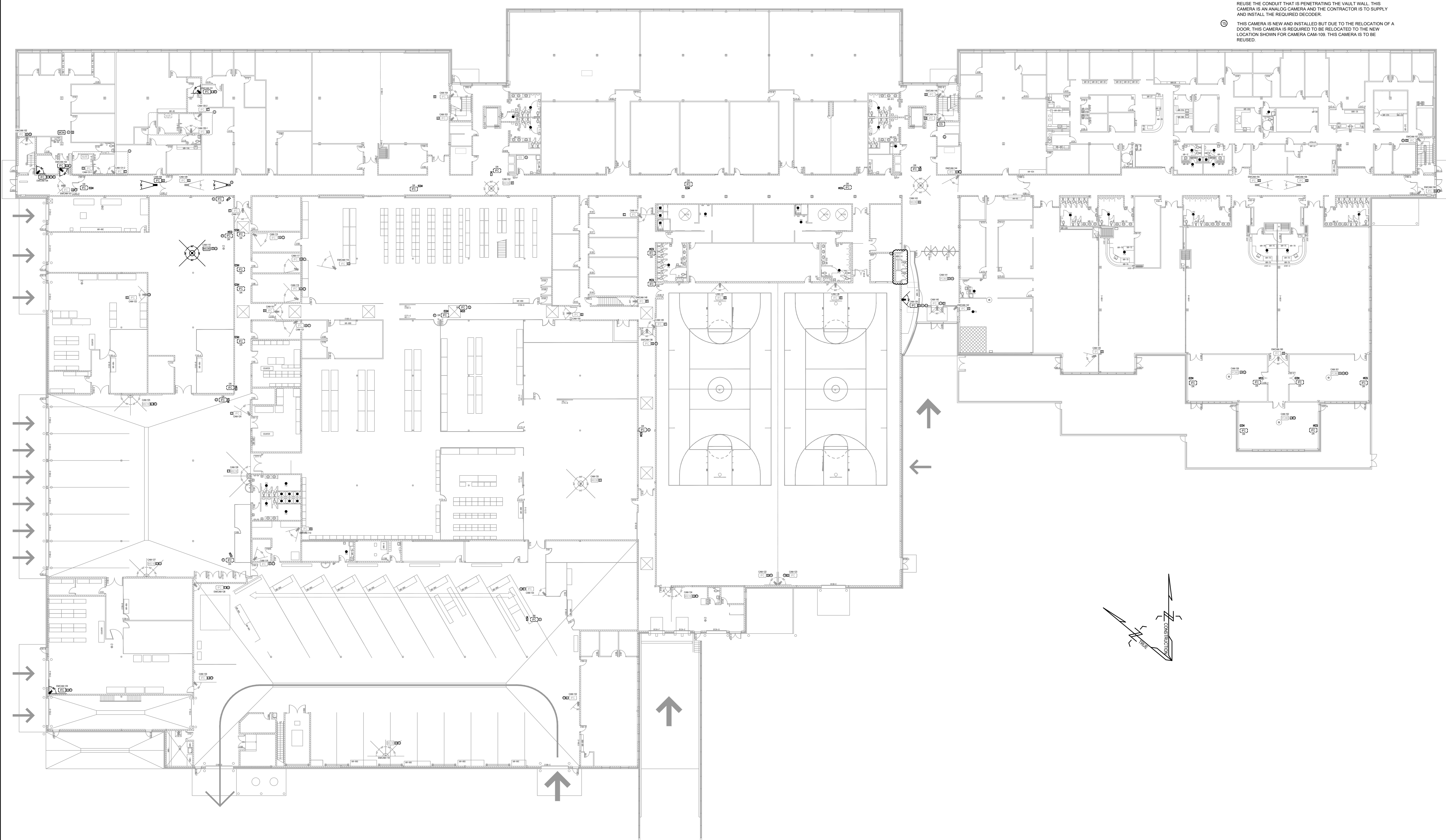
- CELLING MOUNTED INTERIOR
- WALL MOUNTED INTERIOR
- WALL MOUNTED WITH PENDANT KIT INTERIOR
- CELLING MOUNTED ON POLE INTERIOR
- POLE MOUNTED WITH PENDANT KIT EXTERIOR
- CORNER MOUNTED WITH PENDANT KIT EXTERIOR
- WALL MOUNTED EXTERIOR
- INTERIOR CAMERA INSTALLED ON STEEL BEAM
- EXTERIOR CAMERA MOUNTED ON PEDESTAL

LEGEND

- CS CORE SWITCH
- DEC VIDEO DECODER
- EFC MEGAPKSEL EXTERIOR FIXED CAMERA
- EMC MEGAPKSEL EXTERIOR MOBILE CAMERA
- EMC180 MEGAPKSEL EXTERIOR 180° MULTI-SENSOR CAMERA
- EMC360 MEGAPKSEL EXTERIOR 360° MULTI-SENSOR CAMERA
- EMC360 MEGAPKSEL EXTERIOR 360° MULTI-SENSOR CAMERA WITH ADDITIONAL MOBILE CAMERA
- ENC ENCODER - COAX TO COPPER (CAT5)
- ES EDGE SWITCH
- FB FIBRE OPTIC FUSION BOX
- HS HARDENED SWITCH
- IFC MEGAPKSEL INTERIOR FIXED CAMERA
- IFC360 MEGAPKSEL INTERIOR 360° FISH-EYE CAMERA
- IMC MEGAPKSEL INTERIOR MOBILE CAMERA
- IMC180 MEGAPKSEL INTERIOR 180° MULTI-SENSOR CAMERA
- IMC360 MEGAPKSEL INTERIOR 360° MULTI-SENSOR CAMERA
- IMC360 MEGAPKSEL INTERIOR MULTI-SENSOR CAMERA WITH ADDITIONAL MOBILE CAMERA
- MON MONITOR
- MC MEDIA CONVERTER - MULTIMODE FIBER TO COPPER (CAT5)
- NVR NETWORK VIDEO RECORDER
- POE POE EXTENDER
- POE POE INJECTOR (HIGH POE)
- UPS UNINTERRUPTIBLE POWER SUPPLY

ABBREVIATIONS

- XX-CAM-YZZ CAMERA NUMBERING SCHEME
Y: FLOOR OR BASEMENT; Z: SITE; 1: 1ST FLOOR; 2: 2ND FLOOR; 3: 3RD FLOOR
ZZ: SEQUENTIAL NUMBERING
- ABBREVIATION
*WHEN AN ABBREVIATION IS NOT MENTIONED, CAMERAS ARE NEW.
- DR LETTERS 'DR' REFERS TO EXISTING EQUIPMENT WHICH HAS TO BE DISCONNECTED, REMOVED, RETURNED TO THE DND ALONG WITH A TRANSMITTAL SHEET. ASSOCIATED MOUNTING BOX, CONDUIT AND WIRING SHALL ALSO BE REMOVED TO THE NEAREST JUNCTION BOX WITHIN 3M FROM THE CAMERA. THE CONTRACTOR IS RESPONSIBLE TO ENSURE THAT FINISHES MATCH EXISTING BUILDING FINISHES WHERE EQUIPMENT HAS BEEN REMOVED.
- E LETTERS 'E' REFERS TO EXISTING EQUIPMENT WHICH HAS TO REMAIN IN PLACE.
- EM LETTERS 'EM' REFERS TO EXISTING EQUIPMENT WHICH HAS TO BE DISCONNECTED, REMOVED, RETURNED TO THE DND ALONG WITH A TRANSMITTAL SHEET. THIS INCLUDES ASSOCIATED MOUNTING BOX, CONDUIT AND WIRING TO THE NEAREST JUNCTION BOX WITHIN 3M OF THE CAMERA. THIS CAMERA IS TO BE REPLACED BY NEW EQUIPMENT. NEW MOUNTING BOX, CABLES AND CONDUITS SHALL BE SUPPLIED AND INSTALLED. THE CONTRACTOR IS RESPONSIBLE TO ENSURE THAT FINISHES MATCH EXISTING BUILDING FINISHES WHERE EQUIPMENT HAS BEEN REMOVED.



REVISED LAST (REVISED) 2018/04/04

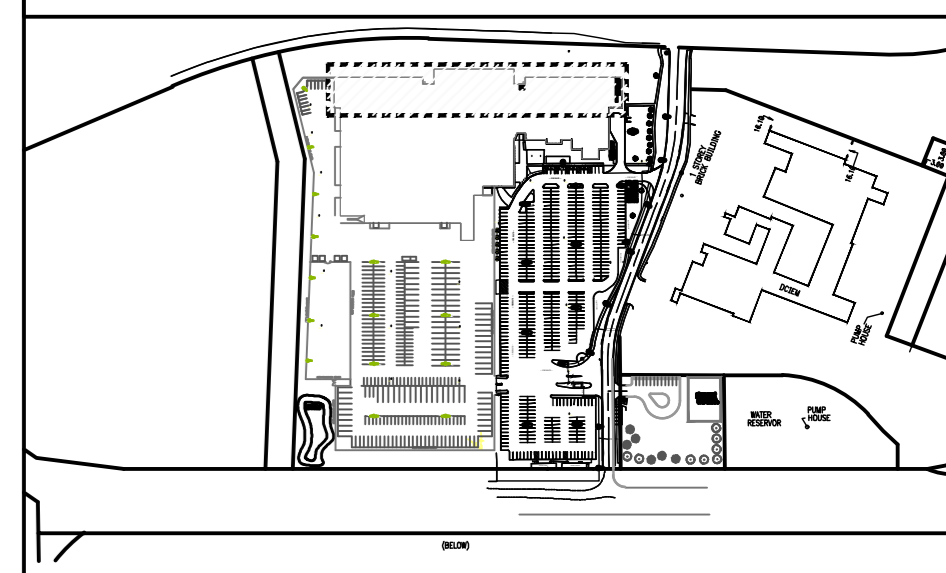
This design is an instrument of service and is protected by copyright, copyright by the consultant's instrument of service belongs to the consultant. Copies including electronic copies, may only be used for the purpose intended and for a one-time use, on the same site, and for the same project and may not be offered for sale or transfer without the express written consent of the consultant.

Cette conception est un instrument de service protégé par le droit d'auteur. Le droit d'auteur sur l'instrument de service appartient au consultant. Les exemplaires de ce dessin, y compris les exemplaires électroniques, ne peuvent servir qu'à une seule fin, et ce, qu'une fois, sur le même chantier et pour le même projet. Ils ne peuvent être offerts en vente ni transférés sans le consentement écrit expresse de l'expert-consultant.



Stantec Consulting Ltd
375, Roland-Thériault Blvd, suite 400
Longueville (Québec) J4H 4A6
Tel: 514-281-1010
www.stantec.com

The Contractor shall verify and be responsible for all dimensions, DO NOT scale the drawing - any errors or omissions shall be reported to Stantec without delay. The Contractor is to design and draw on the property of Stantec. Reproduction or use for any purpose other than that authorized by Stantec is forbidden.



ABBREVIATIONS

- XX-CAM-ZZZ
CAMERA NUMBERING SCHEME
Y: FLOOR (B: BASEMENT, 0: SITE, 1: 1ST FLOOR, 2: 2ND FLOOR, 3: 3RD FLOOR)
ZZ: SEQUENTIAL NUMBERING
- ABBREVIATION
*WHEN AN ABBREVIATION IS NOT MENTIONED, CAMERAS ARE NEW
- DR LETTERS "DR" REFERS TO EXISTING EQUIPMENT WHICH HAS TO BE DISCONNECTED, REMOVED, RETURNED TO THE O&D ALONG WITH A TRANSMITTAL SHEET. ASSOCIATED MOUNTING BOX, CONDUIT AND WIRING SHALL ALSO BE REMOVED TO THE NEAREST JUNCTION BOX WITHIN 3M FROM THE CAMERA. THE CONTRACTOR IS RESPONSIBLE TO ENSURE THAT FINISHES MATCH EXISTING BUILDING FINISHES WHERE EQUIPMENT HAS BEEN REMOVED.
- E LETTERS "E" REFERS TO EXISTING EQUIPMENT WHICH HAS TO REMAIN IN PLACE.
- EM LETTERS "EM" REFERS TO EXISTING EQUIPMENT WHICH HAS TO BE DISCONNECTED, REMOVED, RETURNED TO THE O&D ALONG WITH A TRANSMITTAL SHEET. THIS INCLUDES ASSOCIATED MOUNTING BOX, CONDUIT AND WIRING TO THE NEAREST JUNCTION BOX WITHIN 3M OF THE CAMERA. THIS CAMERA IS TO BE REPLACED BY NEW EQUIPMENT. NEW MOUNTING BOX, CABLES AND CONDUITS SHALL BE SUPPLIED AND INSTALLED. THE CONTRACTOR IS RESPONSIBLE TO ENSURE THAT FINISHES MATCH EXISTING BUILDING FINISHES WHERE EQUIPMENT HAS BEEN REMOVED.

LEGEND

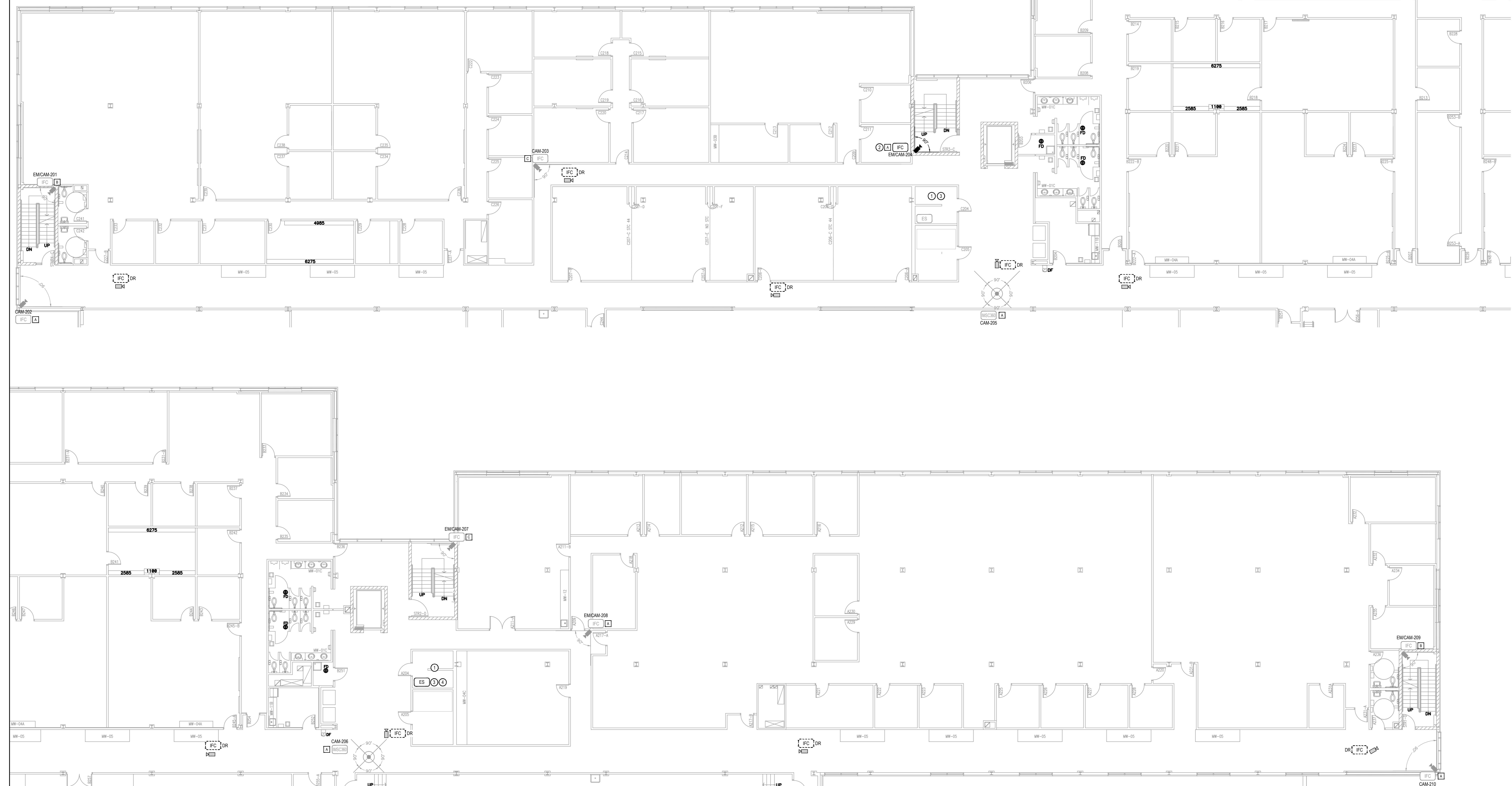
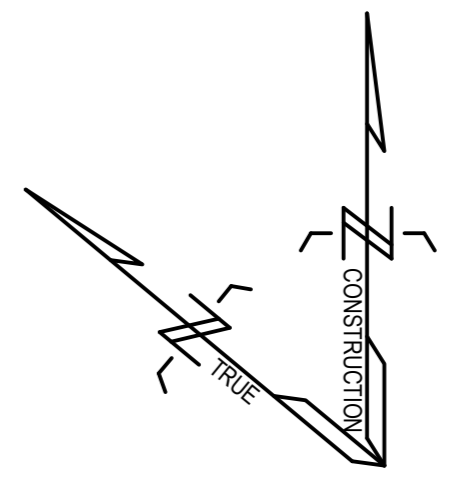
- CS CORE SWITCH
- DEC VIDEO DECODER
- EFC MEGAPIXEL EXTERIOR FIXED CAMERA
- EMC MEGAPIXEL EXTERIOR MOBILE CAMERA
- EMC360 MEGAPIXEL EXTERIOR 360° MULTI-SENSOR CAMERA
- EMC300 MEGAPIXEL EXTERIOR 360° MULTI-SENSOR CAMERA
- EMC30M MEGAPIXEL EXTERIOR 360° MULTI-SENSOR CAMERA WITH ADDITIONAL MOBILE CAMERA
- ENC ENCODER - COAX TO COPPER (CAT5)
- ES EDGE SWITCH
- FB FIBRE OPTIC FUSION BOX
- HS HARDENED SWITCH
- IFC MEGAPIXEL INTERIOR FIXED CAMERA
- IFC360 MEGAPIXEL INTERIOR 360° FISH-EYE CAMERA
- IMC MEGAPIXEL INTERIOR MOBILE CAMERA
- IMC360 MEGAPIXEL INTERIOR 360° MULTI-SENSOR CAMERA
- IMC300 MEGAPIXEL INTERIOR 360° MULTI-SENSOR CAMERA
- IMC30M MEGAPIXEL INTERIOR MULTI-SENSOR CAMERA WITH ADDITIONAL MOBILE CAMERA
- MON MONITOR
- MC MEDIA CONVERTER - MULTIMODE FIBER TO COPPER (CAT6)
- NVR NETWORK VIDEO RECORDER
- PEE POE EXTENDER
- PSE POE INJECTOR (HIGH POE)
- UPS UNINTERRUPTIBLE POWER SUPPLY

GENERAL NOTE

UNLESS OTHERWISE NOTED, SHOWN COMPONENTS ARE NEW. NEW MOUNTING BOX, CABLES AND CONDUITS SHALL ALSO BE SUPPLIED AND INSTALLED.
CAMERAS THAT ARE TO BE REMOVED AND NOT REPLACED THAT DO NOT INDICATE A SPECIFIC NOTE ARE TO BE CONSIDERED INSTALLED AT A HEIGHT OF APPROXIMATELY 3050mm.
ALL CAMERA CONNECTED TO THE EXISTING SYSTEM HAVE NOT BEEN REMOVED. THE CONTRACTOR IS REQUIRED TO REMOVE ALL EXISTING CAMERAS ONCE THE NEW SYSTEM IS FUNCTIONING AND COMMISSIONED. ALL CEILING TILES THAT THE EXISTING CAMERA WERE INSTALLED ON ARE REQUIRED TO BE REPLACED.
THE PORTIONS THAT ARE GRAYED ON THE DRAWINGS HAVE BEEN INSTALLED DURING THE PREVIOUS CONTRACT. THE NEW CONTRACTOR WILL BE RESPONSIBLE TO CONFIRM THE INSTALLATION AND NOTIFY O&D OF ANY DISCREPANCIES. ALL COMPONENTS SHOWN BY A BLACK COLOUR HAVE NOT BEEN INSTALLED AND ARE REQUIRED FOR CONTRACTOR TO SUPPLY AND INSTALL.

SPECIFIC NOTES:

- 1 PRIOR TO CONSTRUCTION OF NEW CONDUIT PENETRATION NO GREATER THAN 2" IN DIAMETER, CONTRACTOR SHALL SCAN AND MARK EXISTING CONCRETE ELEMENT TO IDENTIFY LOCATIONS OF EXISTING REINFORCING STEEL. NEW PENETRATION SHALL BE LOCATED TO AVOID ANY CONFLICT WITH EXISTING REINFORCING STEEL. WHERE POSSIBLE, SCANNING SHALL BE COMPLETED ON BOTH SIDES OF ELEMENT TO CONFIRM RESULTS OBTAINED.
- 2 THE CAMERA AT THIS LOCATION IS INSTALLED BUT THE CABLE HAS NOT BEEN PULLED TO THIS LOCATION. THE CONTRACTOR IS REQUIRED TO PULL THE REQUIRED CABLE FROM THE SWITCH TO THE CAMERA.
- 3 THE REQUIRED FIBRE IS BROUGHT INTO THE ROOM BUT IS NOT CONNECTED TO THE SWITCH. THE CONTRACTOR IS REQUIRED TO TEST AND CONNECT THE FIBRE TO THE SWITCH.
- 4 THE EDGE SWITCH IS NOT INSTALLED BUT O&D IS IN POSSESSION OF THE REQUIRED 48 PORT SWITCH.



04	2024/10/16	ISSUED FOR TENDER	JH
03	2024/04/15	ISSUED FOR TENDER	JH
02	2024/03/08	ISSUED FOR 100% REVIEW	JH
01	2023/12/08	ISSUED FOR 99% REVIEW	JH
00	2021/03/26	ISSUED FOR TENDER	JH

NO. DATE REVISION APPR.
SCALE | ÉCHELLE

LOCATION | EMPLACEMENT
1 YUKON LANE,
TORONTO,
ON

PROJECT | PROJET
DENISON ARMOURY
CCTV UPGRADE

TRADE | MÉTIER
PHYSICAL SECURITY
DATE 2018/12/14

SUBJECT | SUJET
2nd FLOOR

DESIGNED ÉTUDE	XX XX	DES O AGENT CONC
C. OUELLETTE	XX	XX
DRAWN DESSINE		PROJ MGR GEST PROJ
K. DESCHESNE		XX
CHECKED VÉRIFIÉ		DES MGR GEST CONC
M. GENNAOUI, P.Eng		XX
COORDINATION		FIRE INCENDIE
X.X.		XX

WBS NO. | NO. OTP
TT180003

DWG. NO. | NO. DESSIN
TT180003 - 805



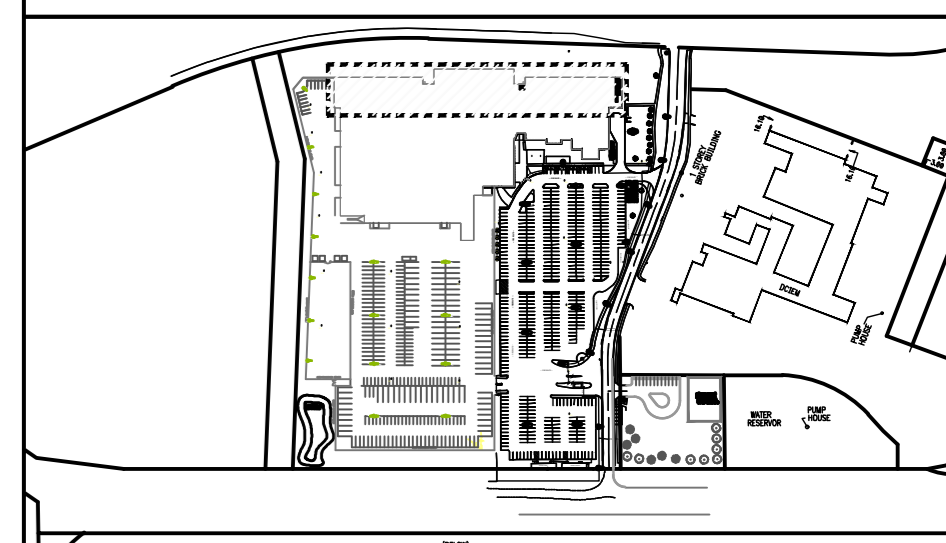
This design is an instrument of service and is protected by copyright. Copyright for the consultant's instrument of service belongs to the consultant. Copies including electronic copies, may only be used for the purpose intended and for a one-time use, on the same site, and for the same project and may not be offered for sale or transfer without the express written consent of the consultant.

Cette conception est un instrument de service protégé par le droit d'auteur. Le droit d'auteur sur l'instrument de service appartient au consultant. Les exemplaires de ce dessin, y compris les exemplaires électroniques, ne peuvent servir qu'une fois prévues, et ce, qu'une fois, sur le même chantier et pour le même projet. Ils ne peuvent être offerts en vente ni transférés sans le consentement écrit expresse de l'expert-consultant.



Stantec Consulting Ltd
375, Roland-Thériault Blvd., suite 400
Longueuil (Québec) J4H 4A6
Tel. 514.281.1010
www.stantec.com

The Contractor shall verify and be responsible for all dimensions. DO NOT scale the drawing - any errors or omissions shall be reported to Stantec without delay. The Copyright in all designs and drawings are the property of Stantec. Reproduction or use for any purpose other than that authorized by Stantec is forbidden.



2025-01-31
LICENSED PROFESSIONAL ENGINEER
J. HALLÉE
1005 7011
South Mills
PROVINCE OF ONTARIO

04	20241016	ISSUED FOR TENDER	JH
03	20240419	ISSUED FOR TENDER	JH
02	20240308	ISSUED FOR 100% REVIEW	JH
01	20231208	ISSUED FOR 99% REVIEW	JH
00	20210308	ISSUED FOR TENDER	JH

NO. DATE REVISION APPR.

SCALE | ÉCHELLE

LOCATION | EMPLACEMENT
1 YUKON LANE,
TORONTO,
ON

PROJECT | PROJET
DENISON ARMOURY
CCTV UPGRADE

TRADE | MÉTIER
PHYSICAL SECURITY


SUBJECT | SUJET
3rd FLOOR

DATE
2018/12/14

PRODUCTION	DESIGNED ÉTUDE	REVIEWED REVU
C. OUELLETTE	XX XX	DES O AGENT CONC X.X
K. DESCHESNE	DRAWN DESSINE	PROJ MGR GEST PROJ X.X
X.X	CHECKED VÉRIFIÉ	DES MGR GEST CONC X.X
X.X	COORDINATION	FIRE INCENDIE X.X

WBS NO. | NO. OTP
TT180003

DWG. NO. | NO. DESSIN
TT180003 - 806



ABBREVIATIONS

XX-CAM-YYZ
CAMERA NUMBERING SCHEME
Y: FLOOR (B: BASEMENT, G: SITE, 1: 1ST FLOOR, 2: 2ND FLOOR, 3: 3RD FLOOR)
Z: SEQUENTIAL NUMBERING

DR
LETTERS "DR" REFERS TO EXISTING EQUIPMENT WHICH HAS TO BE DISCONNECTED, REMOVED, RETURNED TO THE END ALONG WITH A TRANSMITTAL SHEET. ASSOCIATED MOUNTING BOX, CONDUIT AND WIRING SHALL ALSO BE REMOVED TO THE NEAREST JUNCTION BOX WITHIN 3M FROM THE CAMERA. THE CONTRACTOR IS RESPONSIBLE TO ENSURE THAT FINISHES MATCH EXISTING BUILDING FINISHES WHERE EQUIPMENT HAS BEEN REMOVED.

E
LETTERS "E" REFERS TO EXISTING EQUIPMENT WHICH HAS TO REMAIN IN PLACE.

EM
LETTERS "EM" REFERS TO EXISTING EQUIPMENT WHICH HAS TO BE DISCONNECTED, REMOVED, RETURNED TO THE END ALONG WITH A TRANSMITTAL SHEET. THIS INCLUDES ASSOCIATED MOUNTING BOX, CONDUIT AND WIRING TO THE NEAREST JUNCTION BOX WITHIN 3M OF THE CAMERA. THIS CAMERA IS TO BE REPLACED BY NEW EQUIPMENT. NEW MOUNTING BOX, CABLES AND CONDUITS SHALL BE SUPPLIED AND INSTALLED. THE CONTRACTOR IS RESPONSIBLE TO ENSURE THAT FINISHES MATCH EXISTING BUILDING FINISHES WHERE EQUIPMENT HAS BEEN REMOVED.

LEGEND

CS	CORE SWITCH
DEC	VIDEO DECODER
EFC	MEGAPIXEL EXTERIOR FIXED CAMERA
EMC	MEGAPIXEL EXTERIOR MOBILE CAMERA
EMC180	MEGAPIXEL EXTERIOR 180° MULTI-SENSOR CAMERA
EMC360	MEGAPIXEL EXTERIOR 360° MULTI-SENSOR CAMERA
EMC360M	MEGAPIXEL EXTERIOR 360° MULTI-SENSOR CAMERA WITH ADDITIONAL MOBILE CAMERA
ENC	ENCODER - COAX TO COPPER (CAT6)
ES	EDGE SWITCH
FB	FIBRE OPTIC FUSION BOX
HS	HARDENED SWITCH
IFC	MEGAPIXEL INTERIOR FIXED CAMERA
IFC360	MEGAPIXEL INTERIOR 360° FISH-EYE CAMERA
IMC	MEGAPIXEL INTERIOR MOBILE CAMERA
IMC180	MEGAPIXEL INTERIOR 180° MULTI-SENSOR CAMERA
IMC360	MEGAPIXEL INTERIOR 360° MULTI-SENSOR CAMERA
IMC360M	MEGAPIXEL INTERIOR MULTI-SENSOR CAMERA WITH ADDITIONAL MOBILE CAMERA
MON	MONITOR
MC	MEDIA CONVERTER - MULTIMODE FIBER TO COPPER (CAT6)
NVR	NETWORK VIDEO RECORDER
POE	POE EXTENDER
POE	POE INJECTOR (HIGH POE)
UPS	UNINTERRUPTIBLE POWER SUPPLY

GENERAL NOTE

UNLESS OTHERWISE NOTED, SHOWN COMPONENTS ARE NEW. NEW MOUNTING BOX, CABLES AND CONDUITS SHALL ALSO BE SUPPLIED AND INSTALLED.

CAMERAS THAT ARE TO BE REMOVED AND NOT REPLACED THAT DO NOT INDICATE A SPECIFIC NOTE ARE TO BE CONSIDERED INSTALLED AT A HEIGHT OF APPROXIMATELY 3050mm.

ALL CAMERA CONNECTED TO THE EXISTING SYSTEM HAVE NOT BEEN REMOVED. THE CONTRACTOR IS REQUIRED TO REMOVE ALL EXISTING CAMERAS ONCE THE NEW SYSTEM IS FUNCTIONING AND COMMISSIONED. ALL CEILING TILES THAT THE EXISTING CAMERAS WERE INSTALLED ON ARE REQUIRED TO BE REPLACED.

THE PORTIONS THAT ARE GRAYED ON THE DRAWINGS HAVE BEEN INSTALLED DURING THE PREVIOUS CONTRACT. THE NEW CONTRACTOR WILL BE RESPONSIBLE TO CONFIRM THE INSTALLATION AND NOTIFY OGC OF ANY DISCREPANCIES. ALL COMPONENTS SHOWN BY A BLACK COLOUR HAVE NOT BEEN INSTALLED AND ARE REQUIRED FOR CONTRACTOR TO SUPPLY AND INSTALL.

- 1 CELLING MOUNTED INTERIOR
- 2 WALL MOUNTED INTERIOR
- 3 WALL MOUNTED WITH PENDANT KIT INTERIOR
- 4 CEILING MOUNTED ON POLE INTERIOR
- 5 POLE MOUNTED WITH PENDANT KIT EXTERIOR
- 6 CORNER MOUNTED WITH PENDANT KIT EXTERIOR
- 7 WALL MOUNTED EXTERIOR
- 8 INTERIOR CAMERA INSTALLED ON STEEL BEAM
- 9 EXTERIOR CAMERA MOUNTED ON PEDESTAL

- SPECIFIC NOTES**
- 1 PRIOR TO CONSTRUCTION OF NEW CONDUIT PENETRATION NO GREATER THAN 2" IN DIAMETER, CONTRACTOR SHALL SCAN AND MARK EXISTING CONCRETE ELEMENT TO IDENTIFY LOCATIONS OF EXISTING REINFORCING STEEL. NEW PENETRATION SHALL BE LOCATED TO AVOID ANY CONFLICT WITH EXISTING REINFORCING STEEL. WHERE POSSIBLE, SCANNING SHALL BE COMPLETED ON BOTH SIDES OF ELEMENT TO CONFIRM RESULTS.
 - 2 THE CAMERA AT THIS LOCATION IS INSTALLED BUT THE CABLE HAS NOT BEEN PULLED TO THIS LOCATION. THE CONTRACTOR IS REQUIRED TO PULL THE REQUIRED CABLE FROM THE SWITCH TO THE CAMERA.
 - 3 THE FIBRE HAS NOT BEEN BROUGHT INTO THE ROOM FROM THE ES LOCATED ON THE LOWER FLOOR. THE CONTRACTOR IS REQUIRED TO RUN THE REQUIRED FIBRE AND CONNECT IT TO THE SWITCH WHICH IS INSTALLED.

