

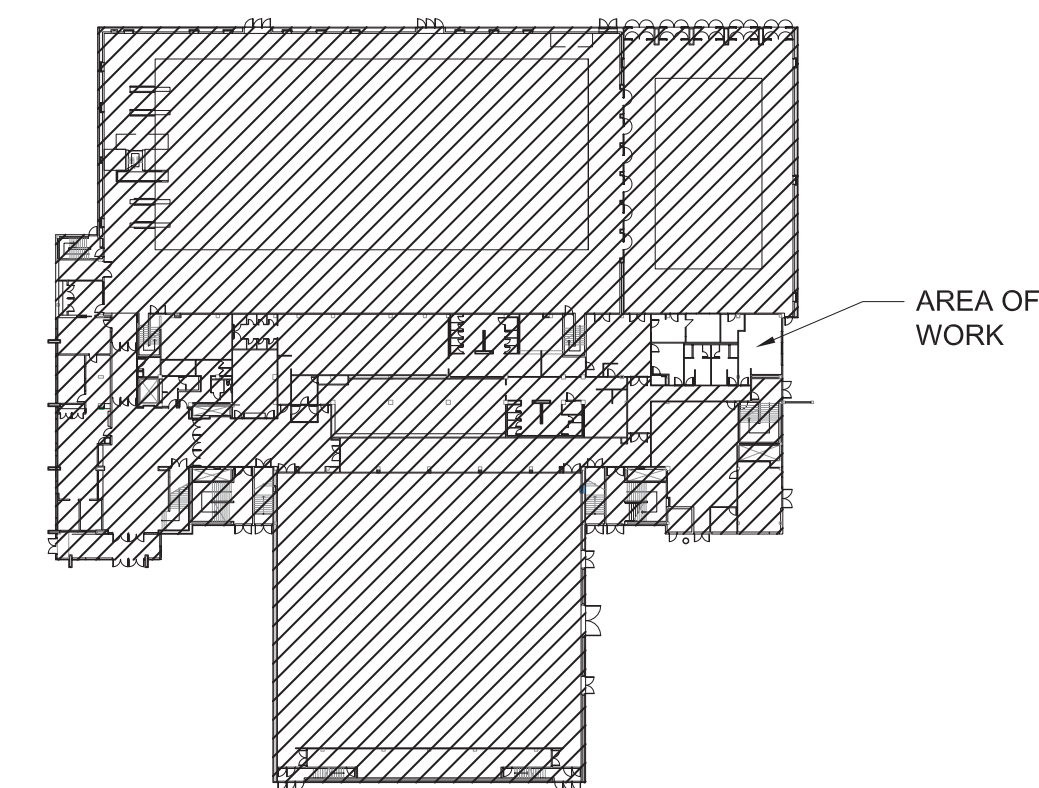
# 1 PARTIAL GROUND FLOOR PLAN

DRAWING LEGEND	
	EXISTING TO REMAIN
	NEW BLOCK PARTITION, TO U/S SLAB
	NEW HM FRAME AND SCREEN
	EXISTING CONC. BEAM BELOW TO REMAIN
	MIN. 1HR FIRE RATING MIN. 3/4HR FRR OPENING FIRESTOP/SMOKESEAL ALL PENETRATIONS


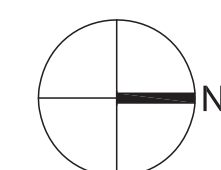
SECTION 09 31 00 TILING	
AP-1:	ACCESS PANEL. COORDINATE WITH MASONRY CONTRACTOR
SECTION 08 70 00 DOOR HARDWARE	
PDO-1:	VERTICAL POWER DOOR OPERATOR. COORDINATE WITH ELEC.
PDO-2:	POWER DOOR OPERATOR LOCK FEATURE COORDINATE WITH ELEC.
SECTION 10 80 00 WASHROOM ACCESSORIES:	
CT-1:	ADULT SIZED CHANGE TABLE
CT-2:	CHILD SIZED CHANGE TABLE
HDY-1:	HAND DRYER
HDY-2:	HAIR DRYER
PTD-1:	PAPER TOWEL DISPENSER
SC-1:	SHOWER CURTAIN
DIV 22 PLUMBING (REFER TO MECHANICAL DWGS):	
FD-1:	FLOOR DRAIN
HD-1:	FLOOR DRAIN, HEAVY DUTY
EW-1:	EYEWASH STATION
SH-1:	SHOWERHEAD, INSTITUTIONAL GRADE
SH-2:	HAND SHOWERHEAD, INSTITUTIONAL GRADE
SS-1-1:	BARRIER FREE KITCHEN SINK
L-1:	BARRIER FREE SOLID SURFACE SINK
L-2:	SINK, BARRIER FREE
L-3:	SINK, WASHROOM
JS-1:	JANITORIAL SLOP SINK
WC-1:	WATER CLOSET
WC-2:	BARRIER FREE WATER CLOSET

- GENERAL NOTES:
- COORDINATE WITH MECH., AND ELEC. FOR FIXTURE AND EQUIPMENT LOCATIONS PRIOR TO CORING.
  - REFER TO FFE PLAN FOR FIXED EQUIPMENT LOCATIONS/TYPES.
  - LINTELS IN NON-LOAD BEARING MASONRY WALLS TO BE INSTALLED IN CONFORMANCE WITH STRUCTURAL DRAWINGS, STANDARD DETAIL 'M1, SHEET S010 - STEEL LINTEL' UNO.
  - COORDINATE ALL CHASE WALL AND CAVITY DEPTHS WITH MECHANICAL PLUMBING DRAWINGS AND CONTRACTOR PRIOR TO BLOCK INSTALLATION

- CONSTRUCTION NOTES:
- PROTECT EXISTING CORRIDOR, POOL AND POOL FOYER. PATCH, REPAIR AND MAKE GOOD AREAS AFFECTED BY CONSTRUCTION TO MATCH EXISTING ADJACENT AREAS.
  - BLOCK INFILL OF EXISTING OPENING. TOOTH OUT ADJACENT BLOCK TO MAINTAIN EXISTING COURSING.
  - DASHED LINE OF CONCRETE BEAM BELOW. SITE VERIFY ALL AREAS VIA RADAR SCANNING AND VISUAL INSPECTION PRIOR TO CORE DRILLING ACTIVITIES.
  - RELOCATED POWER PANEL REFER TO AND COORDINATE WITH ELECTRICAL DRAWINGS. INSTALL MIN. 12" CLEAR OF ADJACENT WALL
  - PROVIDE COLOR MATCH INSULATED ALUM. SHEET METAL PATCH IN AREAS OF MECHANICAL DEMOLITION. REFER TO DWG. 2/A310 AND MECH DRAWINGS FOR QUANTITIES.



GROUND FLOOR KEY PLAN



CONSULTANTS

NO	DATE	ISSUED FOR
05	2019.09.26	PERMIT/TENDER
04	2019.08.02	CLIENT REVIEW
03	2019.06.27	CLIENT REVIEW
02	2019.05.30	CLIENT MEETING
01	2019.05.13	COSTING
00	2019.05.02	CLIENT MEETING



UNIT A ARCHITECTURE INC.  
151 SHAW STREET  
TORONTO, ONTARIO M6J 2W6  
T. 416 516 4656  
F. 416 516 6690

PROJECT TITLE  
ETOBICOKE OLYMPIUM  
INTERIOR ALTERATIONS

PROJECT ADDRESS  
590 RATHBURN ROAD  
TORONTO, ON  
M6C 3T3

PROJECT NUMBER  
1826

DRAWING TITLE  
PART FLR PLAN  
STAFF & CHANGE RM  
PARTITION LAYOUT

DRAWING DATE  
APR 2019

DRAWING SCALE  
1/4"=1'0" @ ANSI D [22"X34"]

DRAWING NO.

A101