CITY OF TORONTO ACCESSIBILITY UPGRADES

GROUP 5

9119- 19- 0162 / Arcadis 30279056

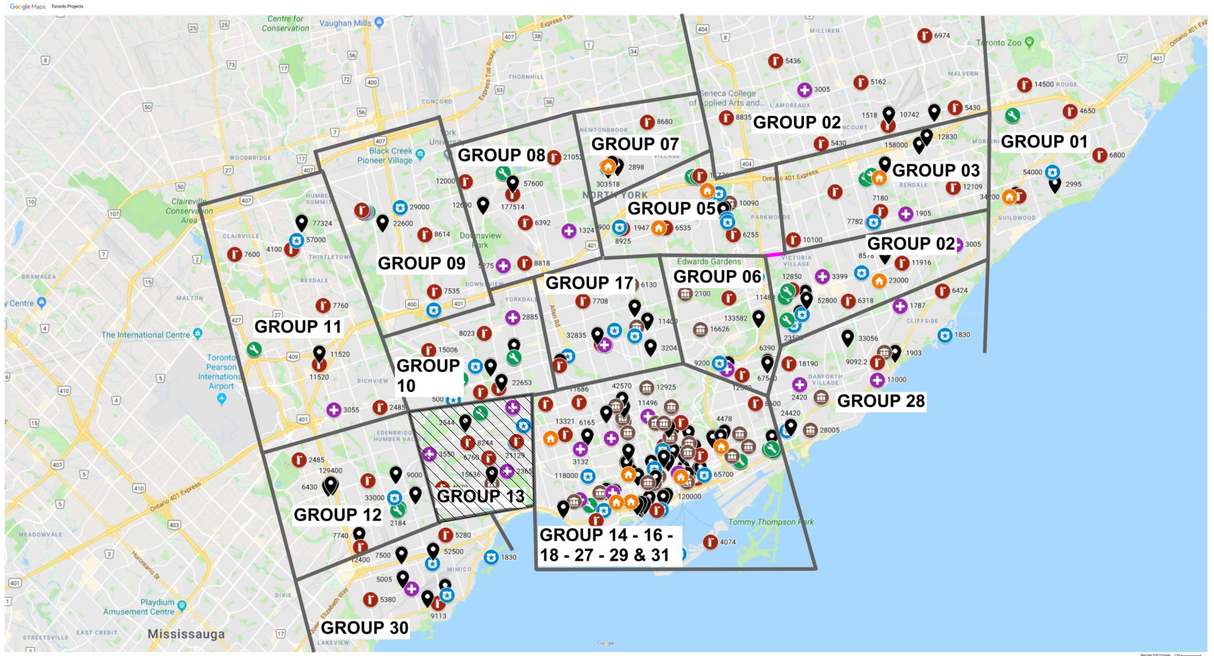

IMAGE SOURCES: GOOGLE MAPS

COVER PAGE GROUP 05	
SHEET #	**SHEET TITLE**
G05-GAL-G1001	COVER PAGE, GENERAL DRAWING LIST, BUILDING LIST

GENERAL LAYOUTS GROUP 05	
SHEET #	**SHEET TITLE**
G05-GAL-G1002	ARCHITECTURAL GENERAL NOTES, ABBREVIATIONS & REFERENCE SYMBOLS
G05-GAL-G1003	WALL TYPES
G05-GAL-G1004	DOOR TYPES
G05-GAL-G2001	STRUCTURAL GENERAL NOTES
G05-GAL-G2002	ABBREVIATIONS & SYMBOLES
G05-GAL-G3001	MECHANICAL LEGEND SHEET 1 OF 2
G05-GAL-G3002	MECHANICAL LEGEND SHEET 2 OF 2
G05-GAL-G4001	ELECTRICAL LEGEND SHEET 1 OF 2
G05-GAL-G4002	ELECTRICAL LEGEND SHEET 2 OF 2
G05-GAL-G4003	ELECTRICAL GENERAL NOTES

GROUP 05 BUILDING INDEX		
SERIAL #	**BUILDING ADDRESS**	**BUILDING DESCRIPTION**
1	10 WILLIAM CARSON CRESCENT	FIRE HALL NO. 121
10	1026 FINCH AVE. W	FINCH YARD BLDG A
30	125 MOATFIELD DR	DAVID DUNCAN HOUSE - RESTAURANT
48	14 DYAS RD	CITY CLERK'S RECORDS CENTRE
59	143 BOND AVE.	FIRE HALL NO. 123
83	160 DUNCAN MILL RD.	BUILDING
143	2545 BAYVIEW AVE.	FIRE HALL NO. 122
175	300 LESMILL RD.	BUILDING
249	50 UPJOHN RD.	POLICE NO. 33 DIVISION

TOUCH AND FEEL BOOKLET

TYPICAL DETAILS BOOKLET

NOT FOR CONSTRUCTION

ISSUED FOR TENDER

2022-12-07 5:47:18 PM

CITY OF TORONTO

TORONTO

55 John ST.
TORONTO, ON
M5V 3C6

ISSUES

No.	DESCRIPTION	DATE
A	50% SUBMISSION	2022-01-20
B	90% SUBMISSION	2022-02-22
C	ISSUED FOR PERMIT	2022-03-18
D	ISSUED FOR TENDER	2025-04-11

PRIME CONSULTANT

ARCADIS

100 - 175 Galaxy Blvd,
Toronto, ON M9W 0C9, Canada
tel 416 679 1930
www.arcadis.com

PROJECT NO:
9119- 19- 0162 / Arcadis 30279056

DATE:
2025-04-11

SHEET NUMBER
G05-GAL-G0001

ISSUE
D

ABBREVIATIONS

@	AT
A	ANGLE
A/C	AIR CONDITIONER / CONDITIONING
ABV	ABOVE
ACCS	ACCESSORIES
ACSDR	ACCESS DOOR
ACSFLR	ACCESS FLOOR
ACST / ACOUS	ACOUSTICAL
ACT	ACOUSTICAL CEILING TILE
AD	AREA DRAIN
ADA	AMERICANS WITH DISABILITIES ACT
ADDL	ADDITIONAL
ADDM	ADDENDUM
ADJ	ADJUSTABLE / ADJACENT
ADMIN	ADMINISTRATION
AFC	ABOVE FINISHED COUNTER
AFF	ABOVE FINISHED FLOOR
AFG	ABOVE FINISHED GRADE
AFS	ABOVE FINISHED SLAB
AGGR	AGGREGATE
AHR	ANCHOR
AHU	AIR HANDLING UNIT
AL / ALUM	ALUMINUM
ALNMT	ALIGNMENT
ALT	ALTERNATE
ANOD	ANODIZED
ANUN	ASSISTANCE REQUIRED INDICATOR/ALARM
AP	ACCESS PANEL
APC	ACOUSTICAL PANEL CEILING
APPROX	APPROXIMATELY
APPVD	APPROVED
AR-LED	DOOR LOCK INDICATOR
ARCH	ARCHITECT(URAL)
ASPH	ASPHALT
ASTM	AMERICAN SOCIETY FOR TESTING MATERIALS
AUTO	AUTOMATIC
AVG	AVERAGE
s	AND
BD	BOARD
BET	BETWEEN
BFACT	BARRIER FREE ADULT CHANGE TABLE
BFAO	BARRIE FREE AUTOMATIC OPENER
BFPB	BARRIER FREE PUSH BUTTON
BFWO	BARRIER FREE WAVE TO OPEN
BG	BUMPER GUARD
BITUM	BITUMINOUS
BL	BLACK
BLDG	BUILDING
BLK	BLOCK
BLKG	BLOCKING
BM	BEAM
BMS	BALANCE MAGNETIC SWITCH
BOS	BOTTOM OF STEEL
BOT	BOTTOM
BR	BACKREST
BS	BOTH SIDES
CAB	CABINET
CAS	CASEWORK
CB	CATCH BASIN
CEM	CEMENT
CER	CERAMIC
CF	CUBIC FOOT
CG	CORNER GUARD
CH	CEILING HEIGHT
CHAM	CHAMFER
CHBD	CHALKBOARD
CI	CAST IRON
CI	CONTRACTOR INSTALLED
CIP	CAST IN PLACE
CJ	CONTROL JOINT
CL	CENTER LINE
CLG	CEILING
CLO	CLOSET
CLR	CLEAR
CMU	CONCRETE MASONRY UNIT
CO	CLEAN/CLEAR OUT
COL	COLUMN
CONC	CONCRETE
CONST	CONSTRUCTION
CONT	CONTINUOUS
CORR	CORRIDOR
CP	CONCRETE PAVER
CPR	COPPER
CPT	CARPET(ED)(ING)
CT	CERAMIC TILE
CTH	COAT HOOK
CTR	COUNTER
DBL	DOUBLE
DEFS	DIRECT APPLIED EXTERIOR FINISH SYSTEM
DEG	DEGREE
DEMO	DEMOLISH
DEP	DEPRESSION
DET	DETAIL
DF	DRINKING FOUNTAIN
DIA	DIAMETER
DIAG	DIAGONAL
DIM	DIMENSION
DISP	DISPENSER
DIV	DIVISION
DN	DOWN
DR	DOOR
DS	DOWNSPOUT
DW	DISHWASHER
DWG	DRAWING
E	EAST
EA	EACH
ECB	EMERGENCY CALL BUTTON
ECS	EMERGENCY CALL SIGNAGE
EF	EACH FREE
EIFS	EXTERIOR INSULATION AND FINISH SYSTEM
EJ	EXPANSION JOINT
EL	ELEVATION
ELEC	ELECTRICAL
ELEV	ELEVATOR
EMER	EMERGENCY
EMF	ENGINEERED WOOD FLOORING
ENCL	ENCLOSED / ENCLOSURE
ENG	ENGINEER
EOD	EDGE OF DECK
EOS	EDGE OF SLAB
EQ	EQUAL(LY)
EQPT	EQUIPMENT
EST	ESTIMATE
EWC	ELECTRIC WATER COOLER
EXIST	EXISTING
EXP	EXPANSION
EXT	EXTERIOR
FA	FIRE ALARM
FAST	FASTEN(ER)
FCO	FLOOR CLEAN OUT
FD	FLOOR DRAIN
FDN	FOUNDATION
FE	FIRE EXTINGUISHER
FEC	FIRE EXTINGUISHER CABINET
FEC (R)	FIRE EXTINGUISHER CABINET, RECESSED
FEC (SR)	FIRE EXTINGUISHER CABINET, SEMI-RECESSED
FEW	FIRE EXTINGUISHER, WALL MOUNTED
FF	FINISHED FLOOR
FFL	FINISH FLOOR LEVEL
FGL	FIBERGLASS
FIN	FINISH(ED)
FIXT	FIXTURE
FL	FLOOR
FLASH	FLASH(ING)
FLUOR	FLUORESCENT
FOC	FACE OF CONCRETE
FOF	FACE OF FINISH
FOM	FACE OF MASONRY
FOS	FACE OF STUDS
FOW	FACE OF WALL
FP	FIREPROOF
FPL	FIREPLACE
FR	FRAME
FRC	FIBER REINFORCED CONCRETE
FRG	FIRE RATED GLASS
FRGP	FIBER REINFORCED GYPSUM PLASTER
FRT	FIRE RETARDANT TREATED
FS	FLOOR SINK
FTG	FOOTING
FURR	FURRING
FUT	FUTURE
GA	GAUGE
GALV	GALVANIZE(D)
GB	GRAB BAR
GBFD	GRAB BAR FOLD DOWN
GC	GENERAL CONTRACTOR
GL	GLASS / GLAZING
GND	GROUND
GR	GRADE
GRV	GRAVEL
GT	GLASS TILE
GWB	GYPSUM WALL BOARD
GWG	GEORGIAN WIRED GLASS
GYP	GYPSUM
HB	HOSE BIB
HC	HOLLOW CORE
HCP	HANDICAPPED
HD	HEAVY DUTY
HDR	HEADER
HDWR	HARDWARE
HI	HIGH
HM	HOLLOW METAL
HMI	HOLLOW METAL INSULATED
HNDR	HAND DRYER
HOR / HORIZ	HORIZONTAL
HP	HIGH POINT
HR	HANDRAIL
HT	HEIGHT
HVAC	HEATING / VENTILATION / AIR CONDITIONING
HW	HARDWARE
HYD	HYDRANT
ID	INSIDE DIAMETER
IN	INCH / INCHES
INCL	INCLUDE(D) / INCLUDING
INSUL	INSULATE / INSULATION
INT	INTERIOR
ITGL	INSULATED TEMPERED GLASS
JAN	JANITOR
JT	JOINT
KIT	KITCHEN
LAB	LABORATORY
LAM	LAMINATE(D)
LAV	LAVATORY
LB(S)	POUND(S)
LF	LINEAR FOOT (FEET)
LH	LEFT HAND
LIB	LIBRARY
LKR	LOCKER
LNS	LINOLEUM SHEET
LNT	LINOLEUM TILE
LP	LOW POINT
LT	LIGHT
LVR	LOUVER
LWT	LIGHT WEIGHT
MACH	MACHINE
MAINT	MAINTENANCE
MAT	ANTI-FATIGUE MATTING
MATL	MATERIAL
MAX	MAXIMUM
MC	MEDICINE CABINET
ME	MECHANICAL EQUIPMENT
MECH	MECHANICAL
MEZZ	MEZZANINE
MFR	MANUFACTURE(R)
MH	MANHOLE
MIN	MINIMUM
MIR	MIRROR
MISC	MISCELLANEOUS
MLD / MLDG	MOULDING
MO	MASONRY OPENING
MR	MOISTURE RESISTANT
MTD	MOUNTED
MTL	METAL
MUL	MULLION
MW	MICROWAVE
N	NORTH
NA OR N/A	NOT AVAILABLE / APPLICABLE
ND	FEMININE NAPKIN WASTE BIN
NFPA	NATIONAL FIRE PROTECTION ASSOCIATION
NIC	NOT IN CONTRACT
NO / #	NUMBER
NOM	NOMINAL
NTS	NOT TO SCALE
OA	OVERALL
OBS	OBSCURE
OC	ON CENTER
OCI	OCCUPIED INDICATOR
OD	OUTSIDE DIAMETER
OFCI	OWNER FURNISHED CONTRACTOR INSTALLED
OFF	OFFICE
OPG / OPNG	OPENING
OPP	OPPOSITE
OZ	OUNCE
PART	PARTIAL
PAT	PATTERN
PB	PORCELAIN BASE
PBD	PARTICLE BOARD
PC / PCC	PRECAST CONCRETE
PED	PEDESTAL
PER	PERIMETER
PERF	PERFORATED
PERP	PERPENDICULAR
PF	PRE-FINISHED
PFT	PORCELAINE FLOOR TILE
PIP	POURED-IN-PLACE
PL	PLATE
PLAM	PLASTIC LAMINATE
PLAS	PLASTER
PLYWD	PLYWOOD
PMF	PRESSED METAL FRAMES
POP	POINT OF PRESENCE
PR	PAIR
PRCST	PRE-CAST
PREFAB	PREFABRICATED
PROP	PROPERTY
PRT	PORCELAIN TILE
PSF	POUNDS PER SQUARE FOOT
PSI	POUNDS PER SQUARE INCH
PT	PAINT
PTD	PAPER TOWEL DISPENSER
PTD/WR	PAPER TOWEL DISPENSER & WASTE RECEPTACLE
PTDF	PRESSURE TREATED DOUGLAS FIR
PTLB	PUSH TO LOCK BUTTON
PTN	PARTITION
PTOB	PUSH TO OPEN BUTTON
PTR	PAPER TOWEL RECEPTACLE
PVC	POLYVINYL CHLORIDE
Q	QUARTZ
QT	QUARRY TILE
QTY	QUANTITY
R	RISER
RAD	RADIUS
RB	RUBBER BASE
RCP	REFLECTED CEILING PLAN
RD	ROOF DRAIN
REF	REFERENCE
REFR	REFRIGERATOR
REG	REGISTER
REINF	REINFORCE(D)
REQ	REQUIRED
RESIL	RESILIENT
RESS	RESILIENT SHEET
REST	RESILIENT TILE
RET	RETAINING
REV	REVISE / REVISION
RFG	ROOFING
RFL	REFLECTED
RH	RIGHT HAND
RM	ROOM
RO	ROUGH OPENING
RS	RUBBER SHEET FLOORING
RST	RUBBER STAIR TREADS
RSTR	RUBBER STAIR TREADS & RISERS
RT	RUBBER TILE
RWB	RUBBER WALL BASE
RWD	REDWOOD
RWL	RAIN WATER LEADER
S	SOUTH
SC	SOLID CORE
SCD	SEAT COVER DISPENSER
SCHED	SCHEDULE
SCN	SCREEN
SCT	STAINED CONCRETE
SD	SOAP DISPENSER / STORM DRAIN
SDC	SEALED CONCRETE
SECT	SECTION
SF	SQUARE FEET
SHLF	SHELF
SHT	SHEET
SHTG	SHEATHING
SHWC	SHOWER CURTAIN AND ROD
SHWR	SHOWER
SHWS	SHOUR SEAT
SIM	SIMILAR
SND	SANITARY NAPKIN DISPENSER
SNR	SANITARY NAPKIN RECEPTACLE
SOG	SLAB ON GRADE
SPD	SOAP DISPENSER WITH COLLECTOR
SPEC	SPECIFY / SPECIFICATION
SPK	SPEAKER
SQ	SQUARE
SQFT	SQUARE FEET
SQIN	SQUARE INCH(ES)
SS	STAINLESS STEEL
ST	STONE
STA	STATION
STC	SOUND TRANSMISSION CLASS
STD	STANDARD
STDS	STUDS
STIFF	STIFFENER
STL	STEEL
STN	STAINED
STOR	STORAGE
STRUCT	STRUCTURE / STRUCTURAL
SUSP	SUSPENDED
SV	STOVE
SW	SWITCH
SYM	SYMMETRICAL
SYN	SYNTHETIC
SYS	SYSTEM
T&B	TOP AND BOTTOM
T&G	TONGUE AND GROOVE
TB	TOWEL BAR
TBD	TO BE DETERMINED
TC	TOP OF CURB
TEL	TELEPHONE
TEMP	TEMPORARY / TEMPERATURE
TER	TERRAZZO
TGL	TEMPERED GLASS
THK	THICK
THRU	THROUGH
TOC	TOP OF CONCRETE
TOS	TOP OF SLAB
TOW	TOP OF WALL
TPD	TOILET PAPER DISPENSER
TPTN	TOILET PARTITION
TV	TELEVISION
TYP	TYPICAL
UC	UNDERCUT
UG	UNDERGROUND
UL	UNDERWRITER'S LABORATORY
UNF / UNFIN	UNFINISHED
UON	UNLESS OTHERWISE NOTED
UPS	UNINTERRUPTIBLE POWER SUPPLY
UR	URINAL
V	VOLT
VAC	VACUUM
VB	VAPOR BARRIER
VCT	VINYL COMPOSITION TILE
VENT	VENTILATE
VERT	VERTICAL
VEST	VESTIBULE
VIF	VERIFY IN FIELD
VNR	VENEER
VST	VINYL STAIR TREADS
VSTR	VINTYL STAIR TREADS & RISERS
VTR	VENT THRU ROOF
VWC	VINYL WALLCOVERING
W	WEST
W/	WITH
W/O	WITHOUT
WC	WATER CLOSET
WCV	WALLCOVERING
WD	WOOD
WF	WIDE FLANGE
WH	WALL HOSE / HYDRANT
WI	WROUGHT IRON
WIN	WINDOW
WK	WORK
WNSCT	WAINSCOT
WP	WATERPROOF(ING)
WPT	WORK POINT
WR	WATER RESISTANT
WRR	WOOD RISER

REFERENCE SYMBOLS

PLAN IDENTIFICATION

TITLE IDENTIFICATION

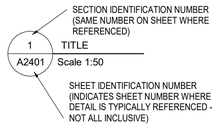

ELEVATION LOCATION IDENTIFICATION

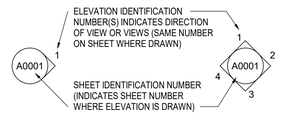

ELEVATION INDICATION - (FLOORS, ETC...)

SPOT ELEVATION

SECTION LOCATION IDENTIFICATION

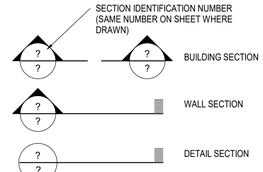

DETAIL LOCATION IDENTIFICATION

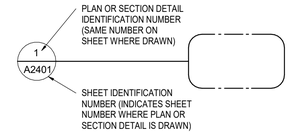

GRAPHIC SCALE

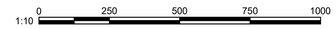

PARTITION TYPE INDICATION

MATERIAL OR WORK DIVISION INDICATION

MATCH LINE INDICATION

MATCH LINE - SEE SHEET AE1-01-01

COLUMN INDICATION

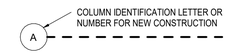

ROOM NAME AND NUMBER INDICATION

100

NEW DOOR NUMBER INDICATION

100

WINDOW NUMBER INDICATION

W101

LOUVER NUMBER INDICATION

L101

CEILING TAG

HEIGHT AFF

ROOF OR RAMP PITCH INDICATION

ROOF OR RAMP SLOPE INDICATION

KEYED NOTE SYMBOLS

FLOOR FINISH TAG

CT-1

REVISION INDICATION

2

CAMERA VIEW

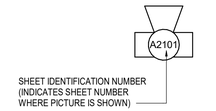

GENERAL NOTES

1. PERFORM THE WORK IN ACCORDANCE WITH THE LATEST EDITION OF THE ONTARIO BUILDING CODE, CITY OF TORONTO ACCESSIBILITY DESIGN GUIDELINES OCTOBER 7th 2016 DRAFT AND ANY OTHER APPLICABLE REQUIREMENT OF AUTHORITIES HAVING JURISDICTION AND/OR LEGISLATION, PROVIDED THAT, IN THE CASE OF CONFLICT OR DISCREPANCY.
2. THE CONSULTANT IS NOT RESPONSIBLE FOR INFORMATION CONCERNING THE SITE AND SURVEY INFORMATION PREPARED BY OTHERS.
3. DRAWINGS ARE TO BE READ IN CONJUNCTION WITH THE SPECIFICATIONS AND THE ASSOCIATED STRUCTURAL, MECHANICAL, ELECTRICAL DRAWINGS AND ALL OTHER RELEVANT CONSULTANT DRAWINGS.
4. CONTRACTOR TO SITE VERIFY ALL DIMENSIONS AND REPORT ANY DISCREPANCIES TO CONSULTANT.
5. CONTRACTOR SHALL VERIFY THE SITE INFORMATION PRIOR TO PROCEEDING WITH THE WORK. FAILURE TO REPORT ANY DISCREPANCIES SHALL CONSTITUTE ACCEPTANCE OF THE SITE CONDITIONS.
6. THE CONTRACTOR SHALL REVIEW THE DRAWINGS FOR SCOPE OF DEMOLITION AND NEW WORK, INCLUDING ALL DISCIPLINES, AND SHALL COORDINATE WITH NEW WORK DRAWINGS FOR EXACT EXTENT OF DEMOLITION.
7. SCOPE OF WORK SHALL NOT BE LIMITED TO THAT SHOWN ON THE DRAWINGS AND SHALL INCLUDE WORK REQUIRED TO ELIMINATE ALL EXISTING, ABANDONED OR REDUNDANT COMPONENTS, AND TO FACILITATE PROPER EXECUTION OF THE WORK.
8. ALL DIMENSIONS, INCLUDING EXISTING DIMENSIONS AND SETTING-OUT GEOMETRIES, SHALL BE SITE VERIFIED BY THE CONTRACTOR PRIOR TO PROCEEDING WITH THE WORK.
9. COORDINATE AND PROVIDE APPROPRIATE CUTS TO ALL PARTITIONS FOR THE INSTALLATION OF DOOR FRAMES AS REQUIRED.
10. PROVIDE 16-18 GA SHEET METAL REINFORCEMENT INSTALLED ON THE STUDS PRIOR TO INSTALLING THE GYPSUM BOARD IN THE LOCATIONS REQUIRED TO SUPPORT WALL MOUNTED ITEMS.
11. ISOLATE ALL MECHANICAL PIPES DUCTS AND EQUIPMENT FROM INTERIOR PARTITIONS TO AVOID ACOUSTIC NOISE TRANSFER.
12. MAINTAIN CONTINUITY OF BUILDING ENVELOPE AIR / VAPOUR BARRIER TRANSITIONS AND PENETRATIONS WITH MEMBRANES LAPPED AND APPROVED SEALANTS COMPATIBLE WITH MEMBRANE PRODUCTS USED.
13. REINSTATE INTEGRITY OF FIRE SEPARATION WHEN PATCHING. PROVIDE AND INSTALL FIRE STOPPING AND SMOKE SEALS AT ALL NEW SERVICE PENETRATIONS THROUGH FLOORS, WALLS AND CEILINGS IN ACCORDANCE WITH OBC. LATEST EDITION REQUIREMENTS. REFER TO MECHANICAL DRAWINGS FOR ANY FIRE DAMPER REQUIREMENTS.
14. ENSURE THAT FOR ALL FIRE SEPARATIONS INDICATED ON THE DRAWINGS, ALL COMPONENTS OF THE ASSEMBLY SHALL BE OF APPROVED MATERIALS, AND INSTALLATION/FABRICATION PROCEDURES ARE PER DIRECTION OF THE INDICATED "UNDERWRITERS LABORATORIES OF CANADA LTD." LATEST EDITION MANUAL AND OTHERWISE MEETING THE REQUIREMENTS OF THE ONTARIO BUILDING CODE. ALL FIRE SEPARATIONS MUST BE CONTINUOUS, AND ALL JOINTS TO BE SMOKE TIGHT. MAINTAIN CONTINUITY OF ALL FIRE SEPARATIONS AND PENETRATIONS WITH APPROVED U.L.C. LISTED FIRE STOPPING SYSTEMS AND FIRE SEALANTS BOTH SIDES OF PARTITIONS.
15. ULC LISTED FIRE-RATED SEALANT IS TO BE APPLIED TO ALL FIRE-RATED PARTITIONS AND LEFT EXPOSED FOR INSPECTION PURPOSES
16. FOR ALL SUPPORTS AND CONNECTIONS OF EQUIPMENT PROVIDE SHOP DRAWINGS DESIGNED AND STAMPED BY A PROFESSIONAL ENGINEER LICENCED IN THE PROVINCE OF ONTARIO. .
17. WHERE ITEMS NOTED TO BE DEMOLISHED MEET EXISTING WALLS / CEILING AND/OR FLOOR TO REMAIN, PATCH REPAIR AND MAKE GOOD EXISTING SURFACES. PROVIDE NEW INFILL MATERIAL TO MATCH EXISTING AND. MAINTAIN ALL FIRE RATED WALL CONSTRUCTION
18. PROVIDE CUTTING, PATCHING AND CORING OF ALL WALLS, CEILING, ROOF AND OTHER SURFACES AS REQUIRED TO PERFORM THE WORK. PRIOR TO CUTTING OR CORING, SCAN THE SLAB/WALL/ROOF AND COORDINATE DRILLING/CUTTING TO AVOID CUTTING REINFORCING, CONDUITS, WIRING AND OTHER HIDDEN ITEMS. OBTAIN WRITTEN VERIFICATION OF PROPOSED DRILLING AND CUTTING LOCATIONS FROM THE STRUCTURAL ENGINEER.
19. PATCH REPAIR AND MAKE GOOD EXISTING FLOOR SLAB.. IDENTIFY ON AS-BUILTS ALL LOCATIONS OF PATCH WORK
20. BEFORE COMMENCING WORK, ESTABLISH LOCATION AND EXTENT OF EXISTING SERVICE LINES IN AREA OF WORK AND NOTIFY CONSULTANT OF FINDINGS. WHERE UNKNOWN SERVICES ARE ENCOUNTERED, IMMEDIATELY ADVISE AND CONFIRM FINDINGS IN WRITING.
21. PROVIDE FOR DEMOLITION OF INCLUDING BUT NOT LIMITED TO, EXISTING WALLS, FLOORS, CEILINGS, ASSOCIATED FINISHES, MECHANICAL AND ELECTRICAL FIXTURES, DEVICES, DUCTS TO ALLOW FOR NEW WORK TO BE INSTALLED. COORDINATE BETWEEN TRADES FOR REMOVAL.
22. CONCEAL ALL MECHANICAL AND ELECTRICAL WORK IN WALLS AND CEILINGS, EXCEPT AS INDICATED OTHERWISE OR APPROVED.
23. VAPOUR BARRIER TO BE CONTINUOUS UNDER ALL NEW FLOOR SLABS. PATCH ALL CONCRETE CORE TEST AREAS, DEFECTS AND DEMOLITION LOCATIONS.
24. ALL SPECIFIED MATERIALS SHALL BE INSTALLED AND FINISHED IN ACCORDANCE WITH MANUFACTURERS WRITTEN INSTRUCTIONS. SHOULD SUCH INSTRUCTIONS DIFFER FROM THE SPECIFICATIONS OR DETAILS, ADVISE CONSULTANT IMMEDIATELY FOR DIRECTION.
25. DETAILS MARKED "TYPICAL" SHALL APPLY IN ALL SIMILAR CONDITIONS UNLESS NOTED OR DETAILED OTHERWISE.
26. BRING ALL OMISSIONS AND DISCREPANCIES, INCLUDING DIMENSIONS, TO THE ATTENTION OF THE CONSULTANT PRIOR TO COMMENCEMENT OF ANY WORK.
27. FULLY COORDINATE ALL ADDITIONAL SUPPORT REQUIRED FOR ANCHORAGE OF MECHANICAL EQUIPMENT OR DUCTS AND ELECTRICAL FIXTURES/EQUIPMENT. PROVIDE SEISMIC RESTRAINT DRAWINGS STAMPED BY A THIRD PARTY PROFESSIONAL ENGINEER LICENCED IN THE PROVINCE OF ONTARIO.
28. WALL ASSEMBLIES SHALL EXTEND TO UNDERSIDE OF ROOF OR STRUCTURE ABOVE UNLESS NOTED OR DETAILED OTHERWISE
29. REFER TO ELECTRICAL DRAWINGS FOR LOCATION OF ALL ELECTRICAL EQUIPMENT, CONDUIT, LIGHTING AND RECEPTACLE LOCATIONS.
30. REFER TO MECHANICAL DRAWINGS FOR LOCATION OF ALL MECHANICAL EQUIPMENT AND PROVISIONS.
31. REFER TO STRUCTURAL DRAWINGS FOR LOCATION AND SIZING OF ALL STRUCTURAL ELEMENTS
32. DIMENSIONS ARE SHOWN IN MILLIMETERS UNLESS OTHERWISE NOTED.
33. REMOVAL AND DISPOSAL OF HAZARDOUS MATERIALS SHALL BE IN ACCORDANCE WITH LOCAL REGULATIONS AND AUTHORITIES HAVING JURISDICTION.
34. UNLESS NOTED OTHERWISE, MAKE GOOD ALL AREAS DISTURBED BY EXCAVATION AND/OR INSTALLATION OF CIVIL, STRUCTURAL, MECHANICAL AND ELECTRICAL SERVICES. REFER TO CIVIL, STRUCTURAL, MECHANICAL, AND ELECTRICAL DRAWINGS.
35. PROPER HOARDING AROUND ALL NEW EXTERIOR WORK LOCATIONS TO BE PROVIDED.

CLIENT

CITY OF TORONTO

TORONTO

Corporate Real Estate Management
Project Management Office
Metro Hall Toronto, ON
M5V 3C6

COPYRIGHT
This drawing has been prepared solely for the intended use, thus any reproduction or distribution for any purpose other than authorized by IBI Group is forbidden. Written dimensions shall have precedence over scaled dimensions. Contractors shall verify and be responsible for all dimensions and conditions on the job, and IBI Group shall be informed of any variations from the dimensions and conditions shown on the drawing. Shop drawings shall be submitted to IBI Group for general conformance before proceeding with fabrication.

IBI Group Professional Services (Canada) Inc.
is a member of the IBI Group of companies

ISSUES

No.	DESCRIPTION	DATE
A	50% SUBMISSION	2022-01-20
B	90% SUBMISSION	2022-02-22
C	ISSUED FOR PERMIT	2022-03-18
D	ISSUED FOR TENDER	2025-04-11

CONSULTANTS

SEAL

PRIME CONSULTANT

ARCADIS

100 - 175 Galaxy Blvd,
Toronto, ON M9W 0C9, Canada
tel 416 679 1930
www.arcadis.com

PROJECT TITLE
CITY OF TORONTO
ACCESSIBILITY UPGRADES

PROJECT ADDRESS

PROJECT NO:
9119- 19- 0162 / Arcadis 30279056

DRAWN BY:	CHECKED BY:
A. BOYNARIAN	**L. BANDIERA**
PROJECT MGR:	APPROVED BY:
F.BOLOURIAN	**E. FENUTA**

SHEET TITLE
GENERAL NOTES, ABBREVIATIONS & REFERENCE SYMBOLS

SHEET NUMBER
G05-GAL-G0002

ISSUE
D

2022-12-07 5:47:21 PM

BIM 360://122260 - CoT TAU Upgrades R2020/122260-TAU-005-General-R20.rvt

10mm

SCALE CHECK
1 in

CONCRETE BLOCK

TYPE NO.	ASSEMBLY	DESCRIPTION	FRR	STC
W1a		- 90mm CONCRETE BLOCK NORMAL WEIGHT TO U/S OF DECK/ SLAB ABOVE		44
W1b		- 140mm CONCRETE BLOCK NORMAL WEIGHT TO U/S OF DECK/ SLAB ABOVE	1.0 HR OBC SB-2	46
W1c	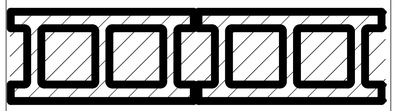	- 190mm CONCRETE BLOCK NORMAL WEIGHT TO U/S OF DECK/ SLAB ABOVE	2.0 HR OBC SB-2	48
W1d	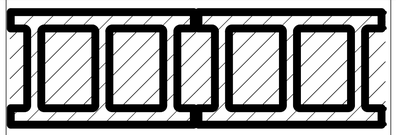	- 240mm CONCRETE BLOCK LIGHT WEIGHT TO U/S OF DECK/ SLAB ABOVE		49
W1e	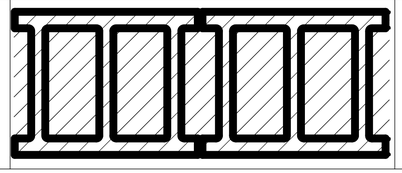	- 305mm CONCRETE BLOCK NORMAL WEIGHT TO U/S OF DECK/ SLAB ABOVE		51

WALL TYPE NOTES:

1. ACOUSTIC BATT INSULATION TO EXTEND FULL HEIGHT OF WALL ASSEMBLIES UNLESS NOTED OTHERWISE.
2. PROVIDE MOISTURE RESISTANT GYPSUM BOARD ON ALL WALLS OF WASHROOMS, KITCHEN AREAS AND BEHIND DRINKING FOUNTAINS.
3. PROVIDE TILE BACKER BOARD BEHIND ALL CERAMIC TILE APPLICATIONS.
4. ANY PENETRATIONS THROUGH FIRE RATED WALLS SHOULD BE PROTECTED WITH ULC LISTED FIRE STOPPING.
5. AT FIRE RATED WALLS AND SMOKE BARRIERS ABOVE ACCESSIBLE CEILING, PROVIDE IDENTIFICATION SIGNAGE, SPACED AT NOT MORE THAN 9 METRE MEASURED HORIZONTALLY, INDICATING "FIRE AND/OR SMOKE BARRIER - PROTECT OPENINGS AS PER OBC 3.1.9".
6. PROVIDE FIRE BLOCKING IN CONCEALED SPACES OF STUD WALLS AND PARTITIONS VERTICALLY AT THE CEILING AND FLOOR LEVELS AND HORIZONTALLY.
7. FURRING WALLS AROUND COLUMNS, SHAFTS AND PIPING THAT ARE ALSO DEMISING WALLS BETWEEN ROOMS SHALL GO TO U/S OF DECK/ SLAB ABOVE AND CARRY ACOUSTIC INSULATION CONTINUITY FROM ADJACENT WALLS.

METAL STUD - DRYWALL

TYPE NO.	ASSEMBLY	DESCRIPTION	FRR	STC
W2	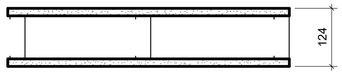 124	- 16mm FIRE RATED GYPSUM BOARD - 92mm METAL STUDS @ 400 O.C. - 16mm FIRE RATED GYPSUM BOARD - EXTEND WALL TO U/S OF DECK	1.0 HR ULC W407	38 (OBC S4C)
W2a	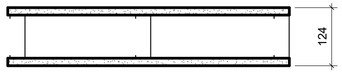 124	- 16mm GYPSUM BOARD - 92mm METAL STUDS @ 400 O.C. - 16mm GYPSUM BOARD		
W2b	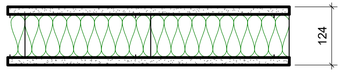 124	- 16mm FIRE RATED GYPSUM BOARD - 92mm METAL STUDS @ 400 O.C. MAXIMUM - 92mm ACOUSTIC / THERMAL NON COMBUSTIBLE BATT INSULATION - 16mm FIRE RATED GYPSUM BOARD - EXTEND WALL TO U/S OF DECK	1.0 HR ULC W407	45
W2c	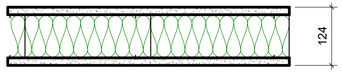 124	- 16mm GYPSUM BOARD - 92mm METAL STUDS @ 400 O.C. - 92mm ACOUSTIC / THERMAL NON COMBUSTIBLE BATT INSULATION - 16mm GYPSUM BOARD - EXTEND WALL TO U/S OF DECK		45
W2d	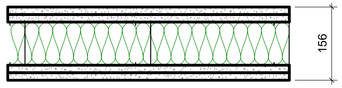 156	- 2 LAYERS OF 16mm FIRE RATED GYPSUM BOARD - 92mm METAL STUDS @ 400 O.C. MAXIMUM - 92mm ACOUSTIC / THERMAL NON COMBUSTIBLE BATT INSULATION - 2 LAYERS OF 16mm FIRE RATED GYPSUM BOARD - EXTEND WALL TO U/S OF DECK	2.0 HR ULC W414	55
W2e	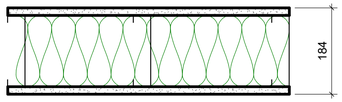 184	- 16mm GYPSUM BOARD - 152mm METAL STUDS @ 400 O.C. - 152mm ACOUSTIC / THERMAL NON COMBUSTIBLE BATT INSULATION - 16mm GYPSUM BOARD - EXTEND WALL TO U/S OF DECK		51 (OBC S7A)
W2f	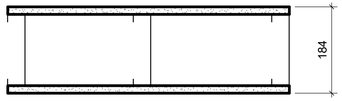 184	- 16mm GYPSUM BOARD - 152mm METAL STUDS @ 400 O.C. - 16mm GYPSUM BOARD		
W2g	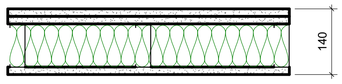 140	- 2 LAYERS OF 16MM GYPSUM BOARD - 92mm METAL STUDS @ 400 O.C. - 92mm ACOUSTIC / THERMAL NON COMBUSTIBLE BATT INSULATION - 16mm GYPSUM BOARD - EXTEND WALL TO U/S OF DECK		50 (OBC S5B)

FURRING WALL TYPES - INTERNAL

TYPE NO.	ASSEMBLY	DESCRIPTION	FRR
W3a	38	38mm FURRING - TO 150mm ABOV FIN. CEILING - 16mm GYPSUM BOARD - 22mm MIN HAT CHANNEL @ 400 O.C.	
W3b	80	80mm FURRING - TO 150mm ABOV FIN. CEILING - 16mm GYPSUM BOARD - 64mm MIN STEEL STUDS @ 400 O.C.	
W3c	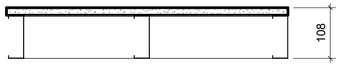 108	108mm FURRING - TO 150mm ABOV FIN. CEILING UNLESS OTHERWISE NOTED - 16mm GYPSUM BOARD - 92mm MIN STEEL STUDS @ 400 O.C.	
W3d	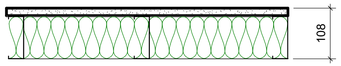 108	108mm FURRING - TO 150mm ABOV FIN. CEILING UNLESS OTHERWISE NOTED - 16mm GYPSUM BOARD - 92mm MIN STEEL STUDS @ 400 O.C. - 92mm ACOUSTIC NON COMBUSTIBLE BATT INSULATION	

SHAFT WALL TYPES - INTERNAL

TYPE NO.	ASSEMBLY	DESCRIPTION	FRR	STC
W4a	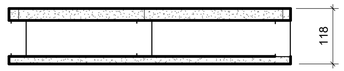 118	-25.4mm FIRE RATED GYPSUM BOARD -102mm "C-H" SHAPED STUD @600 O.C. - 16mm FIRE RATED GYPSUM BOARD TO U/S OF DECK/ SLAB ABOVE	1.0 HR ULC W452	
W4b	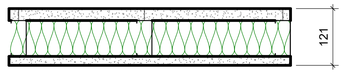 121	-25.4mm FIRE RATED GYPSUM BOARD -102mm "C-H" SHAPED STUD @600 O.C. - 102mm ACOUSTIC / THERMAL NON COMBUSTIBLE BATT INSULATION - 19.1mm FIRE RATED GYPSUM BOARD TO U/S OF DECK/ SLAB ABOVE	2.0 HR ULC W508	52

CLIENT

CITY OF TORONTO

TORONTO

Corporate Real Estate Management
Project Management Office
Metro Hall Toronto, ON
M5V 3C6

COPYRIGHT

This drawing has been prepared solely for the intended use, thus any reproduction or distribution for any purpose other than authorized by IBI Group is forbidden. Written dimensions shall have precedence over scaled dimensions. Contractors shall verify and be responsible for all dimensions and conditions on the job, and IBI Group shall be informed of any variations from the dimensions and conditions shown on the drawing. Shop drawings shall be submitted to IBI Group for general conformance before proceeding with fabrication.

IBI Group Professional Services (Canada) Inc.
is a member of the IBI Group of companies

ISSUES

No.	DESCRIPTION	DATE
A	50% SUBMISSION	2022-01-20
B	90% SUBMISSION	2022-02-22
C	ISSUED FOR PERMIT	2022-03-18
D	ISSUED FOR TENDER	2025-04-11

CONSULTANTS

SEAL

PRIME CONSULTANT

ARCADIS

100 - 175 Galaxy Blvd,
Toronto, ON M9W 0C9, Canada
tel 416 679 1930
www.arcadis.com

PROJECT TITLE
CITY OF TORONTO
ACCESSIBILITY UPGRADES

PROJECT ADDRESS

PROJECT NO:
9119- 19- 0162 / Arcadis 30279056

DRAWN BY:	CHECKED BY:
A. BOYNARIAN	**L. BANDIERA**
PROJECT MGR:	APPROVED BY:
F.BOLOURIAN	**E. FENUTA**

SHEET TITLE
WALL TYPES

SHEET NUMBER
G05--GAL-G0003

ISSUE
D

SCALE CHECK 10mm 1 in

BIM 360:///122260 - CoT TAU Upgrades R2020/122260-TAU-G05-General-R20.rvt

2022-12-07 5:47:18 PM

SINGLE DOOR TYPES

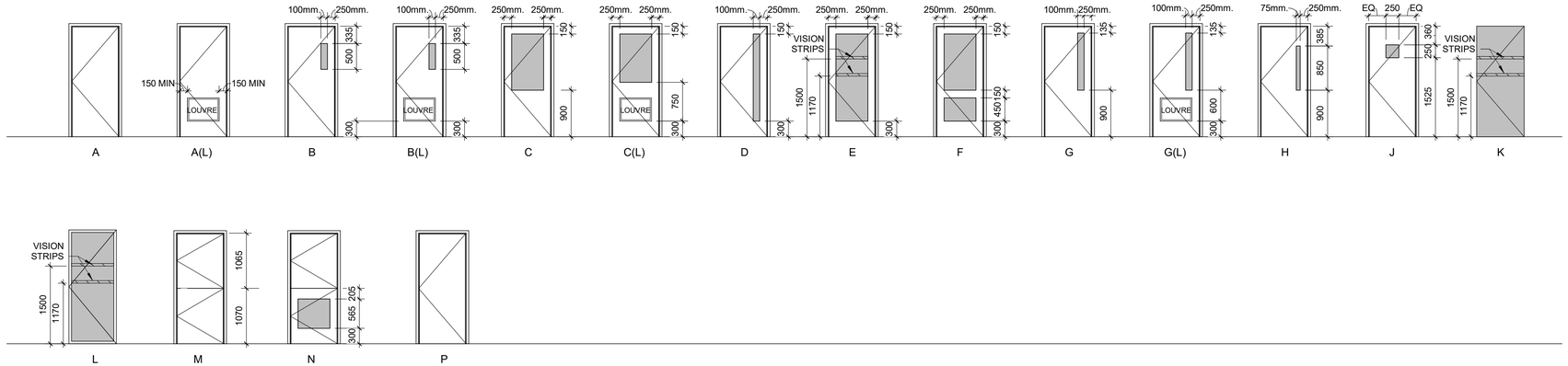

SINGLE DOOR WITH SIDELIGHT TYPES

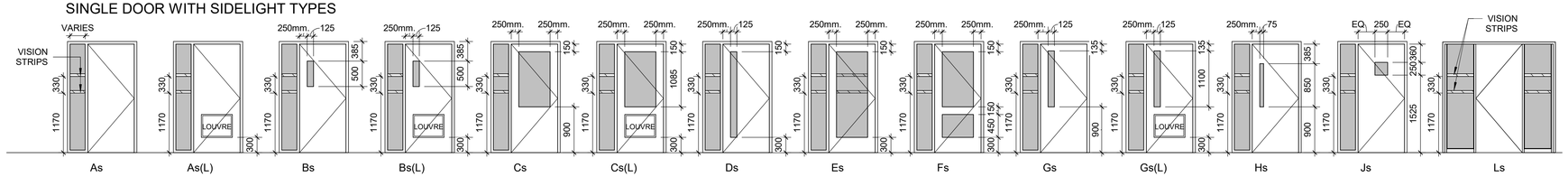

SINGLE DOOR WITH TRANSOM TYPES

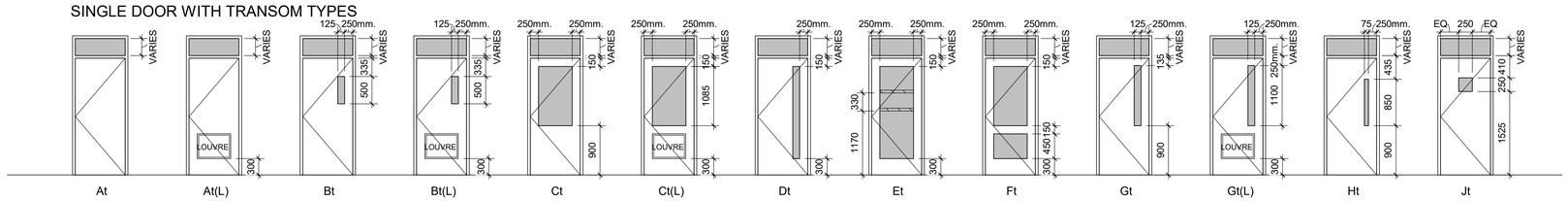

SINGLE SLIDING DOOR TYPE

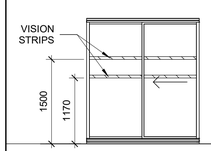

SINGLE DOOR WITH SIDELIGHT & TRANSOM TYPES

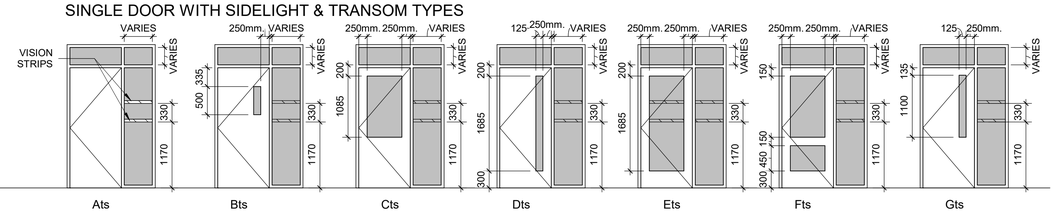

DOUBLE DOOR TYPES

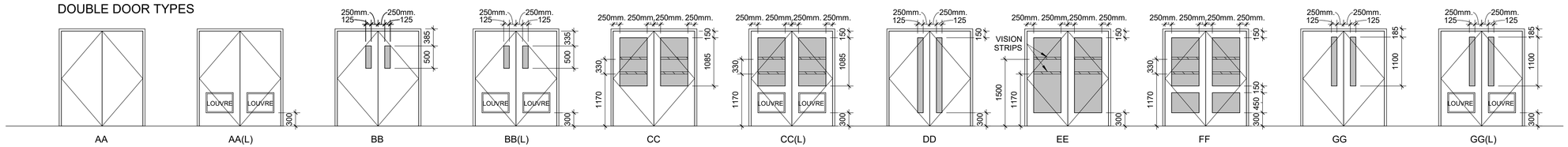

DOUBLE DOOR WITH TRANSOM TYPES

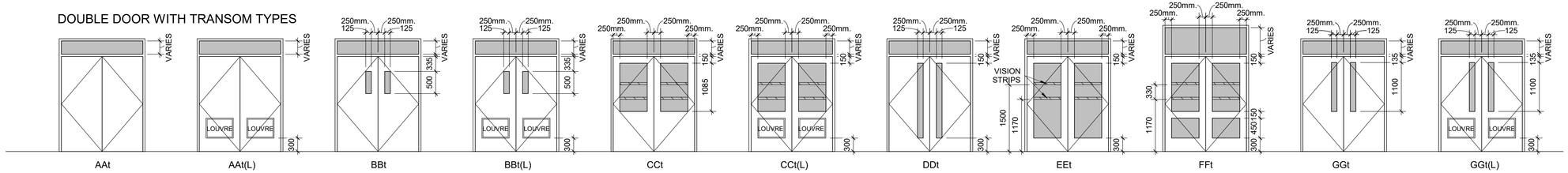

VISION STRIPS

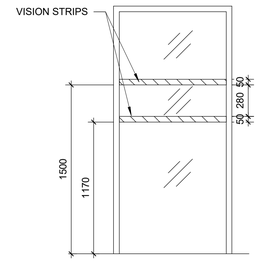

DOOR HANDLE / PANIC BAR HEIGHT

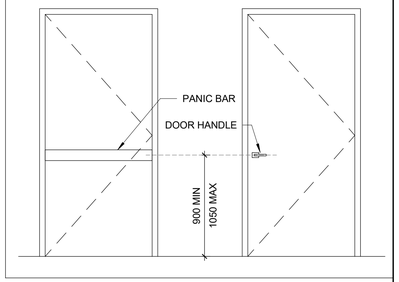

CLIENT

CITY OF TORONTO

Corporate Real Estate Management
Project Management Office
Metro Hall Toronto, ON
M5V 3C6

COPYRIGHT

This drawing has been prepared solely for the intended use, thus any reproduction or distribution for any purpose other than authorized by IBI Group is forbidden. Written dimensions shall have precedence over scaled dimensions. Contractors shall verify and be responsible for all dimensions and conditions on the job, and IBI Group shall be informed of any variations from the dimensions and conditions shown on the drawing. Shop drawings shall be submitted to IBI Group for general conformance before proceeding with fabrication.

IBI Group Professional Services (Canada) Inc.
is a member of the IBI Group of companies

ISSUES

No.	DESCRIPTION	DATE
A	50% SUBMISSION	2022-01-20
B	90% SUBMISSION	2022-02-22
C	ISSUED FOR PERMIT	2022-03-18
D	ISSUED FOR TENDER	2025-04-11

CONSULTANTS

SEAL

PRIME CONSULTANT

ARCADIS

100 - 175 Galaxy Blvd,
Toronto, ON M9W 0C9, Canada
tel 416 679 1930
www.arcadis.com

PROJECT TITLE
CITY OF TORONTO
ACCESSIBILITY UPGRADES

PROJECT ADDRESS

PROJECT NO:
9119- 19- 0162 / Arcadis 30279056

DRAWN BY:	CHECKED BY:
A. BOYNARIAN	**L. BANDIERA**
PROJECT MGR:	APPROVED BY:
F.BOLOURIAN	**E. FENUTA**

SHEET TITLE
DOOR TYPES

SHEET NUMBER
G05-GAL-G0004

ISSUE
D

BIM 360://122260 - CoT TAU Upgrades R2020/122260-TAU-G05-General-R20.rvt

SCALE CHECK
10mm
1 in

2022-12-07 5:47:23 PM

GENERAL:

1. DO NOT SCALE THE DRAWINGS.
2. THE DRAWINGS ARE TO BE READ IN CONJUNCTION WITH THE SPECIFICATIONS, ALL RELATED ARCHITECTURAL, MECHANICAL, ELECTRICAL, PROCESS & CIVIL DRAWINGS, AND OTHER RELEVANT CONTRACT DOCUMENTS.
3. CONTRACTOR SHALL PROVIDE COMPLETE SET OF ARCHITECTURAL, MECHANICAL, ELECTRICAL, CIVIL & PROCESS DRAWINGS & APPLICABLE SPECIFICATION SECTIONS TO THE STRUCTURAL STEEL, JOIST & METAL FABRICATIONS CONTRACTORS PRIOR TO SUBMISSION OF ANY RELATED SHOP DRAWINGS.
4. THE DESIGN AND CONSTRUCTION OF ALL WORK ON THIS PROJECT IS TO CONFORM TO THE 2012 EDITION OF THE ONTARIO BUILDING CODE (REGULATION 332/12).
5. THE CONTRACTOR SHALL FIELD CHECK AND VERIFY ALL DIMENSIONS, ELEVATIONS AND CONDITIONS AT THE SITE AND REPORT TO THE ENGINEER ANY DISCREPANCIES OR UNSATISFACTORY CONDITIONS WHICH MAY ADVERSELY AFFECT THE PROPER COMPLETION, COST, SCHEDULE OR QUALITY OF WORK. COMMENCEMENT OF WORK BY THE CONTRACTOR IMPLIES ACCEPTANCE OF THE EXISTING CONDITIONS.
6. THE CONTRACTOR SHALL PROTECT ALL EXISTING STRUCTURES, UNDERGROUND UTILITIES AND OTHER EXISTING SERVICES DURING CONSTRUCTION, AND MAKE GOOD ANY DAMAGE RESULTING FROM THE WORK ON THIS PROJECT TO THE SATISFACTION OF THE OWNER AND ENGINEER.
7. THE CONTRACTOR SHALL PROVIDE, MAINTAIN AND TAKE RESPONSIBILITY FOR ALL TEMPORARY BRACING AND SHORING.
8. TYPICAL DETAILS SHOWN ON DRAWINGS SHALL GOVERN THE WORK. IF DETAILS DIFFER ON OTHER DRAWINGS, THE MOST STRINGENT SHALL GOVERN.
9. WORK NOT INDICATED ON A PART OF THE DRAWINGS BUT REASONABLY IMPLIED TO BE SIMILAR TO THAT SHOWN AT CORRESPONDING PLACES SHALL BE REPEATED.
10. UNLESS NOTED OTHERWISE ON THE STRUCTURAL DRAWINGS, THE CORING OR CUTTING OF OPENINGS AND HOLES SHOWN ON THE STRUCTURAL DRAWINGS THROUGH THE EXISTING STRUCTURE SHALL NOT CUT ANY REINFORCING BARS. THE CONTRACTOR SHALL LOCATE THE LOCATION, SIZE, LENGTH, ORIENTATION AND POSITION OF EXISTING REINFORCING AND PROVIDE IBI WITH HARD COPIES OF SUCH FOR OUR REVIEW IN THE VICINITY OF THE HOLES AND SLEEVES TO BE CUT OR CORED, AND THE HOLES AND SLEEVES SHALL BE LOCATED TO AVOID CUTTING OF REINFORCING BARS.
11. NEW OPENINGS OR CORING TO BE CUT THROUGH EXISTING FLOOR SLAB OR WALLS SHALL BE CLEARLY MARKED OUT BY THE CONTRACTOR. THE CONTRACTOR SHALL NOTIFY IBI ONCE THE MARKING OUT HAS BEEN COMPLETED SO THAT IBI CAN REVIEW THE PROPOSED LOCATIONS OF ALL NEW OPENINGS. DO NOT PROCEED WITH CUTTING OF NEW OPENINGS WITHOUT THE APPROVAL OF IBI.
12. UNLESS NOTED OTHERWISE ON THE DRAWINGS NEW STRAIGHT SIDED OPENINGS THROUGH EXISTING SLABS AND WALLS SHALL BE SAWCUT WITH NO OVERCUTS. USE CORED HOLES AT THE CORNERS. JACKHAMMERING SHALL NOT BE PERMITTED REFER TO THE DETAILS AND PROCEDURES INDICATED ON THE STRUCTURAL DRAWINGS FOR THE NEW OPENINGS. ALTERNATES TO THE ABOVE PROCEDURE MUST BE REVIEWED BY IBI PRIOR TO THE START OF DEMOLITION OR CONSTRUCTION.

DESIGN CRITERIA:

1. STRUCTURE HAS BEEN DESIGNED TO RESIST WIND AND SEISMIC LOADS WHICH ARE IN ACCORDANCE WITH THE USER'S GUIDE - NBC 2015 STRUCTURAL COMMENTARIES (PART 4 OF DIVISION B). FOR THE IMPORTANCE CATEGORY STATED IN NOTE #12, THE WIND AND SEISMIC PARAMETERS FOUND IN NOTE #13, AND FOR SITE CLASS D, F_a=1.24, F_v=1.55, $I_eF_aS_a(0.2)$ = 0.271 , R_d = 1.5 , R_o = 1.3 (CONVENTIONAL CONSTRUCTION OF MOMENT-RESISTING FRAMES AND BRACED FRAMES), AND NO IRREGULARITIES, USING STATIC ANALYSIS IN BOTH DIRECTIONS.
2. LATERAL LOADS DUE TO WIND AND SEISMIC FORCES ACT THROUGH THE METAL ROOF DECK DIAPHRAGM, AND ARE RESISTED BY MOMENT-RESISTING FRAMES IN THE NORTH-SOUTH DIRECTION AND BY BRACED FRAMES IN THE EAST-WEST DIRECTION.
3. ROOF ELEMENTS SUCH AS JOISTS, JOISTS GIRDERS, METAL DECK, ETC. AND THEIR CONNECTIONS TO THE SUPPORTING STRUCTURE ARE TO BE DESIGNED FOR UPWARD SUCTION DUE TO WIND.
4. ROOF STRUCTURE (INCLUDING JOISTS AND JOIST GIRDERS) IS TO BE DESIGNED FOR PONDING, INCLUDING PONDING INSTABILITY. MAXIMUM DESIGN PONDING DEPTH AT ROOF DRAINS TO BE 150 mm.
5. AS A MINIMUM, WIND LOADS SHALL BE CALCULATED ON THE BASIS OF OPEN TERRAIN AND BUILDING CATEGORY 3 AS DEFINED IN THE USER'S GUIDE - NBC 2015 STRUCTURAL COMMENTARIES (PART 4 OF DIVISION B). IF OTHER PROVISIONS OF SAID COMMENTARIES RESULT IN HIGHER WIND LOADS AND/OR MORE STRINGENT WIND EFFECTS, THESE LOADS AND EFFECTS SHALL BE CONSIDERED IN THE DESIGN.
6. ALL LOADS SHOWN ON DRAWINGS ARE SPECIFIED (NO LOAD FACTOR APPLIED) LOADS UNLESS NOTED OTHERWISE. HOWEVER, (ULS) IMPORTANCE FACTORS ARE APPLIED, UNLESS NOTED OTHERWISE.
7. ALL LOAD EFFECTS (AXIAL FORCES, SHEARS. MOMENTS AND TORSIONS) ARE FACTORED, UNLESS OTHERWISE NOTED.
8. DESIGN SPECIFIED (UNFACTORED) DEAD AND LIVE LOADS ARE SHOWN ON THE DRAWINGS.
9. STRUCTURES ARE NOT STABLE UNTIL ALL COMPONENTS (INCLUDING BUT NOT LIMITED TO MOMENT CONNECTIONS, BRACING, FLOOR & ROOF DECK AND SHEATHING) ARE CONSTRUCTED.
10. MATERIALS:

STRUCTURAL STEEL:	CAN/CSA-G40.20/G40.21. GRADE 350W FOR W-SECTIONS. GRADE 300W FOR OTHERS.
COLD-FORMED STEEL:	YIELD STRENGTH = 350 MPa MIN.
HOLLOW STRUCTURAL SECTIONS (HSS):	CONFORM TO CAN/CSA G40-20/G40.21-M GRADE 350W, CLASS C.
WELDING:	E49XX ELECTRODES.
BOLTS, NUTS AND WASHERS:	CONFORM TO ASTM A325.
ANCHOR BOLTS:	CONFORM TO ASTM F1554 GRADE 36, UNLESS NOTED OTHERWISE.
PRIMER:	SEE SPECIFICATION.
REINFORCING STEEL:	DEFORMED CONCRETE REINFORCING BARS CONFORMING TO CAN/CSA-G30.18, GRADE 400R OR 400W, UNLESS NOTED OTHERWISE. WHERE WELDABLE REINFORCING STEEL IS SPECIFIED, IT SHALL BE GRADE 400W, UNLESS NOTED OTHERWISE.
WOOD: LUMBER:	GRADED TO NLGA RULES NO.1/NO.2 S-DRY, UNLESS NOTED OTHERWISE. MSR GRADE FOR TRUSSES AS REQUIRED.
GLULAM:	CSA 0122 SP GRADE 20FE BENDING STRESS, UNLESS NOTED OTHERWISE. 12CE COMPRESSION STRESS, UNLESS NOTED OTHERWISE.
PLYWOOD:	CSA 0151 SOFTWOOD EXTERIOR GRADE.

12. STRUCTURE HAS BEEN ASSIGNED THE 1 IMPORTANCE CATEGORY, AS DEFINED IN THE APPLICABLE EDITION OF THE ONTARIO BUILDING CODE.
13. STRUCTURES HAVE BEEN DESIGNED CONSIDERING THE FOLLOWING CLIMATIC AND SEISMIC DATA:

WIND	SEISMIC	SNOW	RAIN
q 1/50 = 0.47	Sa(0.2) = 0.190 Sa(0.5) = 0.110 Sa(1.0) = 0.068 Sa(2.0) = 0.022 PGA = 0.076	Ss = 1.2 Sr = 0.4	ONE DAY = 92

14. THE STRUCTURE HAS BEEN DESIGNED FOR FUTURE EXPANSION AS SHOWN.
15. NO STRUCTURES HAVE BEEN DESIGNED FOR FUTURE EXPANSION.

CONCRETE:

1. THE DESIGN AND CONSTRUCTION OF ALL WORK ON THIS PROJECT SHALL CONFORM TO THE APPLICABLE EDITION OF THE FOLLOWING CSA STANDARDS:
   CSA-A23.1 "CONCRETE MATERIALS AND METHODS OF CONCRETE CONSTRUCTION";
   CSA-A23.2 "TEST METHODS AND STANDARD PRACTICES FOR CONCRETE";
   CSA-A23.3 "DESIGN OF CONCRETE STRUCTURES";
   CAN/CSA-G30.18 "BILLET-STEEL BARS FOR CONCRETE REINFORCEMENT".
2. UNLESS NOTED OTHERWISE, MINIMUM CONCRETE COMPRESSIVE STRENGTH AT 28 DAYS SHALL BE AS FOLLOWS:
   - LEAN CONCRETE FILL ..... 15 MPa
   - MUD SLAB ..... 15 MPa (EXPOSURE CLASS F-1)
   - FOOTINGS..... 35 MPa (EXPOSURE CLASS C-1)
   - PIERS, WALLS & CURBS ..... 35 MPa (EXPOSURE CLASS C-1)
   - SLABS ON GRADE (INTERIOR) ..... 32 MPa (EXPOSURE CLASS N-CF)
   - SLABS ON GRADE (EXTERIOR) ..... 35 MPa (EXPOSURE CLASS C-1)
   - EXTERIOR APRONS..... 35 MPa (EXPOSURE CLASS C-1)
3. MINIMUM CONCRETE COVER TO REINFORCING BARS:

CONCRETE CLEAR COVER (CSA A23.1			
EXPOSURE CONDITION	EXPOSURE CLASS		
	N	F-1	C-1
CAST AGAINST AND PERMANENTLY EXPOSED TO EARTH, INCLUDING FOOTINGS AND PILES	75 mm	75 mm	75 mm
BEAMS, GIRDERS, COLUMNS AND PILES	30 mm (#1)	40 mm	60 mm
SLABS, WALLS, JOISTS, SHELLS AND FOLDED PLATES	20 mm (#1)	40 mm	60 mm
RATIO OF COVER TO NOMIMAL BAR DIAMETER (#2)	1.0 (#1)	1.5	2.0
RATIO OF COVER TO NOMIMAL MAXIMUM AGGREGATE SIZE	1.0 (#1 & #3)	1.5	2.0

NOTES:

#1. THIS REFERS ONLY TO CONCRETE THAT WILL BE CONTINUALLY DRY WITHIN THE CONDITIONED SPACE (i.e., MEMBERS ENTIRELY WITHIN THE VAPOUR BARRIER OF THE BUILDING ENVELOPE).

#2. THE COVER FOR A BUNDLE OF BARS SHALL BE THE SAME AS THAT FOR A SINGLE BAR WITH AN EQUIVALENT AREA.

#3. THE SPECIFIED COVER FROM SCREEDED SURFACES SHALL BE AT LEAST 1.5 TIMES THE NOMINAL MAXIMUM AGGREGATE SIZE TO REDUCE INTERFERENCE BETWEEN AGGREGATE AND REINFORCEMENT WHERE VARIATIONS IN BAR PLACEMENT RESULT IN A COVER SMALLER THAN SPECIFIED.

4. DETAIL, BEND, PLACE AND SUPPORT REINFORCING STEEL IN CONFORMANCE WITH THE LATEST RSIC MANUAL OF STANDARD PRACTICE, UNLESS NOTED OTHERWISE.
5. ALTERNATE 90° HOOKS OF CROSSTIES END FOR END OVER HEIGHT OF ALL MEMBERS IN WHICN CROSSTIES ARE SPECIFIED.
6. ALL LAP SPLICES SHALL BE CLASS B TENSION SPLICES. FOR HORIZONTAL REINFORCEMENT THAT WILL BE PLACED IN SUCH A WAY THAT MORE THAN 300 mm OF FRESH CONCRETE IS CAST IN THE MEMBER BELOW THE SPLICE, BAR LOCATION FACTOR (k/1) EQUAL TO 1.3 SHALL BE APPLIED IN DETERMINING CLASS B TENSION SPLICE LENGTH, IN ACCORDANCE WITH APPLICABLE EDITION OF CSA-A23.3.
7. PLAIN (UNREINFORCED) CONCRETE EXPOSED TO DEICING CHEMICALS SHALL MEET EXPOSURE CLASS C-2 IN ACCORDANCE WITH APPLICABLE EDITION OF CSA-A23.1.
8. REINFORCED CONCRETE EXPOSED TO CHLORIDES SHALL MEET EXPOSURE CLASSIFICATION C-1 IN ACCORDANCE WITH APPLICABLE EDITION OF CSA-A23.1.
9. PROVIDE CORROSION INHIBITOR IN ALL CONCRETE OF EXPOSURE CLASS C-1. REFER TO SPECIFICATIONS FOR CORROSION INHIBITOR DOSAGE RATE.
10. USE TYPE GU PORTLAND CEMENT FOR ALL CONCRETE, UNLESS NOTED OTHERWISE.
11. ALL HORIZONTAL WALL AND GRADE BEAM REINFORCING SHALL BE CONTINUOUS THROUGH PIERS. UNLESS NOTED OTHERWISE, SPLICE TOP BARS AT MID-SPAN AND BOTTOM BARS AT SUPPORTS FOR ALL GRADE BEAMS.
12. WHEREVER OPENINGS OCCUR, INTERRUPTING ONE OR MORE REINFORCING BARS, IN SLABS OR WALLS, PROVIDE ADDITIONAL REINFORCING STEEL EQUAL TO THE REINFORCING STEEL DISPLACED BY THE OPENING UNLESS OTHERWISE SHOWN. DISTRIBUTE REINFORCEMENT EQUALLY ON EACH SIDE OF THE OPENING AND EXTENDING THE FULL SPAN LENGTH.
13. NO SLEEVES, PIPES, HOLES OR NOTCHES SHALL BE PLACED IN OR THROUGH WALLS, COLUMNS, PIERS, BEAMS, GRADE BEAMS, SLABS, FOOTINGS, OR ANY OTHER CONCRETE MEMBER, EXCEPT AS SHOWN ON THE STRUCTURAL DRAWINGS OR APPROVED BY THE ENGINEER.
14. DO NOT PLACE CONCRETE FOOTINGS OR ANY OTHER CONCRETE MEMBER UNTIL ALL DESIGNATED REINFORCING STEEL HAS BEEN PLACED AND INSPECTED AND ANY CONDUITS, PIPING OR OTHER EMBEDDED ITEMS ARE INSTALLED AND VERIFIED.
15. MAXIMUM WATER-TO-CEMENTING MATERIALS RATIO (w/cm) SHALL BE 0.55, AND MINIMUM 28-DAY COMPRESSIVE STRENGTH SHALL BE 25 MPa FOR ALL CONCRETE FLOOR SLABS (BOTH SLABS ON GRADE AND SLABS ON DECK).

FOUNDATION:

1. ALL INT. FOOTINGS SHALL BEAR ON NATIVE MATERIAL OR ENGINEERED FILL WITH MINIMUM SLS BEARING RESISTANCE OF 150 kPa AND MINIMUM ULS BEARING RESISTANCE OF 200 kPa, NOTED OTHERWISE.
2. ALL EXT. FOOTINGS SHALL BEAR ON SUITABLE FOUNDING MATERIAL WITH MINIMUM SLS BEARING RESISTANCE OF 150 kPa, MINIMUM ULS BEARING RESISTANCE OF 200 kPa, FRICTION ANGLE OF AT LEAST 35 ° AND MINIMUM FACTORED SLIDING RESISTANCE OF 150 . MAX. ALLOWABLE TOTAL SETTLEMENT TO BE 25 mm. MAX. ALLOWABLE DIFFERENTIAL SETTLEMENT TO BE 25 mm.
3. ALL BEARING VALUES AND GEOTECHNICAL INFORMATION ARE BASED ON GEOTECHNICAL REPORT SEE PER BUILDING NOTES IF APPLICABLE
4. THE CONTRACTOR SHALL PROTECT SOIL FROM WATER AND FREEZING ADJACENT TO AND BELOW ALL FOOTINGS, GRADE BEAMS AND OTHER CONCRETE POURS WITH MINIMUM 1200 mm SOIL COVER OR EQUIVALENT.
5. ALL EXCAVATIONS AND FOUNDING MATERIAL SHALL BE INSPECTED AND APPROVED BY A QUALIFIED SOILS ENGINEER PRIOR TO CONCRETE PLACEMENT.
6. THE CONTRACTOR SHALL PROVIDE ALL SHORING WHERE REQUIRED DURING EXCAVATION TO PREVENT CAVE-IN.
7. EXCAVATION SHALL NOT EXTEND BELOW A LINE EXTENDING DOWN AND AWAY FROM ANY FOOTING EDGE OR CORNER AT A RATIO OF 7 VERTICAL TO 10 HORIZONTAL.
8. ANY OVER EXCAVATION NECESSITATED BY LOCAL SOFT AREAS OR OTHER DELETERIOUS CONDITIONS SHALL BE MADE GOOD WITH 15 MPa LEAN CONCRETE FILL.
9. FOUNDATION WALL BACKFILL SHALL BE OPSS TYPE 1 GRANULAR 'B' OR APPROVED FREE-DRAINING, IN-SITU MATERIAL COMPACTED, IN LAYERS NOT TO EXCEED 200 mm, TO 98% STANDARD PROCTOR MAXIMUM DRY DENSITY.
10. BACKFILL TO PROCEED SIMULTANEOUSLY ON BOTH SIDES OF FOUNDATION WALLS UNLESS TEMPORARY SUPPORT IS PROVIDED. DO NOT BACKFILL UNTIL CONCRETE HAS ATTAINED 75% OF ITS SPECIFIED 28-DAY COMPRESSIVE STRENGTH.
11. CONSTRUCTION JOINTS AND CONTROL JOINTS IN REINFORCED FOUNDATION WALLS SHALL BE LOCATED AT THE EDGE OF PIERS (WHERE PIERS ARE PRESENT). MAXIMUM SPACING OF CONSTRUCTION JOINTS SHALL BE AS REQUIRED, BUT NOT GREATER THAN 20 m. UNLESS NOTED OTHERWISE. MAXIMUM SPACING OF CONTROL JOINTS SHALL BE 6 m, AND 3 m FROM CORNERS.
12. FOUNDATIONS SHALL BE CONSTRUCTED AS SHOWN ON THE DRAWINGS. CONTRACTOR SHALL INCLUDE IN THEIR WORK ALL PROVISIONS, INCLUDING BUT NOT LIMITED TO EXCAVATION AND FORMING, AS REQUIRED TO CONSTRUCT FOUNDATIONS THUS.

SLAB ON GRADE & PAD:

1. SEE PLAN FOR SLAB ON GRADE & PAD THICKNESS.
2. PLACE SLAB ON GRADE ON MIN. 200 mm OPSS GRANULAR 'A' COMPACTED TO 100% STANDARD PROCTOR MAXIMUM DRY DENSITY.
3. PRIOR TO PLACING GRANULAR FILL MATERIALS, PROOF-ROLL EXISTING SUB-GRADE TO IDENTIFY INCONSISTENCIES OR SOFT AREAS. PROCEED WITH GRANULAR PLACEMENT ONLY AFTER THESE AREAS HAVE BEEN REWORKED AND COMPACTED TO THE SATISFACTION OF THE SOILS ENGINEER.
4. DO NOT PLACE CONCRETE UNTIL ALL ELECTRICAL, MECHANICAL AND PROCESS CONDUITS, PIPING OR OTHER EMBEDDED SERVICES ARE INSTALLED AND VERIFIED.
5. AGREE ON LOCATION OF CONSTRUCTION JOINTS WITH ENGINEER PRIOR TO CONSTRUCTION.
6. PROVIDE SAWCUT CONTROL JOINTS AS SHOWN ON PLANS.
7. PROVIDE EXTERIOR COLUMN ISOLATION JOINTS AND SAWCUTTING AS PER DETAILS SHOWN.
8. PERFORM SAWCUTTING FOR CONTROL JOINTS USING DRY METHOD (SOFF-CUT SAW) AS SOON AS POSSIBLE AFTER CONCRETE PLACEMENT WITHOUT LEAVING TREAD MARKS, DISLODGING AGGREGATE AND BEFORE UNCONTROLLED SHRINKAGE OCCURS. FILL CONTROL JOINTS, AS SPECIFIED, NO SOONER THAN 120 DAYS AFTER CONCRETE PLACEMENT.
9. FLOOR FINISH: SEE SPECIFICATIONS.

METAL DECK:

1. ALL METAL DECK SHALL BE NEW AND SHALL BE DESIGNED, FABRICATED AND INSTALLED TO CONFORM TO THE REQUIREMENTS OF THE APPLICABLE EDITION OF CAN/CSA-S136 "NORTH AMERICAN SPECIFICATIONS FOR THE DESIGN OF COLD FORMED STEEL STRUCTURAL MEMBERS (USING THE APPENDIX B PROVISIONS APPLICABLE TO CANADA)" AND THE REQUIREMENTS OF THE CANADIAN SHEET STEEL BUILDING INSTITUTE.
2. ALL ROOF AND FLOOR DECK SHALL BE DESIGNED AND DETAILED BY A PROFESSIONAL ENGINEER LICENSED TO PRACTICE IN THE PROVINCE OF ONTARIO, AND SHALL BE OF THICKNESS REQUIRED TO SUPPORT ALL LOADS AND EFFECTS SHOWN ON DRAWINGS BUT SHALL NOT BE LESS THAN THAT SHOWN ON DRAWINGS. AFOREMENTIONED DESIGN SHALL INCLUDE APPLICABLE SEISMIC LOADS & EFFECTS. REFER TO SPECIFICATION FOR COATING.
3. SPAN DECK UNITS OVER FOUR OR MORE STRUCTURAL SUPPORTS (MINIMUM 3 CONTINUOUS SPANS) FOR INCREASED RIGIDITY.
4. DESIGN AND CONNECT METAL EDGE AND CLOSURE STRIPS TO SAFELY RESIST CONSTRUCTION LOADS AND PREVENT THE LOSS OF CONCRETE/GROUT WHEN DECK IS CONCRETED.
5. PLACE DECK IN ACCORDANCE WITH MANUFACTURER'S SHOP DRAWINGS. END LAPS SHALL ALWAYS OCCUR OVER SUPPORTS. SIDE LAPS SHALL BE ON HALF CORRUGATION. MINIMUM ROOF DECK END LAP IS 50 mm FOR WELDED ATTACHMENT.
6. ALL CONNECTIONS OF ROOF DECK TO SUPPORTING STRUCTURE SHALL BE DESIGNED BY A PROFESSIONAL ENGINEER LICENSED TO PRACTICE IN THE PROVINCE OF ONTARIO TO RESIST ALL LOADS AND EFFECTS SHOWN ON DRAWINGS, BUT SHALL NOT BE LESS THAN THAT SHOWN ON DRAWINGS.
7. ATTACH DECK UNITS TO TOP OF SUPPORTS BY FUSION WELDS WITH A MINIMUM EFFECTIVE DIAMETER OF 19 mm. MAXIMUM SPACING OF FUSION WELDS AND SIDE LAP BUTTON CLINCH SHALL BE AS FOLLOWS:
   - WELDS AT 150 C/C (EACH FLUTE) TRANSVERSE TO SPAN OF DECK AND AROUND PERIMETER.
   - LONGITUDINAL WELDS @ 600 C/C
   - SIDE LAP BUTTON CLINCH @ 300 C/C
8. FIELD CUTTING OF DECK UNITS SHALL BE DONE IN WORKMANLIKE MANNER. CUT OPENINGS AND REINFORCE EDGES AS REQUIRED FOR PIPES, DUCTS, ETC. THE MAXIMUM SIZE OF AN UNREINFORCED OPENING IS 150 mm SQUARE OR IN DIAMETER. ROOF OPENINGS LARGER THAN 450 mm WIDE AND FLOOR OPENINGS LARGER THAN 300 mm WIDE SHALL BE SUPPORTED BY STEEL FRAMING.
9. DESIGN METAL ROOF DECK FOR MAXIMUM LIVE, SNOW AND RAIN LOAD DEFLECTIONS OF L/360.

MASONRY:

1. THE DESIGN AND CONSTRUCTION OF ALL WORK ON THIS PROJECT IS TO CONFORM TO APPLICABLE EDITION OF CSA STANDARDS CSA-S304.1, CSA-A370, CSA-A371, CSA-A179 AND CAN/CSA-G30.18. PROVIDE TYPE S MORTAR IN ACCORDANCE WITH APPLICABLE EDITION OF CSA STANDARD CSA-A179.
2. PROVIDE STANDARD, HOLLOW 15 MPa CONCRETE BLOCK UNITS UNLESS NOTED OTHERWISE. AT LOCATIONS WHERE VERTICALLY-REINFORCED MASONRY IS SPECIFIED, PROVIDE ONE ADDITIONAL VERTICAL BAR OF SIZE EQUAL TO DISTRIBUTED VERTICAL REINFORCING, FULL HEIGHT AT EACH SIDE OF CONTROL JOINTS, AND AT CORNERS, INTERSECTIONS, ENDS OF WALLS AND TO EACH SIDE OF ALL OPENINGS, UNLESS NOTED OTHERWISE. PROVIDE 2 ADDITIONAL BARS WHERE OPENING WIDTH IS GREATER THAN 1200 mm. PROVIDE MATCHING DOWELS TO FOOTING, SLAB THICKENING, SLAB ON DECK OR OTHER SUPPORTING STRUCTURE, FOR ALL VERTICAL WALL REINF. (TYP. U/N).
3. FOR HIGH-LIFT GROUTING, PROVIDE CLEAN-OUT HOLES IN BOTTOM COURSE AND MINIMUM SLUMP OF 200 mm.
4. MASONRY GROUT SHALL BE FINE GROUT, AND SHALL BE PROPORTIONED ACCORDING TO, AND MEET ALL REQUIREMENTS OF APPLICABLE EDITION OF CSA-A179.
5. PROVIDE CONTINUOUS, HORIZONTAL, STANDARD LADDER-TYPE HORIZONTAL JOINT REINFORCEMENT @ 400 mm C/C, IN BOTTOM TWO BED JOINTS, TOP TWO BED JOINTS AND FIRST BED JOINT ABOVE AND BELOW ALL WALL OPENINGS. ALL SUCH REINF. SHALL BE SPLICED USING CLASS B TENSION LAP SPLICES (AS DEFINED IN APPLICABLE EDITION OF CSA-S304.1). PREFABRICATED CORNER AND INTERSECTION JOINT REINFORCING PIECES SHALL BE USED. MINIMUM WIRE DIAMETER TO BE 3.65 mm.
6. REFER TO ARCHITECTURAL DRAWINGS FOR LOCATION OF ALL MASONRY WALLS.
7. PROVIDE VERTICAL REINFORCING IN ALL MASONRY WALLS AS PER TABLE ON SPECIFIC BLD. DRAWING ALL REINFORCED CORES SHALL BE GROUTED SOLID FOR FULL HEIGHT OF WALLS. VERTICALLY-CANTILEVERED WALLS SHALL BE CONSTRUCTED OF SOLID-GROUTED MASONRY.
8. PROVIDE VERTICAL REINFORCING AT EACH LATERAL SUPPORT LOCATION (SEE BLD. SPECIFIC DRW.)
9. LAP ALL 15M BARS 675 mm MINIMUM. LAP ALL 20M BARS 850 mm MINIMUM.
10. UNLESS NOTED OTHERWISE, MINIMUM CLEARANCE OF XX mm SHALL BE PROVIDED BETWEEN MASONRY WALLS AND STEEL COLUMNS, BEAMS, GIRDERS, JOIST AND GIRTS. THIS REQUIREMENT DOES NOT APPLY WHERE MASONRY IS INTENDED (BY DESIGN) TO BEAR ON STEEL MEMBER.
11. WHERE POST-INSTALLED ANCHORS ARE INSTALLED IN MASONRY ELEMENTS/MEMBERS, EXISTING REINFORCING STEEL (INCLUDING HORIZONTAL BED JOINT REINFORCING), CAST-INS AND EMBEDDED ITEMS SHALL BE ACCURATELY LOCATED, AND EDGE OF ANCHOR HOLES SHALL BE LOCATED A DISTANCE AWAY FROM EXISTING REINFORCING STEEL (INCLUDING HORIZONTAL BED JOINT REINFORCING), CAST-INS END EMBEDDED ITEM SUCH THAT AT LEAST MINIMUM CONCRETE COVER REQUIREMENTS (SEE MASONRY NOTE #1) ARE MET. EXISTING REINFORCING STEEL (INCLUDING HORIZONTAL BED JOINT REINFORCING), CAST-INS AND EMBEDDED ITEMS SHALL NOT BE DAMAGED ANCHORING ACTIVITIES, INCLUDING DRILLING.
12. MORTAR SHALL BE TYPE :S: PREPARED BY PROPORTION SPECIFICATION IN ACCORDANCE WITH CAN/CSA-A179.
13. HOLLOW CONCRETE BLOCK MASONRY WITH MORTAR TYPE "S" SHALL HAVE A MINIMUM ULTIMATE COMPRESSIVE STRENGTH OF 12.5 MPa - f'm.
14. ALL INTERSECTING MASONRY WALLS TO HAVE MASONRY BOND OR HEAVY DUTY (BLOCK-LOCK) OR EQUIVALENT AT 200mm VERTICALLY MAXIMUM.
15. A MINIMUM 50 mm WIDE ISOLATION JOINT SHALL BE PROVIDED AT ALL LOCATIONS WHERE MASONRY WALLS INTERSECT VERTICAL FACES OF CONCRETE STRUCTURE. NO POSITIVE CONNECTION BETWEEN MASONRY MASONRY WALLS AND VERTICAL FACES OF CONCRETE STRUCTURE SHALL BE MADE.
16. CONCRETE AND STEEL BEAMS BEARING ON MASONRY WALLS SHALL HAVE A MINIMUM BEARING OF 200mm UNLESS OTHERWISE NOTED ON PLAN.
17. PROVIDE 15M DOWELS WITH 150 mm MIN. EMBEDMENT TO THE EXISTING SLAB TO MATCH ALL VERTICAL REINFORCING, UNLESS NOTED OTHERWISE. SCAN EXISTING SLAB PRIOR TO DOWEL INSTALLATION.
18. PROVIDE LINTELS OVER ALL OPENINGS AND RECESSES FOR MECHANICAL AND ELECTRICAL TRADES AS SPECIFIED ON PLANS. SEE ARCHITECTURAL AND MECHANICAL DRAWINGS FOR LOCATIONS AND SIZES OF OPENINGS AND RECESSES.
19. PROVIDE VERTICAL REINFORCEMENT IN ALL NON-LOAD BEARING CMU WALLS AS FOLLOWS IN ADDITION TO THAT NOTED IN (2):

WALL THK.	MAX HEIGHT.	REINFORCEMENT.
140mm	4200mm	15M@600
190mm	5500mm	15M@600
240mm	6000mm	15M@600

CLIENT
CITY OF TORONTO
TORONTO
Corporate Real Estate Management
Project Management Office
Metro Hall Toronto, ON
M5V 3C6

COPYRIGHT
This drawing has been prepared solely for the intended use, thus any reproduction or distribution for any purpose other than authorized by Arcadis is forbidden. Written dimensions shall have precedence over scaled dimensions. Contractors shall verify and be responsible for all dimensions and conditions on the job, and Arcadis shall be informed of any variations from the dimensions and conditions shown on the drawing. Shop drawings shall be submitted to Arcadis for general conformance before proceeding with fabrication.
Arcadis Professional Services (Canada) Inc.

ISSUES

No.	DESCRIPTION	DATE
A	50% SUBMISSION	2022-04-27
B	90% SUBMISSION	2022-07-29
C	ISSUED FOR PERMIT	2022-07-29
D	ISSUED FOR TENDER	2022-12-09
E	ISSUED FOR TENDER	2025-04-11

CONSULTANTS

SEAL

PRIME CONSULTANT
ARCADIS
100 - 175 Galaxy Blvd,
Toronto, ON M9W 0C9, Canada
tel 416 679 1930
www.arcadis.com

PROJECT TITLE
CITY OF TORONTO
ACCESSIBILITY UPGRADES

PROJECT ADDRESS

PROJECT NO:
9119- 19- 0162 / Arcadis 30279056

DRAWN BY:	CHECKED BY:
G. POULOU	**M. FAYAZI**
PROJECT MGR:	APPROVED BY:
N. FRISCIC	**K. ANGER**

SHEET TITLE
STRUCTURAL - GENERAL NOTES

SHEET NUMBER
G05-GAL-G2000

ISSUE
E

SCALE CHECK
1 in
10mm

Autodesk Docs://122260 - CoT TAU Upgrades R2024/122260-TAU-G03-General-R20.rvt

4/29/2025 10:56:29 AM

REINFORCING STEEL

1 ALL REINFORCING STEEL SHALL CONFORM TO CAN/CSA-G30.18-M-2009 (R2014), GRADE 400W.

2 MINIMUM CLEAR SPACING BETWEEN PARALLEL REINFORCING BARS SHALL BE 1.4 TIMES THE BAR DIAMETER, 1.4 TIMES THE MAX. AGGREGATE SIZE OR 30mm WHICHEVER IS GREATER. PROVIDE 75mm MINIMUM LAPPED REBAR CLEARANCE FOR CONCRETE VIBRATOR ACCESS.

3 DEVELOPMENT LENGTHS AND LAP SPLICES SHALL BE IN ACCORDANCE WITH THE REINFORCING STEEL INSTITUTE OF CANADA, MANUAL OF STANDARD PRACTICE UNLESS INDICATED OTHERWISE. ALL LAP SPLICES SHALL BE CLASS 'B' TENSION LAP SPLICES AND CLASS 'B' TENSION LAP SPLICES SHALL BE PROVIDED FOR ALL SHRINKAGE AND TEMPERATURE BARS. WHERE TWO BARS OF DIFFERENT DIAMETERS ARE LAPPED, PROVIDE CLASS 'B' TENSION LAP LENGTH CORRESPONDING TO THE SMALLER BAR BUT NO LESS THAN FULL TENSION DEVELOPMENT LENGTH OF THE LARGER BAR.

4 PROVIDE EMBEDMENT LENGTH FOR FULL TENSION DEVELOPMENT IN ACCORDANCE WITH CSA A23.3

5 DEVELOPMENT LENGTH AND SPLICE LENGTH FOR FY = 400MPa AND F'C=35MPa TO BE AS PER TABLE BELOW, UNLESS OTHERWISE SHOWN ON DRAWINGS.

fc' = 35MPa			fy = 400MPa			
BAR SIZE	TENSION STEEL				COMPRESSION STEEL	
	HORIZONTAL TOP BARS*		ALL OTHER BARS**			
	DEVELOPMENT	SPLICES	DEVELOPMENT	SPLICES	DEVELOPMENT	LAP SPLICES
(mm)	(mm)	(mm)	(mm)	(mm)	(mm)	(mm)
10	360	470	280	370	200	330
15	510	670	390	510	290	470
20	620	810	480	630	350	590
25	1000	1300	770	1010	450	740
30	1190	1550	910	1190	530	880
35	1420	1850	1090	1420	630	1050
45	-	-	-	-	800	-

REFERENCE: CAN/CSA A23.3-14
db= MAX. OF NORMAL AND ACTUAL BAR DIAMETER
* HORIZONTAL TOP BARS WITH MORE THAN 300mm OF FRESH CONCRETE POURED BELOW THE BARS, AND WALL HORIZONTAL REINFORCEMENT.
** HORIZONTAL BARS WITH NOT MORE THAN 300mm OF FRESH CONCRETE POURED BELOW THE BARS, VERTICAL BARS.

6 STANDARD 90° HOOK TO CONFORM TO A23.3 AND THE FOLLOWING TABLE, WHICHEVER IS MORE STRINGENT, UNLESS OTHERWISE SHOWN ON DRAWINGS.

STANDARD 90° HOOK DIMENSION

fc' = 35MPa		fy = 400MPa	
BAR SIZE d_b	D***	A	l_{dh}****
(mm)	(mm)	(mm)	(mm)
10M	70	190	150
15M	100	260	190
20M	120	320	240
25M	150	410	300
30M	250	520	360
35M	300	620	430

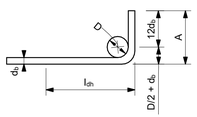

90° HOOK SEE A23.3
*** SEE A23.1, TABLE 16
**** SEE A23.3, §12.5.1, §12.5.3 (b) = $0.7 \times 100 d_b / fc^{0.5}$ > 150 OR 8 d_b.

STRUCTURAL STEEL:

1. THE DESIGN AND CONSTRUCTION OF ALL WORK IN THIS PROJECT SHALL CONFORM TO THE APPLICABLE EDITION OF CAN/CSA-S16.

2. ALL SHOP CONNECTIONS SHALL BE WELDED. ALL FIELD CONNECTIONS SHALL BE WELDED OR BOLTED USING HIGH TENSILE-STRENGTH BOLTS, BEARING TYPE. WHERE APPLICABLE, AND UNLESS NOTED OTHERWISE, CONNECTIONS SHALL BE CISC DOUBLE ANGLE BEAM CONNECTIONS FOR A325 BOLTS AND E49XX FILLET WELDS, MINIMUM SIZE OF BOLTS - M20 DIAMETER.

3. ALL WELDING SHALL BE CARRIED OUT IN ACCORDANCE WITH APPLICABLE EDITION OF FOLLOWING CSA STANDARDS:
- W47.1 FOR QUALIFICATIONS OF WELDERS
- W48.1 TO W48.7 FOR ELECTRODES
- W59 FOR DESIGN AND WORKMANSHIP

4. ALL COLUMN ENDS SHALL BE SAWCUT AND WELDED TO BASE/CAP PLATES.

5. ALL COLUMNS TO HAVE ANGLES AT TOP TO SUPPORT STEEL DECK WHERE REQUIRED.

6. BRACING MEMBERS SHALL BE CONNECTED FOR THE FOLLOWING (WHICHEVER IS LARGER):
- 50% OF THE NOMINAL TENSION CAPACITY OF THE MEMBER BASED ON GROSS AREA
- FORCES AS SHOWN ON THE DRAWINGS
- A MINIMUM OF TWO BOLTS

7. FOR DOUBLE-ANGLE BRACING (E.G. CROSS-BRACING), ANGLES SHALL HAVE INTERCONNECTING BATTENS AND/OR SPACERS SUCH THAT SLENDERNESS RATIO OF INDIVIDUAL ANGLES (BASED ON LEAST RADIUS OF GYRATION OF INDIVIDUAL ANGLES) DOES NOT EXCEED SLENDERNESS RATIO OF BUILT-UP (DOUBLE-ANGLE) MEMBER.

8. THE CONTRACTOR SHALL SUPPLY, INSTALL, MAINTAIN AND REMOVE ANY TEMPORARY BRACING REQUIRED DURING CONSTRUCTION.

9. FORCES ARE DESIGNATED BY (+) FOR TENSION AND (-) FOR COMPRESSION.

10. CONNECTIONS FOR BEAMS, GIRDERS AND JOISTS SUBJECT TO AXIAL FORCES SHALL BE DESIGNED FOR THE AXIAL FORCES IN ADDITION TO THE SHEAR FORCES, MOMENT FORCES/EFFECTS AND TORSION FORCES/EFFECTS. FORCES INDICATED ARE FACTORED AND IN kN. MOMENTS AND TORSIONS INDICATED ARE FACTORED AND IN kN-m.

11. ALL EXTERIOR STEEL, AND STEEL THAT IS NOT IN A TEMPERATURE AND HUMIDITY CONTROLLED ENVIRONMENT, SHALL BE HOT-DIPPED GALVANIZED (BOTH STRUCTURAL STEEL AND MISCELLANEOUS STEEL). THIS SHALL INCLUDE NUTS, BOLTS, WASHERS, BASE PLATES, LEVELING PLATES, ANCHOR BOLTS AND ANCHORS.

12. FILLER BEAMS AND JOISTS SHALL BE PLACED EQUALLY BETWEEN ESTABLISHED DIMENSIONS, UNLESS NOTED OTHERWISE.

13. PROVIDE WELDED STIFFENER PLATES ON BOTH SIDES OF THE WEB OF BEAMS AND GIRDERS AT POINTS OF CONCENTRATED LOAD, INCLUDING BEAMS AND GIRDERS SUPPORTING COLUMNS OR RUNNING OVER TOPS OF COLUMNS. MINIMUM STIFFENER PLATE THICKNESS SHALL BE 10 mm OR FLANGE THICKNESS OF COLUMNS ABOVE OR BELOW, WHICHEVER IS GREATER. MINIMUM SIZE OF WELD SHALL BE 5 mm DOUBLE FILLET WELD, OR SHALL BE SUFFICIENT TO DEVELOP THE FULL STRENGTH OF THE STIFFENER, WHICHEVER IS GREATER.

14. FOR LOCATIONS OF DOOR FRAMES, WALL OPENINGS, ROOF AND FLOOR OPENINGS, ETC., AND RELATED DETAILS, SEE ARCHITECTURAL, MECHANICAL, ELECTRICAL, PROCESS & CIVIL DRAWINGS.

15. SHOWN ON PLANS DENOTES AXIAL LOADS ALONG BEAMS AND GIRDERS DUE TO WIND OR EARTHQUAKE LOADS. DESIGN BEAM-TO-BEAM, BEAM-TO-GIRDER AND GIRDER-TO-GIRDER CONNECTIONS, AS WELL AS BEAM-TO-COLUMN AND GIRDER-TO-COLUMN CONNECTIONS FOR THESE LOADS IN COMBINATION WITH APPLICABLE GRAVITY LOADS.

16. PERIMETER ROOF ANGLE SHALL BE CONTINUOUS AND BUTT WELDED TOGETHER AT JOINTS. ENSURE CONNECTION OF PERIMETER ANGLE TO SUPPORTING STRUCTURE IS SUFFICIENT TO RESIST MAXIMUM UNIT SHEAR FROM DECK DIAPHRAGM. REFER TO ROOF-DIAPHRAGM SHEAR DIAGRAM ON DRAWINGS

17. ALL WELDABLE REINFORCING STEEL ANCHORS SHALL BE WELDED TO BASE PLATES/BEARING PLATES TO FULLY DEVELOP BARS IN TENSION.

18. REFER TO SPECIFICATIONS FOR BEAM AND GIRDER CAMBER REQUIREMENTS.

ABBREVIATIONS:

2L	two angles	HP	high point
AB	anchor bolt	HS	high strength
ADD	addendum	ID	inside diameter
ADJ	adjacent	IE	invert elevation
AFF	above finished floor	IF	inside face
AHU	air handling unit	IN	inches
ALT	alternate	INCL	include
ANC	anchor	INFO	information
APPROX	approximate	JT	joint
ARCH	architectural	kN	kilonewton
ASTM	American Society for Testing and Materials	kNm	kilonewton meter
		kPa	kilopascal
B/B	back to back	L	length
BC	bottom chord	LB	pound
BET	between	LG	long
BLDG	building	LL	live load
BLK	block	LLBB	long legs back-to-back
BM	beam	LLH	long leg horizontal
BOF	bottom of footing	LLV	long leg vertical
BOS	bottom of steel	LO	louver opening
BOT	bottom	LP	low point
BRCG	bracing	LS	louver sill
BRG	bearing	m	metre
BRKT	bracket	MACH	machine
BSMT	basement	MAX	maximum
CA	column above	MECH	mechanical
CB	column below	MEZZ	mezzanine
C/C	center to center	MFR	manufacturer
CERT	certified	MIN	minimum
CHKD PL	checkered plate	MISC	miscellaneous
CIP	cast in place	mm	millimetre
CJ	construction joint	MT	metric ton
CL	centerline	NIC	not in contract
CLJ	control joint	NO	number
CLR	clear	NTS	not to scale
COL	column	O/O	out to out
CONC	concrete	OPNG	opening
CONN	connection	OPP	opposite
CONSTR	construction	PC	piece
CONT	continuation (continuous)	PEN	penetration
CONTR	contractor	PL	plate
CSA	Canadian Standards Association	PROJ	projection
CT	cooling tower	PSF	pounds per square foot
CTR	center	PSI	pounds per square inch
C/W	complete with	R	radius
DET	detail	RCB	reinforced concrete beam
DIA	diameter	REF	reference
DIAG	diagonal	REINF	reinforcement
DIM	dimension	REMV	removable
DL	dead load	REQD	required
DO	door opening	RR	railroad
DWG	drawing	R/W	reinforced with
DWL	dowel	SCH	schedule
EA	each	SECT	section
EF	each face	SIM	similar
EL	elevation	SOG	slab on grade
ELEC	electrical	SP	space
EMB	embedment	SPEC	specifications
EQ	equal	SQ	square
EQPT	equipment	SSC	structural steel contract
EW	each way	STAGG	staggered
EXP	expansion	STD	standard
EX	existing	STIFF	stiffener
EXT	exterior	STL	steel
FDN	foundation	STRU	structural
FDNC	foundation contract	SYM	symmetrical
FIN	finish	t	thickness
FL	floor	T	tread
FLG	flange	T&B	top and bottom
FT	feet	TC	top chord
FTG	footing	TEMP	temperature
FUT	future	THK	thick
GA	gauge	TL	total load
GC	general contract	TOF	top of footing
GALV	galvanized	TOS	top of steel
GENL	general	TYP	typical
GOL	gauge outstanding leg	UON	unless otherwise noted
GR	grade	VERT	vertical
GRT	grating	VIF	vertical inside face
H	high	VOF	vertical outside face
HEF	horizontal each face	W	width (wide)
HGR	hanger	W/	with
HGT	height	W/O	without
HH	hooked-hooked	WP	working point
HIF	horizontal inside face	WPL	wall plate
HOF	horizontal outside face	WS	water stop
HORIZ	horizontal	WT	weight
		WWF	welded wire fabric

CLIENT
CITY OF TORONTO
TORONTO
Corporate Real Estate Management
Project Management Office
Metro Hall Toronto, ON
M5V 3C6

COPYRIGHT
This drawing has been prepared solely for the intended use, thus any reproduction or distribution for any purpose other than authorized by Arcadis is forbidden. Written dimensions shall have precedence over scaled dimensions. Contractors shall verify and be responsible for all dimensions and conditions on the job, and Arcadis shall be informed of any variations from the dimensions and conditions shown on the drawing. Shop drawings shall be submitted to Arcadis for general conformance before proceeding with fabrication.

Arcadis Professional Services (Canada) Inc.

ISSUES

No.	DESCRIPTION	DATE
A	50% SUBMISSION	2022-04-27
B	90% SUBMISSION	2022-07-29
C	ISSUED FOR PERMIT	2022-07-29
D	ISSUED FOR TENDER	2022-12-09
E	ISSUED FOR TENDER	2025-04-11

CONSULTANTS

SEAL

PRIME CONSULTANT
ARCADIS
100 - 175 Galaxy Blvd,
Toronto, ON M9W 0C9, Canada
tel 416 679 1930
www.arcadis.com

PROJECT TITLE
CITY OF TORONTO
ACCESSIBILITY UPGRADES

PROJECT ADDRESS

PROJECT NO:
9119- 19- 0162 / Arcadis 30279056

DRAWN BY:	CHECKED BY:
G. POULOU	**M. FAYAZI**
PROJECT MGR:	APPROVED BY:
N. FRISCIC	**K. ANGER**

SHEET TITLE
STRUCTURAL - GENERAL NOTES, SYMBOLS & ABBREVIATIONS

SHEET NUMBER	ISSUE
G05-GAL-G2002	E

SCALE CHECK 1 in 10mm

Autodesk Docs://122260 - CoT TAU Upgrades R2024/122260-TAU-G03-General-R20.rvt

4/29/2025 10:56:30 AM

MECHANICAL LEGEND AND SYMBOLS

PLUMBING & DRAINAGE

DCW	DOMESTIC COLD WATER
DHW	DOMESTIC HOT WATER
DHWR	DOMESTIC HOT WATER RECIRCULATION
NPW	NON-POTABLE WATER
TW	TEMPERED HOT WATER
IW	IRRIGATION WATER
BRIN	BRINE WATER
CHEM	CHEMICAL WATER
SW	SOFT WATER
SAN	SANITARY DRAIN - ABOVE GRADE
SAN	SANITARY DRAIN - BELOW GRADE
SAN-P	PUMPED SANITARY DRAIN
STM	STORM DRAIN - ABOVE GRADE
STM	STORM DRAIN - BELOW GRADE
STM-P	PUMPED STORM DRAIN
PW	PROCESS DRAIN - ABOVE GRADE
PW	PROCESS DRAIN - BELOW GRADE
PW-P	PUMPED PROCESS DRAIN
W	WEEPER DRAIN (SUB-DRAIN)
V	VENT
COND	CONDENSATE DRAIN
DRAIN	OVERFLOW DRAIN
FD-A	FLOOR DRAIN (LETTER INDICATES TYPE SEE SPECIFICATION)
FFD-A	FUNNEL FLOOR DRAIN (LETTER INDICATES TYPE SEE SPECIFICATION)
	ROOF DRAIN (CONVENTIONAL)
	FUNNEL DRAIN - ELEVATION
HB	HOSE BIBB
NFWH	HYDRANT - NON-FREEZE
	SHOWER HEAD
%	PITCH-INDICATES DOWN SLOPE
CO	CLEANOUT - ABOVE GRADE
CO	CLEANOUT - ABOVE GRADE
CO	CLEANOUT - BELOW GRADE
CO	CLEANOUT - BELOW GRADE
	RUNNING TRAP
BFP	BACKFLOW PREVENTOR
	BACK WATER VALVE (FOR SEWAGE)
	BACKFLOW PREVENTER (ANTI-SIPHON DEVICE 25mm & LARGER)
	BACKFLOW PREVENTER (ANTI-SIPHON DEVICE UNDER 25mm)
	WATER CLOSET (WALL HUNG, FLUSH VALVE)
	WATER CLOSET (FLOOR MOUNTED, FLUSH TANK)
	URINAL (WALL HUNG, FLUSH VALVE)
	LAVATORY (WALL HUNG)
	LAVATORY (COUNTER TOP)
	SERVICE SINK
	GROUP WASHFOUNTAIN
DFC-1	DRINKING FOUNTAIN COOLER (NUMBER INDICATES TYPE - SEE SPECS.)
ESS	SAFETY SHOWER & EYE WASH STATION
EW	EYE WASH STATION
VM	VENDING MACHINE
CB1	600 X 600 X 700 (H) CATCH BASIN
CB2	IN LINE C.B.
TD	TRENCH DRAIN WITH CONTINUOUS SLOPE

FIRE PROTECTION

FP	FIRE STANDPIPE
SP	SPRINKLER PIPE
DFP	DRY FIRE STANDPIPE
DSP	DRY SPRINKLER PIPE
PREACTION	PRE-ACTION PIPE
DELUGE	DELUGE PIPE
CAG	DRY SPRINKLER PIPE
	PENDENT SPRINKLER HEAD
	UPRIGHT SPRINKLER HEAD
	CONCEALED SPRINKLER HEAD
	SIDEWALL SPRINKLER HEAD
	EXISTING SPRINKLER HEAD TO BE REMOVED
FE	EXPOSED FIRE EXTINGUISHER
FE&CAB	FIRE EXTINGUISHER WITH CABINET

FIRE PROTECTION

	FIRE HOSE CABINET
	FIRE HOSE REEL
	FIRE HOSE HANGER
SURFACE MOUNTED	FIRE HOSE CABINET (FHC)
SEMI-RECESSED	FIRE HOSE CABINET (FHC)
RECESSED	FIRE HOSE CABINET (FHC)
WH	WALL HYDRANT
RHH	ROOF HOSE HOUSE
FH	FIRE HYDRANT
	FIRE DEPARTMENT CONNECTION
$	SUPERVISED VALVE
FS	FLOW SWITCH
	SPRINKLER ALARM CHECK WET VALVE
	SPRINKLER ALARM CHECK DRY VALVE
PR	PREACTION SPRINKLER ALARM CHECK VALVE
DL	DELUGE SPRINKLER ALARM CHECK VALVE
	ALARM GONG
	HOSE HEADER 6 x 62Ø c/w HOSE CAP
	POST INDICATOR VALVE
	O.S. & Y. VALVE
	O.S. & Y. VALVE-IN RISER
	INSPECTORS TEST CONNECTION

MECHANICAL PIPING

X-YYY	"X" PIPE SIZE NPS "Y" PIPE SERVICE
HWS	HEATING WATER SUPPLY
HWR	HEATING WATER RETURN
HCS	HEATING / CHILLED WATER SUPPLY
HCR	HEATING / CHILLED WATER RETURN
GLY-HWS	GLYCOL HEATING WATER SUPPLY
GLY-HWR	GLYCOL HEATING WATER RETURN
CHWS	CHILLED WATER SUPPLY
CHWR	CHILLED WATER RETURN
PCHWS	PROCESS CHILLED WATER SUPPLY
PCHWR	PROCESS CHILLED WATER RETURN
CTWS	COOLING WATER SUPPLY
CTWR	COOLING WATER RETURN
HPST	HIGH PRESSURE STEAM
LPST	HIGH PRESSURE STEAM
S.COND	STEAM CONDENSATE
S.COND-P	PUMPED STEAM CONDENSATE
RefL	REFRIGERANT LIQUID
RefG	REFRIGERANT GAS
FUEL	FUEL PIPE
FOS	FUEL OIL SUPPLY
FOR	FUEL OIL RETURN
FOV	FUEL OIL VENT
H	HUMIDIFIER LINE
ENGINE OIL	ENGINE OIL
SOL 'B'	SOLUBLE 'B' OIL
HONE	HONE OIL
GASO	GASOLINE
MCS(LP)	MACHINE COOLANT SUPPLY (LOW PRESSURE)
MCS(HP)	MACHINE COOLANT SUPPLY (HIGH PRESSURE)
MCR	MACHINE COOLANT RETURN
N.GAS	NATURAL GAS
PR	PROPANE
CA	COMPRESSED AIR
VACU	VACUUM PIPE
MDG	MEDICAL GAS PIPE
O2	OXYGEN
NO	NITROUS OXIDE
N	NITROGEN
CO2	CARBON DIOXIDE
CO	CARBON MONOXIDE
He	HELIUM
H2	HYDROGEN
ARGON	ARGON
	DIRECTION OF FLOW
	NEW PIPING / DUCTWORK
	EXISTING PIPING / DUCTWORK TO REMAIN
X X X X	NEW PIPING / DUCTWORK

VALVES, FITTINGS AND SPECIALTIES

	GATE VALVE
	GLOBE VALVE
	CHECK VALVE
	PLUG VALVE
	BUTTERFLY VALVE
	BALL VALVE
D	DIAPHRAM VALVE
	HOSE END VALVE
	BOILER BLOWDOWN VALVE
FS	FIRE STOP VALVE
	RUPTURE DISC
	VALVE IN RISER
	PRESSURE REDUCING VALVE
	PRESSURE RELIEF VALVE - ELEVATION
	PRESSURE RELIEF VALVE
	PRESSURE RELIEF VALVE - PLAN
	FLOAT ACTIVATED SIGNAL TRANSMITTER
	FLOAT OPERATED VALVE
	BACK PRESSURE VALVE
	DIFFERENTIAL BACK PRESSURE VALVE
	NEEDLE VALVE
	BALANCING VALVE
	FLOW METERING FITTING (UNDER 75mm)
	FLOW METERING FITTING (75mm AND LARGER)
	CONTROL VALVE - ELECTRIC
	CONTROL VALVE - PNEUMATIC
	THREE-WAY CONTROL VALVE - ELECTRIC
	THREE-WAY CONTROL VALVE - PNEUMATIC
	MOTORIZED VALVE
S	PUMP CONTROL VALVE
	GLOBE CONTROL VALVE - PNEUMATIC
	BUTTERFLY CONTROL VALVE - PNEUMATIC
	PNEUMATIC ACTUATOR
M	ELECTRIC ACTUATOR
M	ELECTRIC MOTOR
S	ELECTRIC SOLENOID
T	ROOM THERMOSTAT
FS	FLOW SWITCH (HARD WIRED)
HLS	HIGH LIMIT HUMIDITY SENSOR
DPS	DIFFERENTIAL PRESSURE SENSOR
MS	MEDIA RUN-OUT SWITCH
	ELBOW TURNED TOWARD
	ELBOW TURNED AWAY
	TEE TURNED AWAY
	TEE TURNED TOWARD
	CONCENTRIC REDUCER
	ECCENTRIC REDUCER
	PIPE CAP THREADED
	PIPE CAP WELDED
	PLUG
	FLEXIBLE CONNECTION
	UNION
	FLANGE CONNECTION
	BLIND FLANGE
	ORIFICE FLANGES
	QUICK CONNECTION FITTING
	PIPE ANCHOR
	PIPE LINE GUIDE
	PIPE LINE TRAPEZE HANGER
EJ	PIPE LINE EXPANSION JOINT
	EXPANSION LOOP
	Y-TYPE STRAINER
	BASKET TYPE STRAINER
	DUPLEX BASKET TYPE STRAINER
	IN-LINE SIGHT GLASS
	GAUGE GLASS
	DRIP PAN ELBOW
	THERMOMETER-STEM TYPE
OR P	PRESSURE GAUGE
T	THERMOSTAT GAUGE

VALVES, FITTINGS AND SPECIALTIES

M	METER
WM	WATER METER
GM	N.GAS METER
CAM	COMPRESSED AIR METER
	PUMP
F&T	STEAM TRAP - FLOAT & THERMOSTATIC
B	STEAM TRAP - INVERTED BUCKET
T	STEAM TRAP - THERMOSTATIC
TH	STEAM TRAP - THERMODYNAMIC
ADT	AUTOMATIC DRAIN TRAP - COMPRESSED AIR
AE	AIR ELIMINATOR
	WATER HAMMER ARRESTOR
HS	HYDRAULIC SEPERATOR
AAV	AUTOMATIC AIR VENT

HEATING, VENTILATION AND AIR CONDITIONING

	DUCTWORK (RECTANGULAR)
M	MOTORIZED DAMPER
	OPPOSED BLADE DAMPER
FD	FIRE DAMPER
VD	VOLUME DAMPER
	VOLUME EXTRACTOR
	TURNING VANES
	TAP-IN FITTING
	WYE-TEE
	ROUND DUCT TURNING TOWARD
	SUPPLY DUCT TURNING TOWARD
	SUPPLY DUCT TURNING AWAY
	ACOUSTIC DUCT INSULATION INTERNAL - SINGLE LINE
	FLEXIBLE DUCTWORK
	VAV BOX WITH ATTENUATOR
	VAV BOX
	SUPPLY AIR DIFFUSER (SEE SPECIFICATION FOR TYPE)
100	DOOR GRILLE - FIGURE INDICATES L/s
	FAN
	HUMIDIFIER
DP	DEW POINT SENSOR & TRANSMITTER
T	THERMOSTAT
H	HUMIDISTAT
LS	LEVEL SWITCH
M	DAMPER ACTUATOR
T	TEMPERATURE SENSOR
	DUCTWORK (ROUND)
	ACOUSTIC DUCT INSULATION - INTERNAL
	PARALLEL BLADE DAMPER
SD	SMOKE DAMPER
FD/SD	COMBINATION FIRE & SMOKE DAMPER
	REDUCER
	ELBOW
	CONICAL TEE FITTING
	SPLITTER DAMPER
	ROUND DUCT TURNING AWAY
	RETURN DUCT TURNING TOWARD
	RETURN DUCT TURNING AWAY
	SILENCER
	FLEXIBLE CONNECTION
	VAV BOX WITH RHC & ATTENUATOR
CV	CONSTANT VOLUME BOX
	RETURN AIR GRILLE (SEE SPECIFICATION FOR TYPE)
	AIR FLOW MEASURING STATION
CC	COOLING COIL
PHC	PREHEAT COIL
RHC	REHEAT COIL
P	PRESSURE SENSOR & TRANSMITTER
HS	EF FMN SWITCH
CO	CO SENSOR
VOC	VOC SENSOR
NO2	NO2 SENSOR

HEATING, VENTILATION AND AIR CONDITIONING

AIR DISTRIBUTION BOXES

400 / 200 / 200 / 400 — AIR DISTRIBUTION BOX (AIR QUANTITIES AS INDICATED)

AIR DISTRIBUTION BOX (AIR QUANTITIES EQUAL IN ALL DIEACTIONS)

REGISTERS AND GRILLES

TYPE (SEE SPEC.) | SIZE | L/s TOTAL

XX-400x500-450

DIFFUSERS

TYPE (SEE SPEC) | THROAT SIZE | L/s TOTAL

XX-150-450

LINEAR DIFFUSER

LENGTH | No OF SLOTS A=1/2" SLOT B=3/4" SLOT | PATTERN 1=1 WAY 2=2 WAY D=DOWNBLAST | AIR QUANTITY [L/s] | PLENUM SIZE

3000-3A-D-250-200X150

FINNED TUBE LINEAR CONVECTORS

TYPE | FINNED LENGTH | ENCLOSURE HEIGHT | KW

A-900-600-0.9

EQUIPMENT IDENTIFICATION

ITEM — UNIT COUNTER

XX-XXX

AC	AIR CONDITIONING UNIT	ACCU	AIR COOLED CONDENSING UNIT
BS	BOILER (STEAM)	BW	BOILER (HOT WATER)
C	AIR COMPRESSOR	CAC	COMPUTER ROOM A/C UNIT
CC	COOLING COIL	CT	COOLING TOWER
D	COMPRESSED AIR DRYER	DH	DOOR HEATER
E	EVAPORATOR REFRIGERATION	EAO	EXHAUST AIR OUTLET
EC	EVAPORATOR CONDENSER	EF	EXHAUST FAN
FAI	FRESH AIR INTAKE	EH	ELECTRIC HEATER
FLC	FINNED-TUBE LINEAR CONVECTOR	FC	FAN COIL
H	HUMIDIFIER	GV	GRAVITY VENTILATOR (ROOF VENTILATOR)
DWH	DOMESTIC WATER HEATER	HC	HEATING COIL
AHU	AIR HANDELING UNIT	DWH-I	DOMESTIC WATER HEATER INSTANTANEOUSLY
M	METER	HX	HEAT EXCHANGER
MAU	MAKE-UP AIR UNIT	MAH	MAKE-UP AIR HEATER
MZ	MULTI-ZONE UNIT	MS	MOISTURE SEPARATOR
GI	GEASE INTERCEPTOR	OI	OIL INTERCEPTOR
PHC	PRE-HEAT COIL	P	PUMP
RC	REFRIGERATION COMPRESSOR OR CHILLER	PRV	PRESSURE REDUCING VALVE
RF	RETURN AIR FAN	RV	RELIEF VALVE
RP	RADIANT PANELS	RHC	REHEAT COIL
SF	SUPPLY FAN	RTU	ROOFTOP UNIT
T	TANK (WITHOUT BUILT-IN HEATER)	SL	SILENCER
TUF	TERMINAL UNIT - FAN	SP	SUBMERSIBLE PUMP
WF	WALL FIN RADIATION	TU	TERMINAL UNIT
SM	SNOW MELTING MANIFOLD	UH	UNIT HEATER
FAC	CABINET FORCE FLOW HEATER	RFH	RADIANT FLOOR HEATING MANIFOLD

ABBREVIATION

A.F.F.	ABOVE FINISHED FLOOR	INV. EL.	INVERT ELEVATION
B.O.D.EL.	BOTTOM OF DUCT ELEVATION	N.C.	NORMALLY CLOSED
B.O.P.EL.	BOTTOM OF PIPE ELEVATION	NFRH	NON-FREEZE ROOF HYDRANT
¢ EL.	CENTER LINE OF PIPE ELEVATION	N.I.C.	NOT IN CONTRACT
C.C.	COOLING COIL	N.O.	NORMALLY OPENED
CO	CLEANOUT	O.A.	OUTSIDE AIR
CTE	CONNECT TO EXISTING	O.B.B.	OPPOSED BLADE BALANCING
CW	COLD WATER (DOMESTIC)	O.E.D.	OPEN ENDED DUCT
DWH	DOMESTIC WATER HEATER (STORAGE TANK)	PHC	PREHEAT COIL
DWH-I	DOMESTIC WATER (INSTANTANEOUS)	R.A.	RETURN AIR
E.A.	EXHAUST AIR	RHC	REHEAT COIL
F.F.L.	FINISHED FLOOR LEVEL	RWL	RAINWATER LEADER
F.M.S.	FLOW MEASURING STATION	S.A.	SUPPLY AIR
F.U.	FUXTURE UNITS	T.O.D.	TOP OF DUCT
		T.O.P.	TOP OF PIPE
HW	HOT WATER (DOMESTIC)	U.C.	UNDER CUT
HWR	HOT WATER RETURN	U/S	UNDER SIDE

CLIENT

CITY OF TORONTO

TORONTO

Corporate Real Estate Management
Project Management Office
Metro Hall Toronto, ON
M5V 3C6

COPYRIGHT

This drawing has been prepared solely for the intended use, thus any reproduction or distribution for any purpose other than authorized by Arcadis is forbidden. Written dimensions shall have precedence over scaled dimensions. Contractors shall verify and be responsible for all dimensions and conditions on the job, and Arcadis shall be informed of any variations from the dimensions and conditions shown on the drawing. Shop drawings shall be submitted to Arcadis for general conformance before proceeding with fabrication.

Arcadis Professional Services (Canada) Inc.

ISSUES

No.	DESCRIPTION	DATE
A	50% SUBMISSION	2022-04-27
B	90% SUBMISSION	2022-07-29
C	ISSUED FOR PERMIT	2022-07-29
D	ISSUED FOR TENDER	2025-04-11

CONSULTANTS

SEAL

PRIME CONSULTANT

ARCADIS

100 - 175 Galaxy Blvd,
Toronto, ON M9W 0C9, Canada
tel 416 679 1930
www.arcadis.com

PROJECT TITLE

CITY OF TORONTO ACCESSIBILITY UPGRADES

PROJECT ADDRESS

PROJECT NO:
9119- 19- 0162 / Arcadis 30279056

DRAWN BY:	CHECKED BY:
K.DURUKAN	**B.LIAO**
PROJECT MGR:	APPROVED BY:
N. FRISCIC	**S. LIU**

SHEET TITLE

MECHANICAL LEGEND SHEET 1 OF 2

SHEET NUMBER G05-GAL-G3001

ISSUE D

SCALE CHECK 1 in 10mm

Autodesk Docs://122260 - CoT TAU Upgrades R2024/122260-TAU-G03-General-R20.rvt

4/29/2025 12:33:00 PM

CONTROLS POINT FUNCTION ABBREVIATION

FIRST LETTER		SECOND LETTER		THIRD LETTER		FOURTH LETTER	
A	AIR	A	H-O-A STATUS	H	HIGH	H	HIGH
C	COMPRESSED GAD	C	CLOSE	L	LOW	L	LOW
D	DAMPER	E	VOLTAGE	X	TRASMITTER		
E	EQUIPMENT	F	FIRE (ALARM) SMOKE	Z	INDICATING TRANSMITTER		
G	NATURAL GAS	FL	FLOW	D	DIFFERENTIAL		
L	LIQUID	H	HUMIDITY				
S	STEAM	I	CURRENT				
V	VALVE	L	LEVEL				
M	MISCELLANEOUS	O	OPEN				
		OL	OVERLOAD				
		OR	OVERRIDE				
		P	PRESSURE				
		SS	START / STOP				
		ST	STATUS				
		T	TEMPERATURE				
		V	VELOCITY / SPEED				
		WT	WINDING TEMPERATURE				
		X	POSITION				
		Y	SERIAL COMM'S				

BMS POINT
NOTE: IF AN INSTRUMENT IS NOT DESIGNATED AS A TRANSMITTER "X" OR AN INDICATING TRANSMITTER "Z", IT IS A SENSOR OR SWITCH, DEPENDING ON POINT TYPE.

XX - YYYY

POINT FUNCTION ABBREVIATION
POINT TYPE

AI: ANALOG INPUT
AO: ANALOG OUTPUT
DI: DIGITAL INPUT
DO: DIGITAL OUTPUT
HW: HARDWIRED
SC: SERIAL COMMINICATION

e.g. DO - ESS

START / STOP
EQUIPMENT
DIGITAL OUTPUT

GENERAL NOTES

1. FOR ROOF OPENING AND ROOF CURB DETAILS SEE ARCHITECTURAL DRAWINGS.
2. ALL FRESH AIR OR EXHAUST AIR LOUVRES IN BUILDING WALLS BY GENERAL TRADES UNLESS OTHERWISE NOTED. FOR DETAILS SEE ARCHITECTURAL DRAWINGS.
3. ALL STORM COLLAR FLASHINGS BY MECHANICAL FOR DETAILS OF FLASHINGS SEE ARCHITECTURAL DRAWINGS.
4. THE CONTRACTOR SHALL VERIFY ALL CONDITIONS AND MEASUREMENTS AT THE SITE AND REPORT TO THE OWNER'S REPRESENTATIVE ANY DISCREPANCIES OR UNSATISFACTORY CONDITIONS WHICH MAY ADVERSELY AFFECT THE PROPER COMPLETION OF THE WORK.
5. DIMENSIONS SHOWN ARE FOR PREFERRED LOCATION AND GENERAL ARRANGEMENT OF MECHANICAL SYSTEMS. IT SHALL REMAIN THE CONTRACTORS RESPONSIBILITY TO ENSURE OVERALL COORDINATION OF HIS WORK WITH OTHER TRADES. SHOULD DEVIATION FROM LOCATIONS SHOWN ON DRAWINGS BECOME NECESSARY DUE TO CONFLICTS WITH OTHER TRADES OR LOCAL PROBLEMS THEY MUST BE BROUGHT TO THE ATTENTION OF THE OWNER'S REPRESENTATIVE FOR APPROVAL PRIOR TO PROCEEDING WITH WORK.
6. THIS IS THE STANDARD SHEET FORM NOT ALL ITEMS ARE ASSOCIATED WITH THIS PROJECT.
7. ALL EXISTING SERVICES TO REMAIN UNLESS NOTED OTHERWISE.
8. ALL SYSTEMS TO REMAIN FUNCTIONAL UNLESS PERMISSION FOR SHUTDOWN IS GRANTED BY THE OWNER.

GENERAL NOTES: PLUMBING & DRAINAGE

1. ALL SANITARY DRAINS NPS 4 SIZE & LARGER SHALL SLOPE AT 1.0%. ALL SANITARY DRAINS NPS 3 & SMALLER SHALL SLOPE AT 2%.
2. ALL PLUMBING, DRAINAGE & VENTING SHALL BE IN CONFORMANCE WITH PART 7 OF THE O.B.C. AND IS THE RESPONSIBILITY OF THE PLUMBING CONTRACTOR.
3. ALL VENTING AND TRAP SEAL PRIMER NOT SHOWN BUT REQUIRED, SHALL BE BY PLUMBING CONTRACTOR.
4. ALL DOMESTIC COLD AND HOT WATER PIPING SHALL BE THERMALLY INSULATED.
5. ALL ABOVE GROUND HORIZONTAL RAIN WATER LEADER AND STORM DRAIN SHALL BE THERMALLY INSULATED.

GENERAL NOTES: FIRE PROTECTION

1. ALL MATERIAL SHALL BE UNDERWRITER'S LABORATORIES OF CANADA (ULC) LISTED AND SHALL COMPLY WITH THE OWNER'S INSURER'S STANDARDS AND REQUIREMENTS AND LOCAL AUTHORITIES HAVING JURISDICTION.
2. FIRE PROTECTION CONTRACTOR TO COORDINATE ON SITE WITH OTHER TRADES BEFORE ANY WORK IS DONE. ANY SERVICE RELOCATION DUE TO INSUFFICIENT COORDINATION TO BE DONE AT NO EXTRA COST TO THE OWNER. BEFORE PROCEEDING WITH WORK, DUCTWORK, PIPING AND ELECTRICAL DRAWINGS TO BE STUDIED BY FIRE PROTECTION CONTRACTOR. SHOP DRAWINGS TO REFLECT COORDINATED ELEVATIONS.
3. REFER TO MECHANICAL AND ELECTRICAL DRAWINGS FOR SIZE AND LOCATION OF DUCTWORK, PIPING, AND LIGHTING FIXTURES, ETC.
4. DETAILED FIRE PROTECTION DESIGN SHOP DRAWINGS TO BE STAMPED BY PROFESSIONAL ENGINEER LICENSED IN ONTARIO AND TO BE SUBMITTED TO CONSULTANT AND AUTHORITY HAVING JURISDICTION FOR REVIEW.
5. PROVIDE TYPE ABC FIRE EXTINGUISHERS AS PER ONTARIO FIRE CODE. FINAL LOCATION TO BE COORDINATED ON FIELD.
6. FIRE PROTECTION CONTRACTOR TO PROVIDE PIPE HANGERS AS PER NFPA 13.
7. FIRE PROTECTION SYSTEM SHALL BE SUPPLIED AND INSTALLED IN ACCORDANCE WITH THE LATEST EDITION OF NFPA 13.
8. CONTRACTOR TO CONDUCT FLOW TEST AND USE THE RESULTS FOR HYDRAULIC CALCULATIONS.
9. HYDRAULIC CALCULATION SHALL START AT FIRE MAIN BUILDING CONNECTION. MAXIMUM SYSTEM PRESSURE TO BE 35KPA (5 PSI) LESS THAN THE PRESSURE TEST RESULT AT REQUIRED FLOW RATE, TO ACCOUNT FOR FUTURE FLUCTUATION IN WATER SUPPLY PRESSURE .
10. PIPE DIMENSIONS TO BE DETERMINED BY THE RESULTS OF HYDRAULIC CALCULATION.
11. SPRINKLER SYSTEMS TO BE HYDRAULICALLY DESIGNED TO DELIVER THE DENSITIES OVER THE MOST REMOTE AREA AS LISTED IN THE SCHEDULE
12. SPRINKLER COVERAGES INDICATED ARE TO BE CONFIRMED BY FIRE PROTECTION CONTRACTOR.
13. PROVIDE SPRINKLER PROTECTION UNDER ALL PLATFORMS INCLUDING BUT NOT LIMITED TO CONVEYORS, STAIRS, CATWALKS, SHELVING PLATFORMS, OVERHEAD DOORS, MEZZANINES, DUCTS OR ANY OBSTRUCTIONS WIDER THAN 1200MM.
14. SPRINKLER SHOWN ARE FOR COORDINATION PURPOSE ONLY. FINAL LOCATION OF THE SPRINKLERS TO BE DETERMINED BY FIRE PROTECTION CONTRACTOR BASED ON HYDRAULIC CALCULATIONS.
15. USE UPRIGHT SPRINKLER IN SPACE WITHOUT CEILING.
16. LOCATE SPRINKLER HEADS IN THE CENTRE OF CEILING TILES.
17. SPRINKLER HEAD LOCATION TO BE COORDINATED WITH ARCHITECT PRIOR TO SHOP DRAWING PRODUCTION.
18. PIPING AND SPRINKLER HEADS MARKED FOR DEMOLITION TO BE REMOVED AND DISPOSED OF FROM SITE UNLESS OTHERWISE NOTED.
19. REFER TO EXISTING SHOP DRAWINGS.
20. ALL EXISTING SPRINKLERS TO BE ADJUSTED TO SUIT NEW BUILDING LAYOUT IN ACCORDANCE WITH NFPA 13.
21. PROVIDE FIRE WATCH DURING SHUT DOWN.

GENERAL NOTES: HVAC

1. ALL DUCTWORK TO BE INSTALLED TO LOW-PRESSURE DUCTWORK TO S.M.A.C.N.A. STANDARDS.
2. DUCTWORK: FABRICATED OF PRIME QUALITY GALVANIZED STEEL SHEETS WITH Z275 (G90) DESIGNATION ZINC COATING TO ASTM A653/A653M
3. ALL DUCTWORK C/W SEAL CLASS 'A' AS PER S.M.A.C.N.A. STANDARDS.
4. ALL EXHAUST DUCTWORK SHALL BE THERMALLY INSULATED FOR 1500mm BEFORE EXITING THE BUILDING ENVELOPE.
5. ALL FLEXIBLE DUCT TO BE MAXIMUM 3000MM LONG AND INSULATED.
6. ALL SUPPLY AIR DUCTWORK INSIDE CEILING SPACE SHALL BE THERMALLY INSULATED.
7. ALL REFRIGERANT LINES SHALL BE THERMALLY INSULATED.
8. ALL CONDENSATE DRAIN SHALL BE THERMALLY INSULATED.
9. ALL CONTROL WIRING SHALL BE FT-6 RATED.

4/29/2025 12:33:00 PM

CLIENT

CITY OF TORONTO

TORONTO

Corporate Real Estate Management
Project Management Office
Metro Hall Toronto, ON
M5V 3C6

COPYRIGHT
This drawing has been prepared solely for the intended use, thus any reproduction or distribution for any purpose other than authorized by Arcadis is forbidden. Written dimensions shall have precedence over scaled dimensions. Contractors shall verify and be responsible for all dimensions and conditions on the job, and Arcadis shall be informed of any variations from the dimensions and conditions shown on the drawing. Shop drawings shall be submitted to Arcadis for general conformance before proceeding with fabrication.

Arcadis Professional Services (Canada) Inc.

ISSUES

No.	DESCRIPTION	DATE
A	50% SUBMISSION	2022-04-27
B	90% SUBMISSION	2022-07-29
C	ISSUED FOR PERMIT	2022-07-29
D	ISSUED FOR TENDER	2025-04-11

CONSULTANTS

SEAL

PRIME CONSULTANT

ARCADIS

100 - 175 Galaxy Blvd,
Toronto, ON M9W 0C9, Canada
tel 416 679 1930
www.arcadis.com

PROJECT TITLE
CITY OF TORONTO
ACCESSIBILITY UPGRADES

PROJECT ADDRESS

PROJECT NO:
9119- 19- 0162 / Arcadis 30279056

DRAWN BY:	CHECKED BY:
K.DURUKAN	**B.LIAO**
PROJECT MGR:	APPROVED BY:
N. FRISCIC	**S. LIU**

SHEET TITLE
MECHANICAL LEGEND
SHEET 2 OF 2

SHEET NUMBER
G05-GAL-G3002

ISSUE
D

SCALE CHECK 10mm 1 in

Autodesk Docs://122260 - CoT TAU Upgrades R2024/122260-TAU-G03-General-R20.rvt

SYMBOL	DESCRIPTION
	GENERAL
	NORTH ARROW ARROW INDICATES PROJECT NORTH
N# E-###	NOTE REFERENCE TAG N# – DENOTES NOTE NUMBER E-### – DENOTES DRAWING NUMBER
	BURIED GROUNDING CONDUCTOR
	LIGHTNING GROUND CONDUCTOR
	GROUND ROD C/W INSPECTION CAN
	GROUNDING CONDUCTOR CONNECTION
	AIR TERMINAL (LIGHTNING ROD)
	CONDUCTOR DOWN TO BUILDING GROUND LOOP
	DIRECT BURIED CONDUIT(S) OR CABLE(S)
	CONCRETE ENCASED CONDUIT(S)
	EXPOSED CONDUIT OR CABLE
	CONDUIT OR CABLE TURNING UP
	CONDUIT OR CABLE TURNING DOWN
	SLOPE – ARROW INDICATES DOWNWARD SLOPE
MH	MANHOLE
HH	HAND HOLE
PB	CONCRETE PULL BOX (MINIMUM INTERNAL DIMENSIONS: 900x610x900)
P	PULL BOX
H	UTILITY POLE
	POWER AND CONTROL
PP-EBA1	POWER AND/OR DISTRIBUTION PANELBOARD – SURFACE MOUNTED
TX	PAD MOUNT TRANSFORMER
TX	SUSPENDED TRANSFORMER
PP-EBA1	DENOTES PANEL
1	DENOTES SEQUENTIAL IDENTIFIER (1,2,3,...)
A	DENOTES REDUNDANCY IDENTIFIER (A,B)
B	DENOTES FLOOR (B,1,2,3) *UPS PANELS DENOTE PDU SOURCE
E	DENOTES NON-LIFE SAFETY
LS	DENOTES LIFE SAFETY
L	DENOTES LIGHTING
U*	DENOTES UNINTERRUPTIBLE POWER SUPPLY *U2A1 DENOTES FROM PDU-U2A
DP	DISTRIBUTION PANEL
PP	POWER PANEL
RP	RECEPTACLE PANEL
LP	LIGHTING PANEL
SW	SWITCHBOARD
T	TRANSFORMER
PDU	POWER DISTRIBUTION UNIT

MECHANICAL OR ELECTRICAL EQUIPMENT

EF 1 — TAG NUMBER

AC – AIR CONDITIONING UNIT
ACC – AIR COOLED CONDENSER UNIT
C – COMPRESSOR
CH – CABINET UNIT HEATER
CU – CONDENSER UNIT
DH – DOOR HEATER
EF – EXHAUST FAN
ETU – EXHAUST TERMINAL UNIT
EW – EYE WASH
H – HUMIDIFIER
HV – HEATING AND VENTILATING UNIT
HW – HOT WATER HEATER
MD – MOTORIZED DAMPER
P – PUMP
RAF – RETURN AIR FAN
SF – SUPPLY FAN
UH – UNIT HEATER
V – VENTILATING UNIT

SYMBOLS AND LEGEND AS APPLICABLE

SYMBOL	DESCRIPTION
	COMBINATION MAGNETIC STARTER
	MAGNETIC STARTER
	MANUAL STARTER
$M	HORSEPOWER RATED MOTOR TOGGLE SWITCH
$HOA	HORSEPOWER RATED MOTOR HAND/OFF/AUTO SWITCH
	DISCONNECT SWITCH – NON-FUSIBLE
F	FUSED DISCONNECT SWITCH
MD	MOTORIZED DAMPER
CP	CONTROL PANEL
J	JUNCTION BOX
M	MOTOR
	BLANK JUNCTION BOX
TBS	TERMINAL BOX WITH TERMINAL STRIPS
	BASEBOARD HEATING UNIT
CH	ELECTRIC CONVECTION HEATER
FF	ELECTRIC FORCE-FLOW HEATER
D	DOOR CONTROL PANEL
DL	DOCK LEVELER
	SINGLE RECEPTACLE
	DUPLEX RECEPTACLE
	TWO DUPLEX RECEPTACLES WITH BARRIER
	GFCI DUPLEX RECEPTACLE
	COMBINATION DUPLEX RECEPTACLE/TELECOMMUNICATION OUTLET (DUPLICATED ON COMMS DRAWINGS)
	COMBINATION TWO DUPLEX RECEPTACLES/TELECOMMUNICATION OUTLET (DUPLICATED ON COMMS DRAWINGS AS COMBINATION DUPLEX RCT) WITH BARRIER BETWEEN RECEPTACLES
	COMBINATION MULTI-RECEPTACLE/TELECOMMUNICATION FLOOR BOX (DUPLICATED ON COMMS DRAWINGS)
	LINE DENOTES ABOVE COUNTER HEIGHT OUTLET 1200 AFF OR 300 ABOVE COUNTER, UNLESS OTHERWISE NOTED
	DESIGNATIONS FOR RECEPTACLE TYPES A RACK RECEPTACLE L-20R B L21-20R C CEILING D DEPRESSED WITH FLOOR SLAB/ACCESS FLOOR E ENCLOSURE F FURNITURE MTD GFCI GROUND FAULT CIRCUIT INTERRUPTER H 5-30R S MTD ON SURFACE OF FLOOR U UNDERFLOOR
	DIRECT CONNECTION TO EQUIPMENT
T	THERMOSTAT
	SWITCH HEATER/BLOWER
T	HIGH/LOW TEMPERATURE THERMOSTAT
	WEATHERPROOF PUSHBUTTON FOR POWER OPERATED DOOR
	FURNITURE FEED – POWER
	MISCELLANEOUS
WC	DYNAMIC GLASS WINDOW CONTROLLER
ZC	DYNAMIC GLASS ZONE CONTROLLER
	CLOCK
	NETWORK ATTACHED POE CLOCK WITH NETWORK CONNECTION 'C' – CEILING/PENDANT 'W' – WALL/SURFACE MOUNT 'S' – SINGLE SIDE 'D' – DOUBLE SIDE 2.5" 2.5"(64MM) DIGIT DISPLAY 4" 4" (100MM) DIGIT DISPLAY

SYMBOLS AND LEGEND AS APPLICABLE

SYMBOL	DESCRIPTION
	HEAT TRACING
HT-STORM I II	DIRECT CONNECTION TO HEAT TRACING: I – HEAT TERACING II – PIPE SYSTEM ID STORM SANITARY TPL: TRAP SEAL PRIMER DCW: DOMESTIC COLD WATER
T HT	HEAT TRACING THERMOSTAT
	HEAT TRACING IN LINE TEMPERATURE SENSOR
	LIGHTING
L01 L2B1-28.1	TYPICAL LUMINAIRE NOMENCLATURE: L01 – DENOTES LUMINAIRE TYPE L2B1-28.1 – DENOTES CIRCUIT NUMBER L2B1 – DENOTES PANELBOARD (REFER TO POWER AND CONTROL) 28 – DENOTES CIRCUIT NUMBER .1 – DENOTES CONTROL NUMBER
	CEILING OR PENDANT MOUNTED LUMINAIRE
	WALL MOUNTED LUMINAIRE
P01	POLE MOUNTED LUMINAIRE P01-LUMINAIRE TYPE
OR $	CEILING, PENDANT OR WALL MOUNTED LUMINAIRE LIGHT SWITCH **DESIGNATIONS FOR LIGHT SWITCHES** 3 – 3-WAY 4 – 4-WAY D – DIMMER MC – MOMENTARY CONTACT P – PILOT LIGHT K – KEY OPERATED LV – LOW VOLTAGE
OR OR	LUMINAIRE ON LIFE SAFETY CIRCUIT
OS	OCCUPANCY SENSOR
PE	PHOTO-ELECTRIC CONTROL
	EXIT SIGN – CEILING MOUNTED ARROW DENOTES DIRECTION CHEVRON
	EXIT SIGN – WALL MOUNTED
	EMERGENCY LIGHTING BATTERY WITH 2 HEADS AND SINGLE RECEPTACLE
	EMERGENCY LIGHTING BATTERY FOR REMOTE HEADS AND SINGLE RECEPTACLE
	DOUBLE REMOTE EMERGENCY LIGHTING HEADS
#	SPACE TYPE FOR LIGHTING CONTROL. REFER TO SCHEDULE IN SPECIFICATION SECTION 16590
	COMMUNICATIONS COMMUNICATION OUTLET: – SOLID DENOTES COPPER CONDUCTORS – OPEN DENOTES OPTICAL FIBRE CONDUCTORS – BOXED DENOTES INDUSTRIAL OUTLET
	FLUSH WITH SURFACE COMMUNICATIONS PASS TROUGH FURNITURE FEED F – DENOTES FLOOR MOUNTED
	COMBINATION DUPLEX RECEPTACLE(S)/TELECOMMUNICATION OUTLET/FLOOR BOX (DUPLICATED ON POWER DRAWINGS) TELECOMMUNICATIONS ENCLOSURE
XXX # M	**DESIGNATIONS FOR COMMUNICATION OUTLETS** XXX CABLE TERMINATION # QUANTITY M MOUNTING STYLE S – SURFACE MTD P – PENDANT F – FURNITURE R – RACK MOUNT PATCH PANEL W – FLUSH WITH SURFACE WALL MOUNTED D – DEPRESSED WITH FLOOR SLAB/ACCESS FLOOR C – CEILING O – OVERHEAD

SYMBOLS AND LEGEND AS APPLICABLE

SYMBOL	DESCRIPTION
	CCTV
	INDOOR PTZ CAMERA
	INDOOR FIXED CAMERA
	OUTDOOR/WALL/ROOF MOUNTED PTZ CAMERA
	OUTDOOR/WALL/ROOF MOUNTED FIXED CAMERA
	OUTDOOR FIXED CAMERA POLE MOUNTED
	OUTDOOR PTZ CAMERA POLE MOUNTED
6m,A	STEEL POLE BASE MOUNTED 6m – DENOTES POLE HEIGHT A – DENOTES POLE BASE TYPE A – 900mm HIGH CONCRETE BASE, NOT HINGED B – 300mm HIGH CONCRETE BASE, HINGED
RP2	REMOTE PANEL RP2 DENOTES REMOTE PANEL NO.2
VD 2	CLOSED CIRCUIT TELEVISION VIDEO DISPLAY 2 DENOTES MONITOR TYPE
	SECURITY
	SECURITY CONTROL PANEL
GS	GLASS BREAK DETECTOR
KP	KEY PAD
CR	CARD READER
MS	DOOR MONITOR SWITCH
DI	DATA IN
DO	DATA OUT
DK	DOOR BY-PASS KEYED SWITCH
DS	ELECTRIC DOOR STRIKE
ML	MAGNETIC DOOR LOCK
HC	ELEVATOR HALL CALL BUTTON
CC	ELEVATOR CARD CALL BUTTON
K	MAGNETIC LOCK RELEASE/RESET KEY
PE	PUSH TO EXIT
TE	TRANSOM REQUEST TO EXIT
AA	AUDIBLE ANNUNCIATOR
PA	POWER ASSIST
	POWER ASSIST CONNECTION
DR	DOOR RELEASE
	PUSH BUTTON REMOTE RELEASE
	PUSH BUTTON DURESS
	PUSH BAR BOLT RETRACT
	PUSH BAR ELECTRIC BOLT RETRACT
IR	PASSIVE INFRARED MOTION DETECTOR

SYMBOLS AND LEGEND AS APPLICABLE

SYMBOL	DESCRIPTION
	PUBLIC ADDRESS & INTERCOM
D I/C	INTERCOM C – AUDIO E – EMERGENCY CALL H – HANDSET P – PANEL S – SERVER V – VIDEO A – AUDIO SIREN & STROBE D – WITH IMAGE DISPLAY E – ELEVATOR F – FURNITURE MTD M – MAINTENANCE S – COMMUNICATION STATUS INDICATOR
S	PA SPEAKER
P ZA	HORN/CONE SPEAKER ZA – DENOTES ZONE A
A	AMPLIFIER
ED	END OF LINE DEVICE
	FIRE ALARM
	FIRE ALARM CONTROL PANEL
ANN	REMOTE ANNUNCIATOR PANEL
AZ-##	FIRE ALARM ZONE NUMBER
A	CO2 ABORT STATION
C	ACTIVE FIELD DEVICE – COMBINATION CONTROL AND MONITOR MODULE
CS	COMBINATION HEAT AND SMOKE DETECTOR
D	CO2 DUMP STATION
DH	MAGNETIC DOOR HOLDER DEVICE
E	EMERGENCY POWER OFF STATION
FS	SPRINKLER SYSTEM FLOW ALARM SWITCH
H	COMBINATION RATE OF RISE AND FIXED TEMPERATURE HEAT DETECTOR
ID	DUCT SMOKE DETECTOR
IL	ISOLATOR MODULE
IR	INFRA RED DETECTOR
M	ALARM MONITOR CONTACT
P	POST INDICATOR VALVE
PS	PRESSURE SWITCH
R	FIRE ALARM RELAY
S A	AREA SMOKE DETECTOR A DENOTES ASPIRATION TYPE U DENOTES BELOW RAISED FLOOR
S	AREA SMOKE DETECTOR COMPLETE WITH REMOTE ALARM LIGHT
V	SPRINKLER SYSTEM SUPERVISED VALVE
V	AIR SAMPLING SMOKE DETECTOR
F	FIRE ALARM BELL
F	FIRE ALARM HORN
F	FIRE ALARM MINI HORN C/W STROBE LIGHT
	STROBE LIGHT
R	WARNING LIGHT
F A	FIRE ALARM MANUAL PULL STATION (RED)
F B	MANUAL RELEASE PULL STATION (BLUE)
	ABORT PUSH BUTTON
ED	END OF LINE DEVICE
F A	FIREMAN'S TELEPHONE HANDSET

SYMBOLS AND LEGEND AS APPLICABLE

CLIENT

CITY OF TORONTO

TORONTO

Corporate Real Estate Management
Project Management Office
Metro Hall Toronto, ON
M5V 3C6

COPYRIGHT
This drawing has been prepared solely for the intended use, thus any reproduction or distribution for any purpose other than authorized by Arcadis is forbidden. Written dimensions shall have precedence over scaled dimensions. Contractors shall verify and be responsible for all dimensions and conditions on the job, and Arcadis shall be informed of any variations from the dimensions and conditions shown on the drawing. Shop drawings shall be submitted to Arcadis for general conformance before proceeding with fabrication.

Arcadis Professional Services (Canada) Inc.

ISSUES

No.	DESCRIPTION	DATE
A	50% SUBMISSION	2022-01-20
B	90% SUBMISSION	2022-02-22
C	ISSUED FOR PERMIT	2022-03-18
D	ISSUED FOR TENDER	2025-04-11

CONSULTANTS

SEAL

PRIME CONSULTANT

ARCADIS

100 - 175 Galaxy Blvd,
Toronto, ON M9W 0C9, Canada
tel 416 679 1930
www.arcadis.com

PROJECT TITLE
CITY OF TORONTO
ACCESSIBILITY UPGRADES

PROJECT ADDRESS

PROJECT NO:
9119- 19- 0162 / Arcadis 30279056

DRAWN BY:	CHECKED BY:
V. MAC	**M. BOJIC**
PROJECT MGR:	APPROVED BY:
F.BOLOURIAN	**P. WILLIAMS**

SHEET TITLE
ELECTRICAL LEGEND 1

SHEET NUMBER	ISSUE
G05-G4001	D

Autodesk Docs://122260 - CoT TAU Upgrades R2024/122260-TAU-G05-General/R20.rvt

10mm
SCALE CHECK
1 in

2025-05-07 11:09:33 AM

SINGLE LINE

SYMBOL	DESCRIPTION
	POWER TRANSFORMER
	TRANSFORMER
30A	LOW VOLTAGE DISCONNECT SWITCH (NUMBER DENOTES AMPERE RATING)
30A 15A	LOW VOLTAGE FUSED DISCONNECT SWITCH (NUMBER DENOTES AMPERE RATING)
15A	FUSE (NUMBER DENOTES AMPERE RATING)
	CIRCUIT BREAKER
	NORMALLY OPEN CONTACTS
	NORMALLY CLOSED CONTACTS
C	RELAY COIL
	DRAWOUT OR PLUG-IN CONNECTION
600A	MEDIUM VOLTAGE LOAD INTERRUPTER SWITCH - NUMBER DENOTES SWITCH RATING
	GROUND CONNECTION
3	LIGHTNING ARRESTER OR SURGE DIVERTER NUMBER DENOTES QUANTITY
	STRESS CONE
	DELTA/WYE TRANSFORMER CONNECTION WITH WYE POINT RESISTANCE GROUNDED
	DELTA/WYE TRANSFORMER CONNECTION WITH WYE POINT GROUNDED
	WYE/WYE TRANSFORMER CONNECTION
	DELTA/DELTA TRANSFORMER CONNECTION
ATS	AUTOMATIC TRANSFER SWITCH

SYMBOLS AND LEGEND AS APPLICABLE

SYMBOL	DESCRIPTION
	DRAWOUT LOW VOLTAGE CIRCUIT BREAKER
600AF LSIG MO	LOW VOLTAGE CIRCUIT BREAKER WITH SOLID STATE TRIP UNIT AF- BREAKER FRAME UNIT AT - TRIP RATING MO - MANUALLY OPERATED EO - ELECTRICALLY OPERATED L - LONG TIME TRIP FUNCTION S - SHORT TIME TRIP FUNCTION I - INSTANTANEOUS A - GROUND FAULT ALARM G - GROUND FAULT TRIP FUNCTION
3	CONTACTOR, NUMBER DENOTES SIZE OR RATING
Y	GENERATOR
	POWER FACTOR CORRECTION CAPACITOR
L-O L-O	KEY INTERLOCKS
20	MOTOR - NUMBER DENOTES SIZE (HP)
	NEON LIGHT VOLTAGE INDICATOR
M	MANUAL MOTOR STARTER
	MAGNETIC MOTOR STARTER
S F	TWO-SPEED MAGNETIC MOTOR STARTER
	SURGE SUPRESSOR

SYMBOLS AND LEGEND AS APPLICABLE

METERING AND PROTECTION DEVICES

SYMBOL	DESCRIPTION
	CONTROL TRANSFORMER
3 100:5	CURRENT TRANSFORMER, NUMBERS DENOTE QUANTITY AND RATIO
	ZERO SEQUENCE CURRENT TRANSFORMER
2	FIXED FUSE AND FIXED POTENTIAL TRANSFORMER (PT) NUMBER DENOTES QUANTITY
2	WITHDRAWABLE FUSE AND WITHDRAWABLE POTENTIAL TRANSFORMER (PT) NUMBER DENOTES QUANTITY
2	WITHDRAWABLE FUSE AND FIXED POTENTIAL TRANSFORMER (PT) NUMBER DENOTES QUANTITY
HAND OFF AUTO	SELECTOR SWITCH - HAND-OFF-AUTO
	STOP
	START
	PILOT LIGHT
	OVERLOAD
CM	DIGITAL CIRCUIT MONITOR
	VARIABLE FREQUENCY DRIVE

SYMBOLS AND LEGEND AS APPLICABLE

	ABBREVIATIONS		ABBREVIATIONS
AFF	ABOVE FINISHED FLOOR	MCC	MOTOR CONTROL CENTRE
BIX	BIX TYPE PUNCH DOWN IDC TERMINATION	MCOV	MAXIMUM CIRCUIT OPERATING VOLTAGE
BKR	CIRCUIT BREAKER	MECH	MECHANICAL
BLDG	BUILDING	mm	MILLIMETER
BLR	BOILER	mmC	TRADE SIZE CONDUIT IN MILLIMETERS
BOT	BOTTOM OF TRAY	MO	MANUALLY OPERATED
BR	BRIDGE	M/W	MICROWAVE
CC	CONCENTRATOR COMPLEX	MTD	MOUNTED
CD	CANDELA	NC	NORMALLY CLOSED
CP	CONTROL PANEL	NGR	NEUTRAL GROUNDING RESISTOR
CTL	CONTROL	NIC	NOT IN CONTRACT
C/W	COMPLETE WITH	NO	NORMALLY OPEN
CAT6	CATEGORY 6 CABLE	O/H	OVER HEAD
COMMS	COMMUNICATIONS	OC	ON CENTRE
CP	CONTROL PANEL	OESC	ONTARIO ELECTRICAL SAFETY CODE
DISC	DISCONNECT	OVP	OVER VOLTAGE PROTECTION
DIV	DIVISION	PLATF	PLATFORM
DSP	GROUND FAULT PROTECTION SYSTEM	PPT	PATCH PANEL TERMINATION
DSP-CA	CABLE ADAPTER MODULE	R	REMOVE
DSP-CAS	CABLE ADAPTER MODULE	RCT	RECEPTACLE
DSP-DFM	DSP FEEDER MODULE	RJ	U/UTP RJ45 CONNECTION
E	EXISTING TO REMAIN	RM	ROOM
EL	ELEVATION	RR	REMOVE AND RELOCATE
ELEV	ELEVATOR	SC	SHORT CIRCUIT
EMS	ENERGY MANAGEMENT SYSTEM	SLD	SINGLE LINE DIAGRAM
EO	ELECTRICALLY OPERATED BREAKER	SP	SPARE
ETSP	ELECTRONIC TRAP SEAL PRIMER	SRP	SUPPRESSION RELEASE PERIPHERAL
EX	EXISTING	ST	SHUNT TRIP
FB#1	FEEDER CIRCUIT BREAKER (#1 DENOTES NUMBER)	STN	STATION
FEPO	FIREMAN EMERGENCY POWER OFF	STP	SHIELDED TWISTED PAIR CABLE
GFR	GROUND FAULT RELAY	STS	STATIC TRANSFER SWITCH
GND	GROUND	SW	SWITCH
HT	HEAT TRACING	SWBD	SWITCH BOARD
HTR	HEATER	SWGR	SWITCH GEAR
HOA	HAND-OFF-AUTO	TB	TIE CIRCUIT BREAKER
HVAC	HEATING - VENTILATION AND AIR CONDITIONING	TVSS	TRANSIENT VOLTAGE SURGE SUPPRESSOR
IAM	INDIVIDUAL ADDRESSABLE MODULE	TYP	TYPICAL
LAV	LAVATORY	U/G	UNDER GROUND
LCD	LIQUID CRYSTAL DISPLAY	UON	UNLESS OTHERWISE NOTED
LED	LIGHT EMITTING DIODE	VFD	VARIABLE FREQUENCY DRIVE
LSIA	LONG TIME TRIP; SHORT TIME TRIP; INSTANTANEOUS TRIP; GROUND FAULT ALARM	WP	WEATHER PROOF
LSIG	LONG TIME TRIP; SHORT TIME TRIP; INSTANTANEOUS TRIP; GROUND FAULT TRIP	XP	EXPLOSION PROOF
LVL	LEVEL	*	REFER TO A-002 FOR ABBREVIATIONS NOT INCLUDED IN THIS LIST
LVR	LAYOVER		
MB	MAIN CIRCUIT BREAKER		
MBPS	UPS - MAINTENANCE BY-PASS SWITCH - EXTERNAL		

SYMBOLS AND LEGEND AS APPLICABLE

SYMBOLS AND LEGEND AS APPLICABLE

CLIENT

CITY OF TORONTO

TORONTO

Corporate Real Estate Management
Project Management Office
Metro Hall Toronto, ON
M5V 3C6

COPYRIGHT
This drawing has been prepared solely for the intended use, thus any reproduction or distribution for any purpose other than authorized by Arcadis is forbidden. Written dimensions shall have precedence over scaled dimensions. Contractors shall verify and be responsible for all dimensions and conditions on the job, and Arcadis shall be informed of any variations from the dimensions and conditions shown on the drawing. Shop drawings shall be submitted to Arcadis for general conformance before proceeding with fabrication.

Arcadis Professional Services (Canada) Inc.

ISSUES

No.	DESCRIPTION	DATE
A	50% SUBMISSION	2022-01-20
B	90% SUBMISSION	2022-02-22
C	ISSUED FOR PERMIT	2022-03-18
D	ISSUED FOR TENDER	2025-04-11

CONSULTANTS

SEAL

PRIME CONSULTANT

ARCADIS

100 - 175 Galaxy Blvd,
Toronto, ON M9W 0C9, Canada
tel 416 679 1930
www.arcadis.com

PROJECT TITLE
CITY OF TORONTO
ACCESSIBILITY UPGRADES

PROJECT ADDRESS

PROJECT NO:
9119- 19- 0162 / Arcadis 30279056

DRAWN BY:	CHECKED BY:
V. MAC	**M. BOJIC**
PROJECT MGR:	APPROVED BY:
F.BOLOURIAN	**P. WILLIAMS**

SHEET TITLE
ELECTRICAL LEGEND 2

SHEET NUMBER	ISSUE
G05-G4002	D

SCALE CHECK 10mm 1 in

Autodesk Docs://122260- - CoT TAU Upgrades R2024/122260-TAU-G05-General-R20.rvt

2025-05-07 11:09:33 AM

MOUNTING HEIGHTS SCHEDULE

MOUNTING HEIGHTS TO TOP OF DEVICE.
ALL DIMENSIONS ARE ABOVE FINISHED FLOOR (AFF) UNLESS NOTED OTHERWISE.

LIGHT SWITCH	1050mm	
RECEPTACLE - FINISHED AREAS	460mm	
RECEPTACLE - UNFINISHED AREAS	1050mm	
RECEPTACLE - ABOVE COUNTER	300mm	ABOVE COUNTER
DATA OUTLET - FINISHED AREA	460mm	
DATA OUTLET - UNFINISHED AREA	1050mm	
FIRE ALARM MANUAL PULL STATION	1200mm	
FIRE ALARM HORN/STROBE	2460mm	
FIRE ALARM STROBE	2460mm	
FIRE ALARM END OF LINE DEVICE	1500mm	
FIRE ALARM HEAT DETECTOR	CEILING	
FIRE ALARM SMOKE DETECTOR	CEILING	
FIRE ALARM REMOTE ANNUNCIATOR	2000mm	
PANEL	2000mm	
CONTROL PANEL	2000mm	
MOTOR STARTER	1800mm	
DISCONNECT SWITCH	1800mm	
PUSH BUTTON STATION	1050mm	
DOOR ACCESS CONTROL CARD READER	1050mm	
VIDEO INTERCOM	AS PER MANUF. INSTRUCTION	
DOOR BY-PASS KEYED SWITCH	1050mm	
BATTERY OPERATED EMERGENCY LIGHT	2700mm	
EMERGENCY LIGHT BATTERY UNIT	2700mm	
THERMOSTAT	1200mm	

MOUNTING HEIGHTS AS APPLICABLE

GENERAL NOTES:

1. PROVIDE 1-#6 GND WIRE FOR ALL UNDERGROUND EMPTY CONDUITS AND COMMUNICATIONS CONDUITS WITHOUT METAL WIRING/CABLES TO FACILITATE FUTURE DETECTION.

2. NO SPLICES ARE ALLOWED FOR COMMUNICATION CABLES.

3. NO SPLICES ARE ALLOWED BELOW GRADE FOR POWER WIRE AND CABLE.

4. THERE MUST BE A BREAK IN ALL UNDERGROUND CONDUITS OUTSIDE THE BUILDING/TOWERS/ELECTRICAL/COMMUNICATIONS/BOILER ROOM TO ALLOW DRAINAGE OF RACEWAY BEFORE ENTERING THE ROOMS.

5. PROVIDE LAYOUT (WITH DIMENSIONS) OF ALL UNDERGROUND PULL POINTS INCLUDING HAND HOLES, MAN HOLES AND CONCRETE PULL BOXES TO THE CONSULTANT FOR APPROVAL PRIOR TO INSTALLATION.

6. INSTALL HAND HOLES AWAY FROM MAJOR TRAFFIC AREAS (TYPICAL).

7. PROVIDE HEAT TRACING PROTECTION FOR WATER PIPES, STORM PIPES AND SANITARY PIPES AS SHOWN ON ELECTRICAL DRAWINGS. REFER TO MECHANICAL DRAWINGS FOR PIPING LAYOUT. HEAT TRACING SHALL BE RAYCHEM MODEL #8XL-TRACE, 208V, 1PH, SELF REGULATING TRACING CABLE OR APPROVED EQUIVALENT, C/W POWER SUPPLY MODULE, THERMOSTAT AND ALL ACCESSORIES FOR A COMPLETE AND FUNCTIONING SYSTEM. STARTUP TEMPERATURE -29°C (-20°F).

8. WHERE CONDUITS ARE INSTALLED ACROSS EXPANSION JOINTS, PROVIDE CONDUITS WITH EXPANSION/CONTRACTION FITTINGS.

9. <u>ELEVATOR FIRE ALARM AUTOMATIC RECALL:</u>
ELEVATOR LOBBY MOUNTED FIRE DETECTORS AND SECURITY PANEL TO RECALL ELEVATORS TO DESIGNATED LEVEL UPON FIRE ALARM. SHOULD DETECTOR AT DESIGNATED LEVEL ELEVATOR LOBBY INDICATE FIRE, ELEVATOR TO BE DIRECTED TO ALTERNATE LEVEL. REFER TO ELEVATOR AUTOMATIC FIRE RECAL SCHEDULE. ELEVATOR CONTRACTOR TO COORDINATE WITH TSSA AND CONFIRM DESIGNATED/ALTERNATE LEVELS.

10. SMOKE DETECTOR AT TOP OF ELEVATOR SHAFT TO BE AIR SAMPLING SMOKE DETECTOR TYPE. INSTALL CONTROL UNIT IN A TAMPER PROOF ENCLOSURE (NEMA 4X) OUTSIDE OF ELEVATOR CLOSET. AIR SAMPLING SMOKE DETECTOR TO BE EST READY SET BY EDWARDS OR APPROVED EQUAL.

11. SITE PLAN DRAWINGS INDICATE UNDERGROUND POWER CONDUITS AND CORRESPONDING PULL POINTS (CONCRETE PULL BOXES, HAND HOLES OR MAN HOLES). WHERE OEC REQUIRES ADDITIONAL PULL POINTS FOR WIRING SEPARATION, PROVIDE ADDITIONAL CONCRETE PULL BOX (OR HAND HOLE) AS REQUIRED. IF AN ADDITIONAL MAN HOLE IS REQUIRED, IT IS PREFERRED TO PROVIDE AN ADDITIONAL HAND HOLE OR CONCRETE PULL BOX IF POSSIBLE.

CLIENT
CITY OF TORONTO
TORONTO
Corporate Real Estate Management
Project Management Office
Metro Hall Toronto, ON
M5V 3C6

COPYRIGHT
This drawing has been prepared solely for the intended use, thus any reproduction or distribution for any purpose other than authorized by Arcadis is forbidden. Written dimensions shall have precedence over scaled dimensions. Contractors shall verify and be responsible for all dimensions and conditions on the job, and Arcadis shall be informed of any variations from the dimensions and conditions shown on the drawing. Shop drawings shall be submitted to Arcadis for general conformance before proceeding with fabrication.

Arcadis Professional Services (Canada) Inc.

ISSUES

No.	DESCRIPTION	DATE
A	50% SUBMISSION	2022-01-20
B	90% SUBMISSION	2022-02-22
C	ISSUED FOR PERMIT	2022-03-18
D	ISSUED FOR TENDER	2025-04-11

CONSULTANTS

SEAL

PRIME CONSULTANT
ARCADIS

100 - 175 Galaxy Blvd,
Toronto, ON M9W 0C9, Canada
tel 416 679 1930
www.arcadis.com

PROJECT TITLE
CITY OF TORONTO
ACCESSIBILITY UPGRADES

PROJECT ADDRESS

PROJECT NO:
9119- 19- 0162 / Arcadis 30279056

DRAWN BY:	CHECKED BY:
V. MAC	**M. BOJIC**
PROJECT MGR:	APPROVED BY:
F.BOLOURIAN	**P. WILLIAMS**

SHEET TITLE
ELECTRICAL GENERAL NOTES

SHEET NUMBER
G05-G4002

ISSUE
D

SCALE CHECK
1 in
10mm

Autodesk Docs://122260 - CoT TAU Upgrades R2024/122260-TAU-G05-General-R20.rvt

2023-02-07 12:34:06 PM

CITY OF TORONTO ACCESSIBILITY UPGRADES

TYPICAL DETAILS BOOKLET

9119- 19- 0162 / Arcadis 30279056

ARCHITECTURAL TYPICAL DETAILS INDEX

SHEET #	SHEET TITLE
D1000	COVER PAGE & TYPICAL DETAIL LIST
D1001	ACCESSIBILITY DESIGN STANDARDS AND DOOR CLEARANCES
D1002	DOOR ENLARGEMENT
D1201	ACCESSIBLE WASHROOM, SHOWER & ACCESSORIES DETAILS
D1202	UNIVERSAL WASHROOM & SHOWER PLANS
D1203	UNIVERSAL WASHROOM ELEVATIONS
D1204	MULTI-STALL WASHROOM PLANS
D1205	UW - EMERGENCY CALL SYSTEM
D1301	KITCHEN MILLWORK PLANS & ELEVATIONS
D1302	KITCHEN MILLWORK DETAIL SECTIONS
D1303	KITCHEN HOOD VENT DETAIL
D1305	RECEPTION DESK MILLWORK PLANS & ELEVATIONS
D1306	RECEPTION DESK WITH TEMPERED GLASS DETAIL SECTIONS
D1401	STAIR DETAILS - 01
D1402	STAIR DETAILS - 02
D1403	RAMP DETAILS - 01
D1404	RAMP DETAILS - 02
D1405	TACTILE DETAILS
D1501	MISCELLANEOUS DETAILS - 01
D1502	MISCELLANEOUS DETAILS - 02
D1601	ELEVATOR DETAILS
D1602	ELEVATOR CONTROL & INTERIOR CABIN DETAILS
D1701	ACCESSIBLE PARKING AND SITE MARKING DETAILS
D1702	CURB DETAILS
D1801	PHASING / HOARDING DETAILS

STRUCTURAL TYPICAL DETAILS INDEX

SHEET #	SHEET TITLE
D2100	CONCRETE - TYPICAL DETAIL
D2200	STRUCTURAL STEEL DETAILS - 1
D2201	STRUCTURAL STEEL DETAILS - 2
D2300	MASONRY DETAILS

MECHANICAL TYPICAL DETAILS INDEX

SHEET #	SHEET TITLE
D3201	PLUMBING DETAILS
D3301	DRAINAGE DETAILS
D3401	FIRE PROTECTION DETAILS
D3501	HVAC DETAILS
D3601	PIPING DETAILS SHEET 1 OF 2
D3602	PIPING DETAILS SHEET 2 OF 2

ELECTRICAL TYPICAL DETAILS INDEX

SHEET #	SHEET TITLE
D4001	ELECTRICAL DETAILS 1

ISSUED FOR TENDER

2025-04-11 10:39:51 AM

CITY OF TORONTO

TORONTO

55 John ST.
TORONTO, ON
M5V 3C6

ISSUES

No.	DESCRIPTION	DATE
A	ISSUED FOR TENDER	2025-04-11

ARCADIS

100 - 175 Galaxy Blvd,
Toronto, ON M9W 0C9, Canada
tel 416 679 1930
www.arcadis.com

PROJECT NO:
9119- 19- 0162 / Arcadis 30279056

DATE:
2025-04-11

SHEET NUMBER: D1000

ISSUE: A

RESERVED

1 .
Scale: NTS

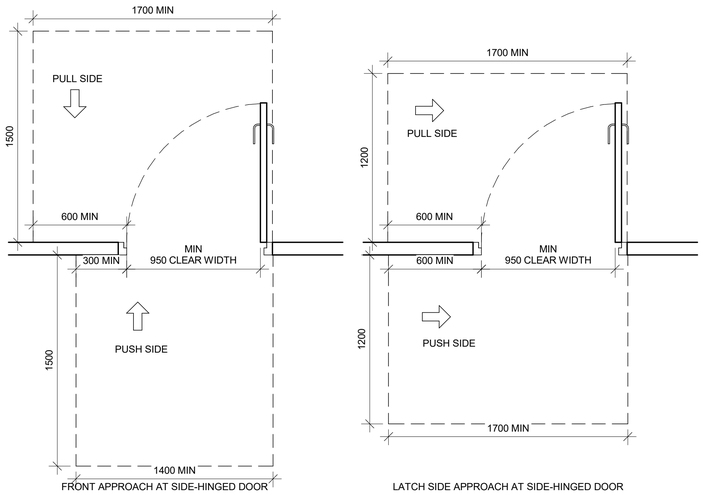

2 D1001 DOOR APPROACH CLEARANCES
Scale: 1 : 20

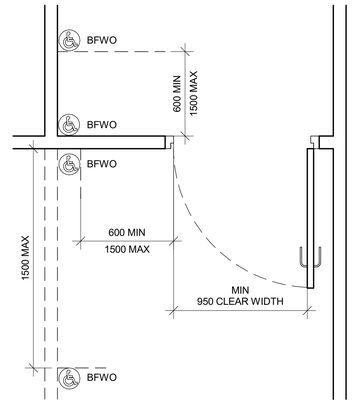

3 D1001 BARRIER-FREE WAVE TO OPEN LOCATION
Scale: 1 : 20

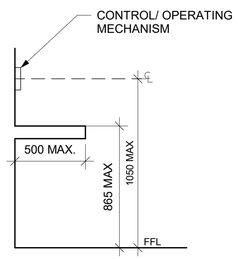

4 D1001 CONTROL HEIGHTS AT OBSTRUCTIONS
Scale: 1 : 20

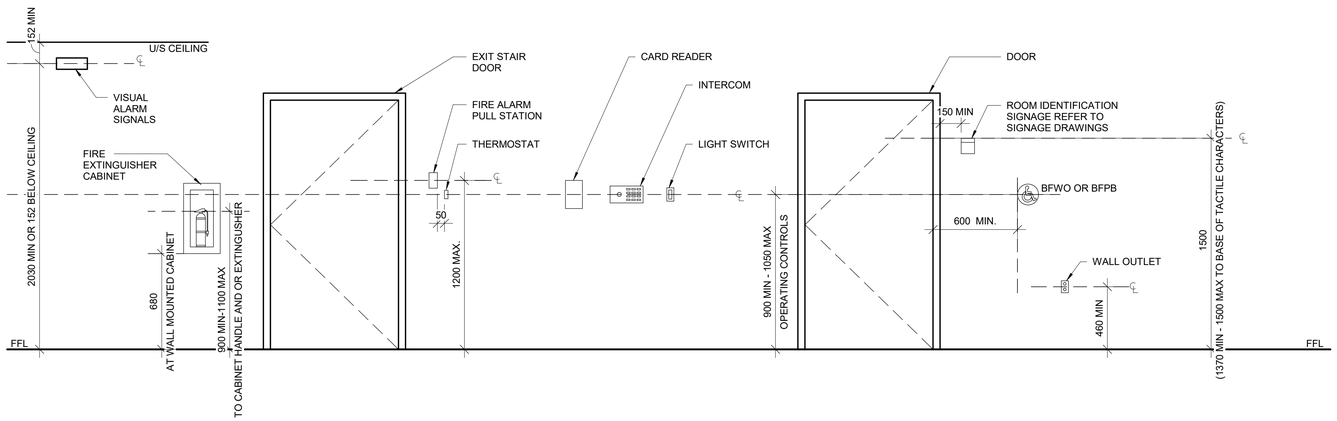

5 D1001 MOUNTING HEIGHTS
Scale: 1 : 20

2025-04-11 10:39:53 AM

CLIENT
CITY OF TORONTO
TORONTO
Corporate Real Estate Management
Project Management Office
Metro Hall Toronto, ON
M5V 3C6

COPYRIGHT
This drawing has been prepared solely for the intended use, thus any reproduction or distribution for any purpose other than authorized by IBI Group is forbidden. Written dimensions shall have precedence over scaled dimensions. Contractors shall verify and be responsible for all dimensions and conditions on the job, and IBI Group shall be informed of any variations from the dimensions and conditions shown on the drawing. Shop drawings shall be submitted to IBI Group for general conformance before proceeding with fabrication.

IBI Group Professional Services (Canada) Inc.
is a member of the IBI Group of companies

ISSUES

No.	DESCRIPTION	DATE
A	ISSUED FOR TENDER	2025-04-11

CONSULTANTS

SEAL

PRIME CONSULTANT
ARCADIS
100 - 175 Galaxy Blvd,
Toronto, ON M9W 0C9, Canada
tel 416 679 1930
www.arcadis.com

PROJECT TITLE
CITY OF TORONTO
ACCESSIBILITY UPGRADES

PROJECT ADDRESS

PROJECT NO:
9119- 19- 0162 / Arcadis 30279056

DRAWN BY:	CHECKED BY:
A. BOYNARIAN	**L. BANDIERA**
PROJECT MGR:	APPROVED BY:
F.BOLOURIAN	**E. FENUTA**

SHEET TITLE
ACCESSIBILITY DESIGN STANDARDS AND DOOR CLEARANCES

SHEET NUMBER
D1001

ISSUE
A

SCALE CHECK
10mm
1 in

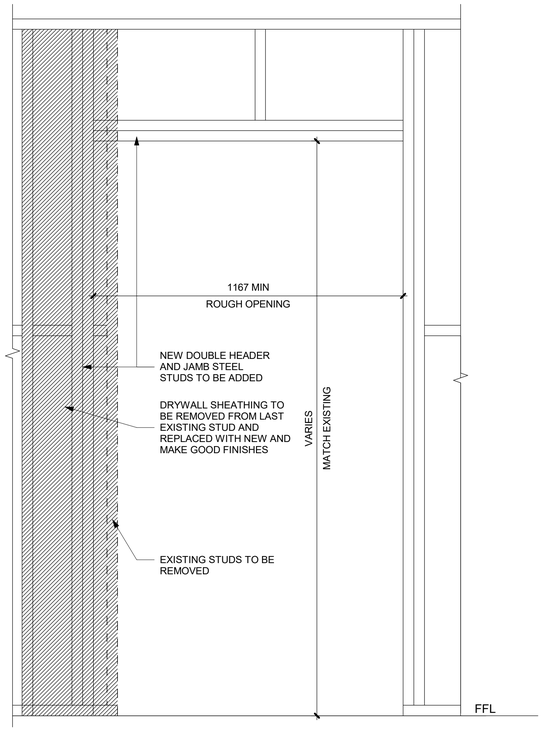

1 / D1002 DRYWALL - DOOR CUTOUT DETAIL
Scale: 1 : 10

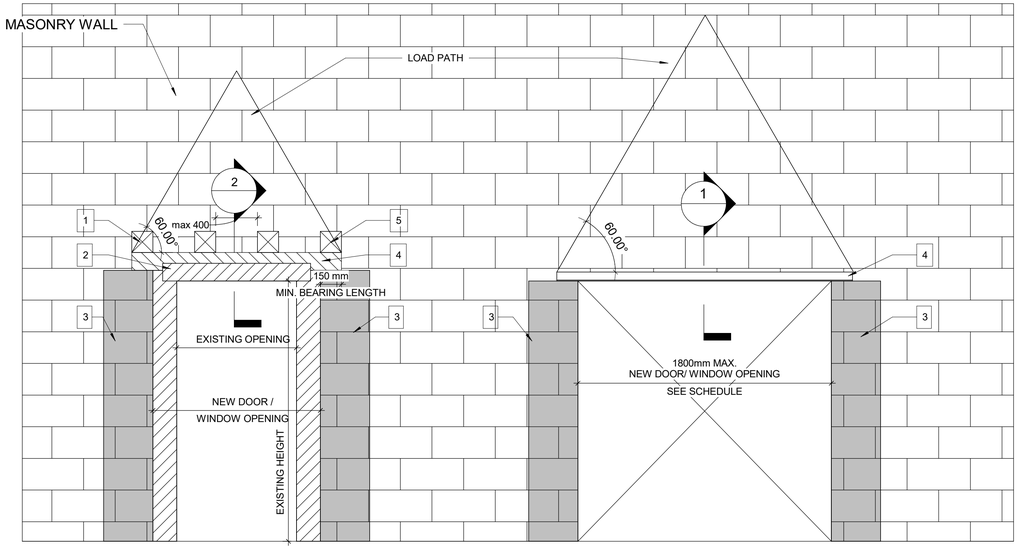

WIDENING AN EXISTING OPENING IN EXISTING MASONRY WALL TYP.

NEW DOOR/WINDOW OPENING INTO EXISTING MASONRY WALL TYP.

PROPOSED SEQUENCE OF WORK

1	CREATE NEW 150x150mm HOLES @ 400mm INTO EXISTING MASONRY WALL AND SHORE THE WALL ABOVE, SEE DETAIL 1. OR SHORE THE WALL ABOVE BY USING 2 CHANNELS BACK TO BACK AND THROUGH BOLTS @350mm, SEE DETAIL 2
2	DEMOLISH THE EXISTING LINTEL, THE VOID FOR NEW BEAM AND THE WALL FROM EACH SIDE OF THE NEW OPENING
3	FILL TWO CORES MIN. OF EXISTING MASONRY WALL WITH GROUT EACH SIDE OF THE NEW OPENING, (DRILL HOLES TOP AND BOTTOM OF EACH CORE, INJECT GROUT, CLOSE HOLES WITH MORTAR AND MAKE GOOD SURFACE)
4	INSTALL NEW LINTEL. SEE LINTEL SCHEDULE FOR LINTEL SIZE
5	ADD MASONRY FACES AT LINTEL AND REPAIR MASONRY COURSE

3 / D1002 WIDENING WALL OPENING
Scale: 1 : 20

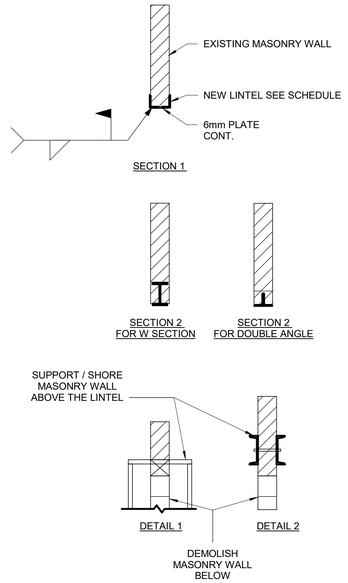

LINTEL:

OVER ALL OPENINGS IN MASONRY WALLS PROVIDE THE FOLLOWING LINTELS.
UNLESS OTHERWISE SHOWN.

STEEL LINTELS

CLEAR SPAN mm (ft-in)	140 (6") WALL	190 (8") WALL	240 (10") WALL	290 (12") WALL	350 WALL	430 WALL
UP TO 1200 (4'-0")	L127x127x7.9	2-L89x89x7.9 +170x6mm PL	L89x89x7.9 +L127x89x7.9 LLV +220x6mm PL	3-L89x89x7.9 +270x6mm PL	3-L127X89X7.9 (LLV)	3-L127X127X7.9 +410X6mm PL
1201 TO 1800 (4'0 - 6'-)	2-L89x64x6.4LLV	2-L127x89x7.9LLV	L127x89x7.9LLV +L127x127x7.9	3-L127x89x7.9LLV		
1801 TO 3100 (6'- 10')	2-L89x64x9.5LLV	2-L152x89x9.5LLV	2-L152x89x9.5LLV	3-L152x89x9.5LLV		

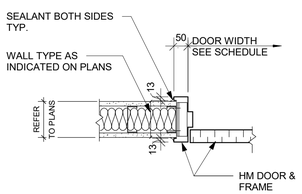

2 / D1002 DRYWALL - DOOR JAMB SECTION DETAIL
Scale: 1 : 10

NOTE: FOR MASONRY WALL CUT OUT, REFER TO STRUCTURAL DETAIL

CLIENT
CITY OF TORONTO
TORONTO
Corporate Real Estate Management
Project Management Office
Metro Hall Toronto, ON
M5V 3C6

COPYRIGHT
This drawing has been prepared solely for the intended use, thus any reproduction or distribution for any purpose other than authorized by IBI Group is forbidden. Written dimensions shall have precedence over scaled dimensions. Contractors shall verify and be responsible for all dimensions and conditions on the job, and IBI Group shall be informed of any variations from the dimensions and conditions shown on the drawing. Shop drawings shall be submitted to IBI Group for general conformance before proceeding with fabrication.

IBI Group Professional Services (Canada) Inc.
is a member of the IBI Group of companies

ISSUES

No.	DESCRIPTION	DATE
A	ISSUED FOR TENDER	2025-04-11

CONSULTANTS

SEAL

PRIME CONSULTANT
ARCADIS
100 - 175 Galaxy Blvd,
Toronto, ON M9W 0C9, Canada
tel 416 679 1930
www.arcadis.com

PROJECT TITLE
CITY OF TORONTO
ACCESSIBILITY UPGRADES

PROJECT ADDRESS

PROJECT NO:
9119- 19- 0162 / Arcadis 30279056

DRAWN BY:	CHECKED BY:
A. BOYNARIAN	**K. TILAHUN**
PROJECT MGR: **F.BOLOURIAN**	APPROVED BY: **E. FENUTA**

SHEET TITLE
DRYWALL CUT OUT

SHEET NUMBER
D1002

ISSUE
A

SCALE CHECK
10mm
1 in

2025-04-11 10:39:53 AM

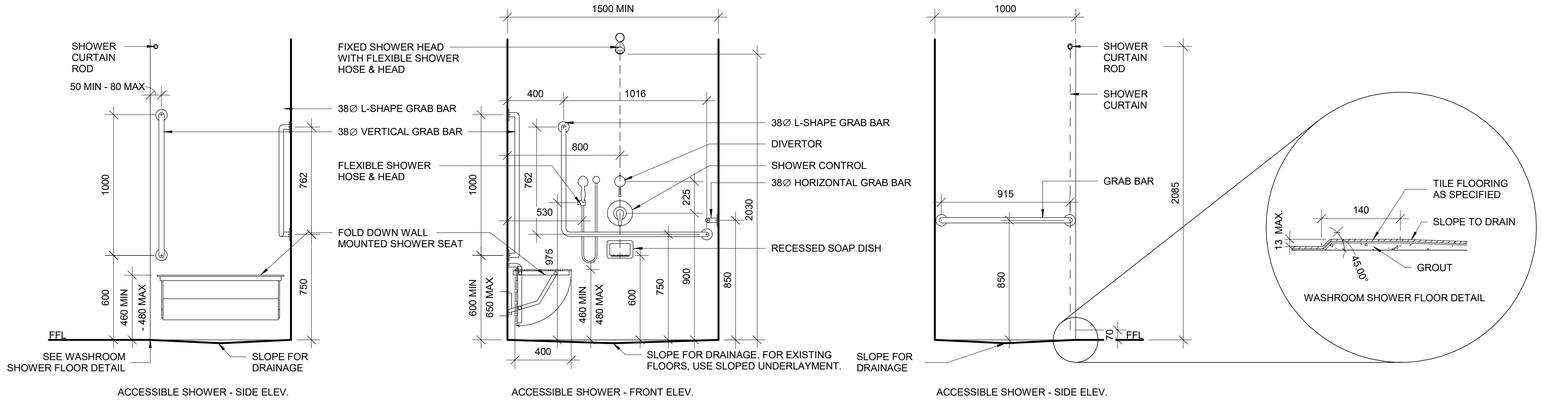

1 / D1201 ACCESSIBLE SHOWER ACCESSORIES
Scale: 1 : 20

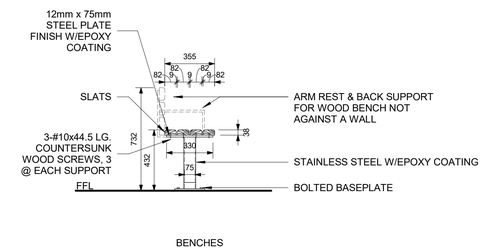

6 / D1201 WASHROOM/CHANGEROOM BENCH
Scale: 1 : 20

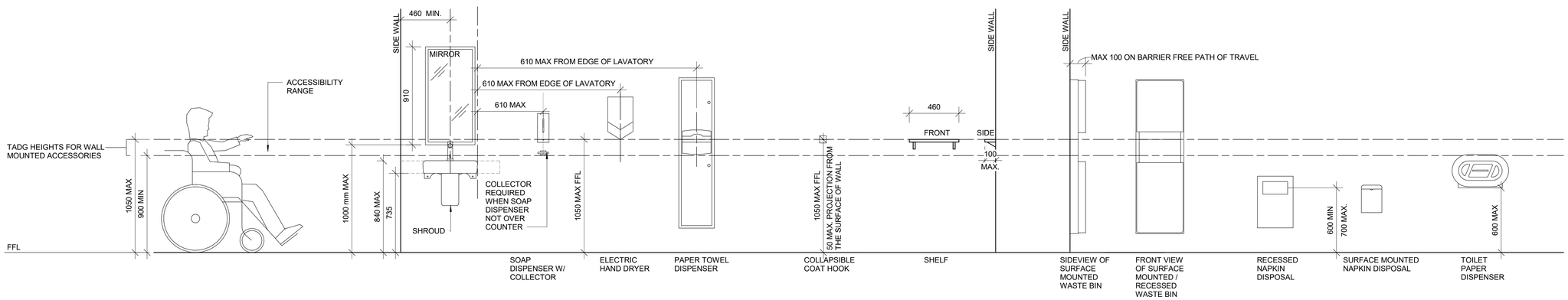

2 / D1201 ACCESSIBLE WASHROOM - ACCESSORIES
Scale: 1 : 20

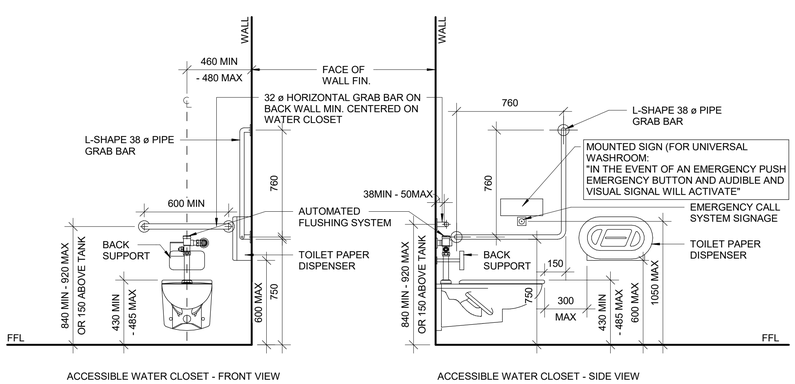

3 / D1201 ACCESSIBLE WASHROOM - WATER CLOSET
Scale: 1 : 20

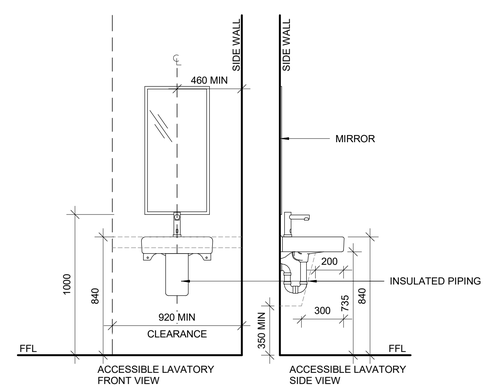

4 / D1201 ACCESSIBLE WASHROOM - LAVATORY
Scale: 1 : 20

NOTE:

1. WHEN REPLACING EXISTING URINAL WITH NEW. PATCH AND REPAIR EXISTING WALL. REPLACE WALL FINISHES AS REQUIRED. COLOUR TO MATCH EXISTING.
2. MOISTURE RESISTANT GYPSUM BOARD TO BE PROVIDED IN ALL WASHROOMS AND LOCKER ROOMS.
3. PROVIDE WALL REINFORCEMENT TO SUPPORT FUTURE ADULT CHANGE TABLE MINIMUM LOAD OF 1.33 KN AND POWER OUTLET.

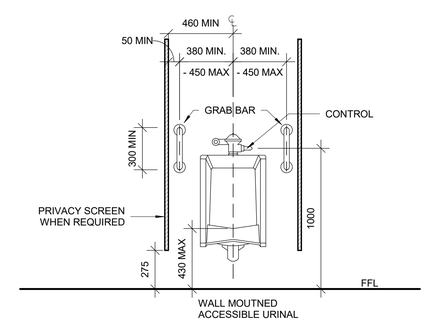

5 / D1201 ACCESSIBLE WASHROOM - URINAL
Scale: 1 : 20

CLIENT

CITY OF TORONTO

Corporate Real Estate Management
Project Management Office
Metro Hall Toronto, ON
M5V 3C6

COPYRIGHT
This drawing has been prepared solely for the intended use, thus any reproduction or distribution for any purpose other than authorized by IBI Group is forbidden. Written dimensions shall have precedence over scaled dimensions. Contractors shall verify and be responsible for all dimensions and conditions on the job, and IBI Group shall be informed of any variations from the dimensions and conditions shown on the drawing. Shop drawings shall be submitted to IBI Group for general conformance before proceeding with fabrication.

IBI Group Professional Services (Canada) Inc.
is a member of the IBI Group of companies

ISSUES

No.	DESCRIPTION	DATE
A	ISSUED FOR TENDER	2025-04-11

CONSULTANTS

SEAL

PRIME CONSULTANT

ARCADIS

100 - 175 Galaxy Blvd,
Toronto, ON M9W 0C9, Canada
tel 416 679 1930
www.arcadis.com

PROJECT TITLE
CITY OF TORONTO
ACCESSIBILITY UPGRADES

PROJECT ADDRESS

PROJECT NO:
9119- 19- 0162 / Arcadis 30279056

DRAWN BY:	CHECKED BY:
A. BOYNARIAN	**K. TILAHUN**
PROJECT MGR:	APPROVED BY:
F.BOLOURIAN	**E. FENUTA**

SHEET TITLE
ACCESSIBLE WASHROOM, SHOWER & ACCESSORIES DETAILS

SHEET NUMBER
D1201

ISSUE
A

SCALE CHECK
1 in
10mm

2025-04-11 10:39:53 AM

RESERVED

RESERVED

RESERVED

RESERVED

CLIENT

CITY OF TORONTO

TORONTO

Corporate Real Estate Management
Project Management Office
Metro Hall Toronto, ON
M5V 3C6

COPYRIGHT

This drawing has been prepared solely for the intended use, thus any reproduction or distribution for any purpose other than authorized by IBI Group is forbidden. Written dimensions shall have precedence over scaled dimensions. Contractors shall verify and be responsible for all dimensions and conditions on the job, and IBI Group shall be informed of any variations from the dimensions and conditions shown on the drawing. Shop drawings shall be submitted to IBI Group for general conformance before proceeding with fabrication.

IBI Group Professional Services (Canada) Inc.
is a member of the IBI Group of companies

ISSUES

No.	DESCRIPTION	DATE
A	ISSUED FOR TENDER	2025-04-11

CONSULTANTS

SEAL

PRIME CONSULTANT

ARCADIS

100 - 175 Galaxy Blvd,
Toronto, ON M9W 0C9, Canada
tel 416 679 1930
www.arcadis.com

PROJECT TITLE

CITY OF TORONTO
ACCESSIBILITY UPGRADES

PROJECT ADDRESS

PROJECT NO:
9119- 19- 0162 / Arcadis 30279056

DRAWN BY:	CHECKED BY:
A. BOYNARIAN	**K. TILAHUN**
PROJECT MGR:	APPROVED BY:
F.BOLOURIAN	**E. FENUTA**

SHEET TITLE

UNIVERSAL WASHROOM
& SHOWER PLANS

SHEET NUMBER	ISSUE
D1202	A

SCALE CHECK
10mm
1 in

2025-04-11 10:39:53 AM

RESERVED

RESERVED

RESERVED

RESERVED

RESERVED

RESERVED

RESERVED

RESERVED

RESERVED

CLIENT

CITY OF TORONTO

TORONTO

Corporate Real Estate Management
Project Management Office
Metro Hall Toronto, ON
M5V 3C6

COPYRIGHT

This drawing has been prepared solely for the intended use, thus any reproduction or distribution for any purpose other than authorized by IBI Group is forbidden. Written dimensions shall have precedence over scaled dimensions. Contractors shall verify and be responsible for all dimensions and conditions on the job, and IBI Group shall be informed of any variations from the dimensions and conditions shown on the drawing. Shop drawings shall be submitted to IBI Group for general conformance before proceeding with fabrication.

IBI Group Professional Services (Canada) Inc.
is a member of the IBI Group of companies

ISSUES

No.	DESCRIPTION	DATE
A	ISSUED FOR TENDER	2025-04-11

CONSULTANTS

SEAL

PRIME CONSULTANT

ARCADIS

100 - 175 Galaxy Blvd,
Toronto, ON M9W 0C9, Canada
tel 416 679 1930
www.arcadis.com

PROJECT TITLE

CITY OF TORONTO
ACCESSIBILITY UPGRADES

PROJECT ADDRESS

PROJECT NO:
9119- 19- 0162 / Arcadis 30279056

DRAWN BY:	CHECKED BY:
A. BOYNARIAN	**K. TILAHUN**
PROJECT MGR:	APPROVED BY:
F.BOLOURIAN	**E. FENUTA**

SHEET TITLE

UNIVERSAL WASHROOM
ELEVATIONS

SHEET NUMBER	ISSUE
D1203	A

SCALE CHECK
10mm
1 in

2025-04-11 10:39:53 AM

RESERVED

RESERVED

RESERVED

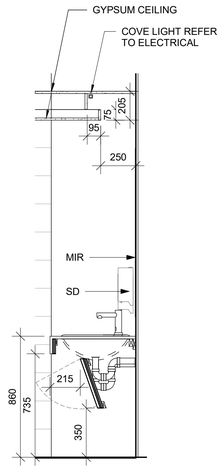

3 / D1204 SECTION THROUGH VANITY
Scale: 1 : 20

UNIVERSAL WASHROOM GENERAL NOTES:

1. ALL DIMENSIONS ARE TAKEN FROM FINISH FLOOR SURFACE.
2. MOISTURE RESISTANT GYPSUM BOARD TO BE PROVIDED IN ALL WASHROOMS AND LOCKER ROOMS.
3. SEE STANDARD MOUNTING HEIGHT DETAILS 2/D1201, 3/D1201, 4/D1201 & 5/D1202
4. WASHROOM ARRANGMENTS FOR ILLUSTRATION PURPOSES - REFER TO EACH BUILDING ENLARGED PLAN WASHROOM FOR EXACT ARRANGEMENT

CLIENT

CITY OF TORONTO

TORONTO

Corporate Real Estate Management
Project Management Office
Metro Hall Toronto, ON
M5V 3C6

COPYRIGHT
This drawing has been prepared solely for the intended use, thus any reproduction or distribution for any purpose other than authorized by IBI Group is forbidden. Written dimensions shall have precedence over scaled dimensions. Contractors shall verify and be responsible for all dimensions and conditions on the job, and IBI Group shall be informed of any variations from the dimensions and conditions shown on the drawing. Shop drawings shall be submitted to IBI Group for general conformance before proceeding with fabrication.

IBI Group Professional Services (Canada) Inc.
is a member of the IBI Group of companies

ISSUES

No.	DESCRIPTION	DATE
A	ISSUED FOR TENDER	2025-04-11

CONSULTANTS

SEAL

PRIME CONSULTANT

ARCADIS

100 - 175 Galaxy Blvd,
Toronto, ON M9W 0C9, Canada
tel 416 679 1930
www.arcadis.com

PROJECT TITLE
CITY OF TORONTO
ACCESSIBILITY UPGRADES

PROJECT ADDRESS

PROJECT NO:
9119- 19- 0162 / Arcadis 30279056

DRAWN BY:	CHECKED BY:
A. BOYNARIAN	**K. TILAHUN**
PROJECT MGR:	APPROVED BY:
F.BOLOURIAN	**E. FENUTA**

SHEET TITLE
WASHROOM VANITY
SECTION

SHEET NUMBER	ISSUE
D1204	A

SCALE CHECK 10mm 1 in

2025-04-11 10:39:53 AM

RESERVED

RESERVED

RESERVED

RESERVED

RESERVED

RESERVED

2025-04-11 10:39:53 AM

CLIENT

CITY OF TORONTO

TORONTO

Corporate Real Estate Management
Project Management Office
Metro Hall Toronto, ON
M5V 3C6

COPYRIGHT

This drawing has been prepared solely for the intended use, thus any reproduction or distribution for any purpose other than authorized by IBI Group is forbidden. Written dimensions shall have precedence over scaled dimensions. Contractors shall verify and be responsible for all dimensions and conditions on the job, and IBI Group shall be informed of any variations from the dimensions and conditions shown on the drawing. Shop drawings shall be submitted to IBI Group for general conformance before proceeding with fabrication.

IBI Group Professional Services (Canada) Inc.
is a member of the IBI Group of companies

ISSUES

No.	DESCRIPTION	DATE
A	ISSUED FOR TENDER	2025-04-11

CONSULTANTS

SEAL

PRIME CONSULTANT

ARCADIS

100 - 175 Galaxy Blvd,
Toronto, ON M9W 0C9, Canada
tel 416 679 1930
www.arcadis.com

PROJECT TITLE

CITY OF TORONTO
ACCESSIBILITY UPGRADES

PROJECT ADDRESS

PROJECT NO:
9119- 19- 0162 / Arcadis 30279056

DRAWN BY:	CHECKED BY:
A. BOYNARIAN	**K. TILAHUN**
PROJECT MGR:	APPROVED BY:
F.BOLOURIAN	**E. FENUTA**

SHEET TITLE

UNIVERSAL WASHROOM
EMERGENCY CALL
SYSTEM

SHEET NUMBER	ISSUE
D1205	A

SCALE CHECK 1 in 10mm

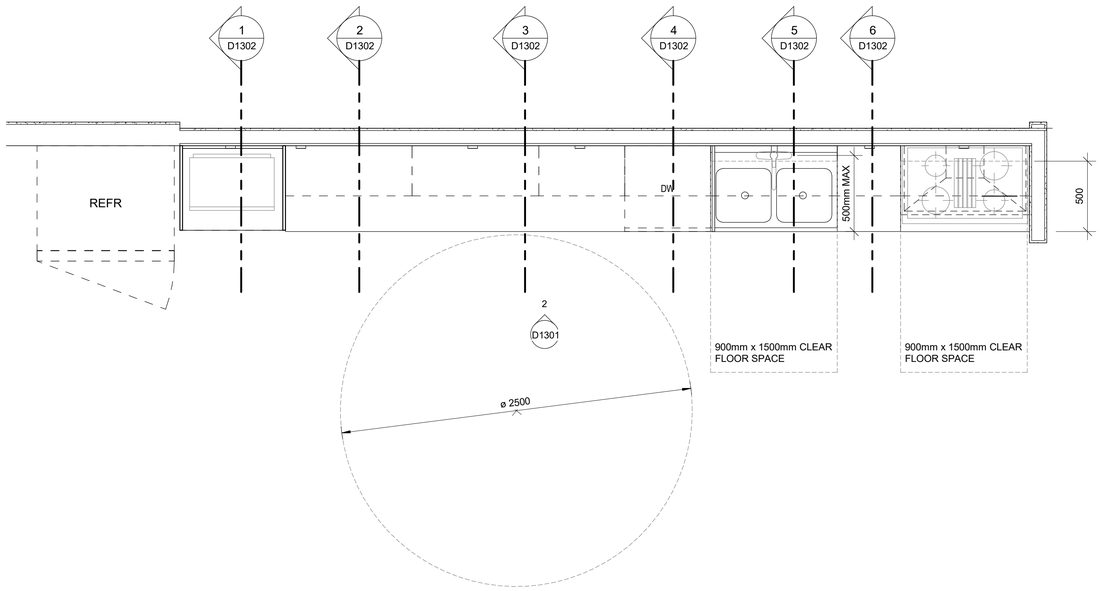

1 / D1301 KITCHEN PLAN
Scale: 1 : 20

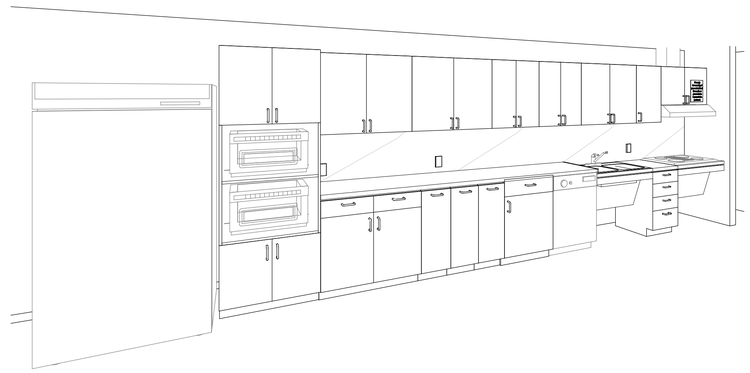

3 / D1301 KITCHEN PERSPECTIVE 01
Scale:

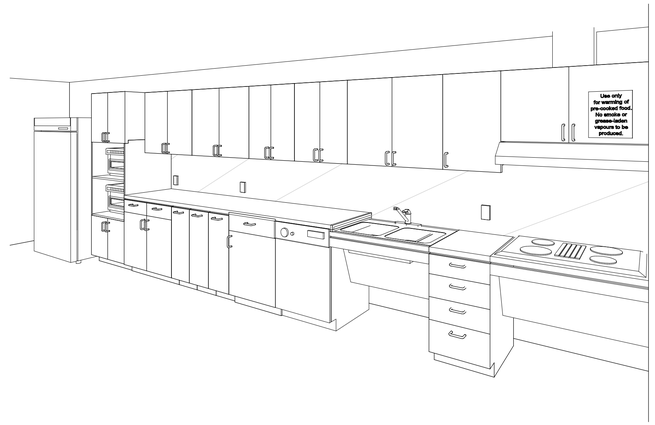

4 / D1301 KITCHEN PERSPECTIVE 02
Scale:

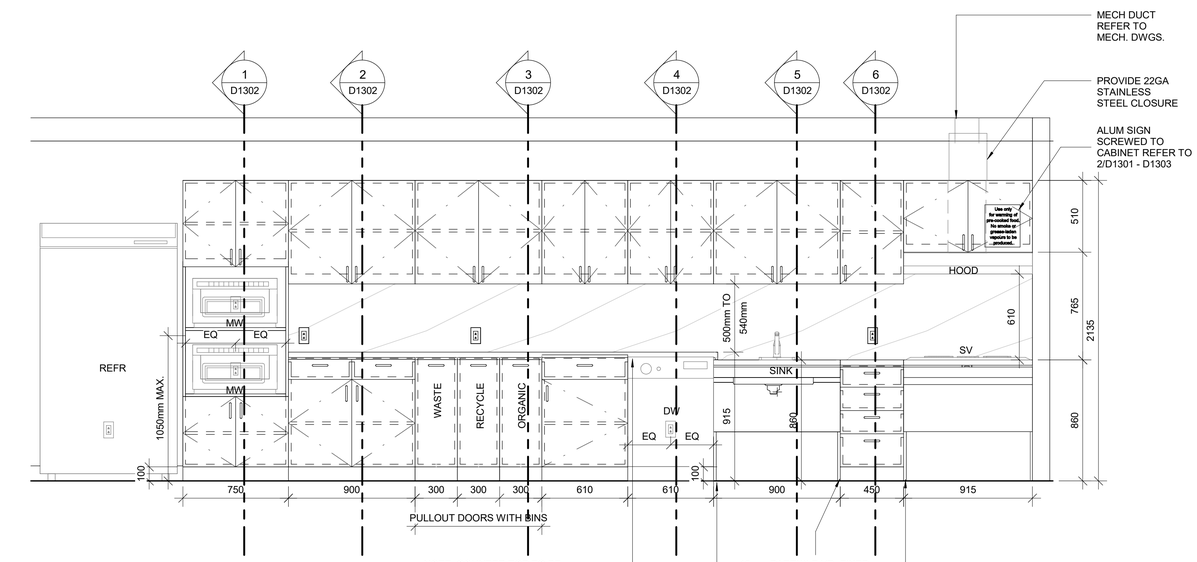

2 / D1301 KITCHEN MILLWORK ELEVATION
Scale: 1 : 20

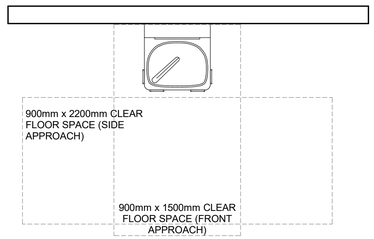

5 / D1301 DRINKING FOUNTAIN PLAN
Scale: 1 : 20

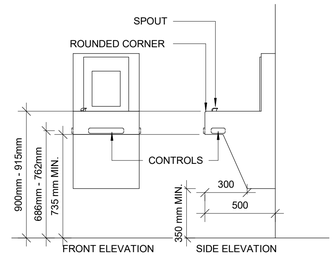

6 / D1301 DRINKING FOUNTAIN ELEVATION
Scale: 1 : 20

NOTE:

1. ALL APPLIANCES ARE OUT OF SCOPE AND ARE FOR INFORMATION PURPOSES ONLY
2. CONTRACTOR TO CONFIRM APPLIANCES SIZES PRIOR TO FABRICATION OF MILLWORK

CLIENT

CITY OF TORONTO

TORONTO

Corporate Real Estate Management
Project Management Office
Metro Hall Toronto, ON
M5V 3C6

COPYRIGHT
This drawing has been prepared solely for the intended use, thus any reproduction or distribution for any purpose other than authorized by IBI Group is forbidden. Written dimensions shall have precedence over scaled dimensions. Contractors shall verify and be responsible for all dimensions and conditions on the job, and IBI Group shall be informed of any variations from the dimensions and conditions shown on the drawing. Shop drawings shall be submitted to IBI Group for general conformance before proceeding with fabrication.

IBI Group Professional Services (Canada) Inc.
is a member of the IBI Group of companies

ISSUES

No.	DESCRIPTION	DATE
A	ISSUED FOR TENDER	2025-04-11

CONSULTANTS

SEAL

PRIME CONSULTANT

ARCADIS

100 - 175 Galaxy Blvd,
Toronto, ON M9W 0C9, Canada
tel 416 679 1930
www.arcadis.com

PROJECT TITLE
CITY OF TORONTO
ACCESSIBILITY UPGRADES

PROJECT ADDRESS

PROJECT NO:
9119- 19- 0162 / Arcadis 30279056

DRAWN BY:	CHECKED BY:
A. BOYNARIAN	**K. TILAHUN**
PROJECT MGR:	APPROVED BY:
F.BOLOURIAN	**E. FENUTA**

SHEET TITLE
KITCHEN MILLWORK
PLANS & ELEVATIONS

SHEET NUMBER
D1301

ISSUE
A

SCALE CHECK
1 in
10mm

2025-04-11 10:39:53 AM

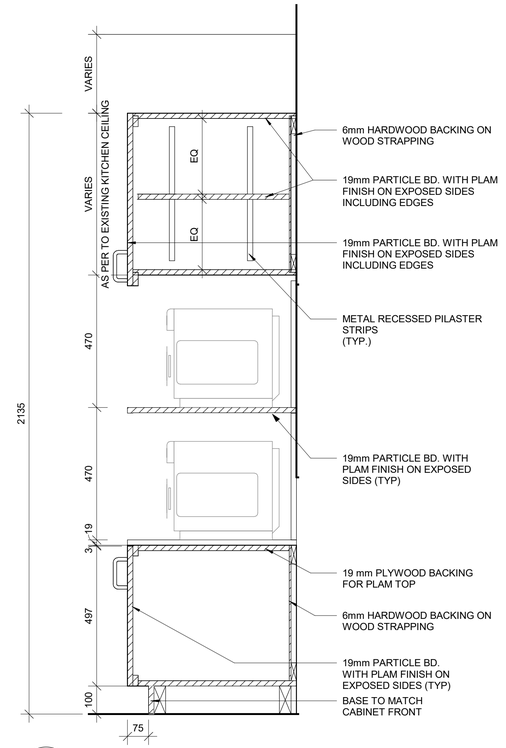

1 D1302 BASE CABINETRY- MICROWAVE STORAGE
Scale: 1 : 10

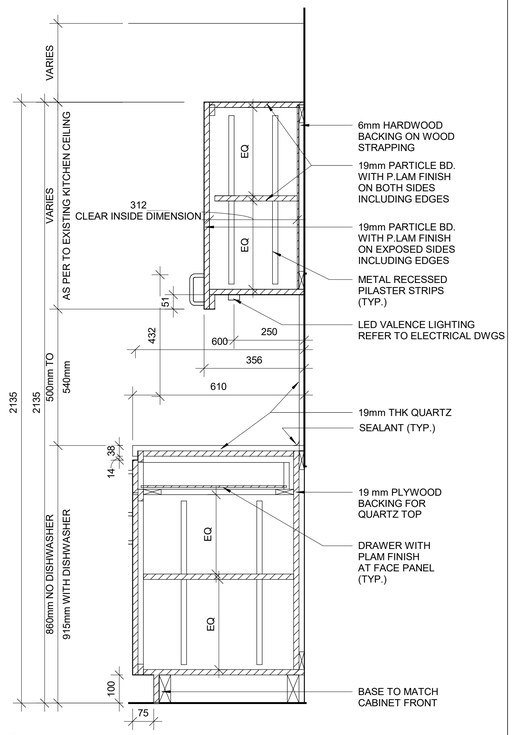

2 D1302 BASE CABINETRY WITH DRAWER
Scale: 1 : 10

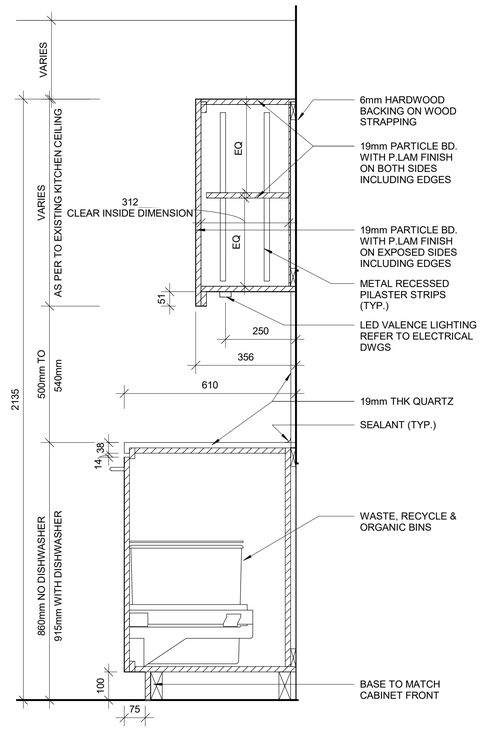

3 D1302 BASE CABINETRY WITH GARBAGE BIN
Scale: 1 : 10

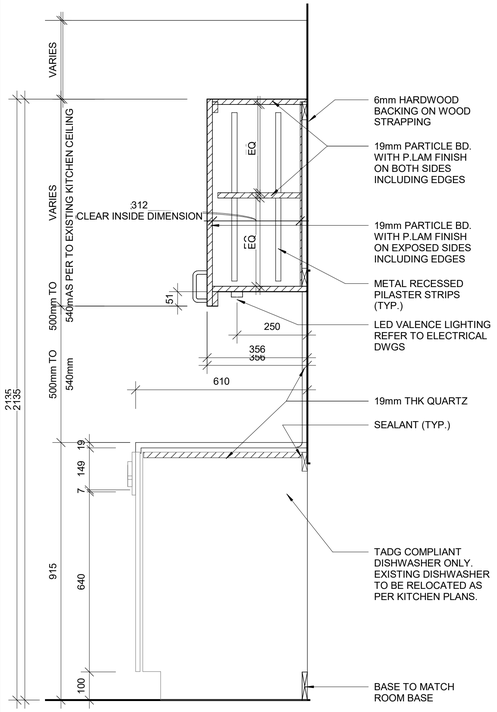

4 D1302 BASE CABINETRY WITH DISHWASHER
Scale: 1 : 10

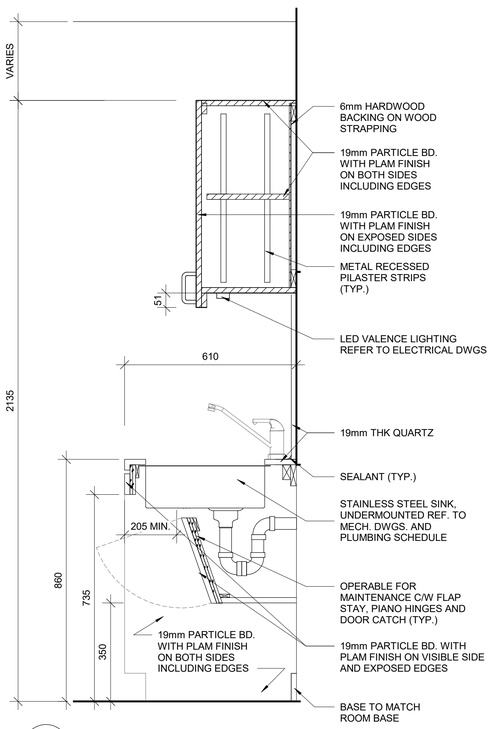

5 D1302 BASE CABINETRY WITH SINK
Scale: 1 : 10

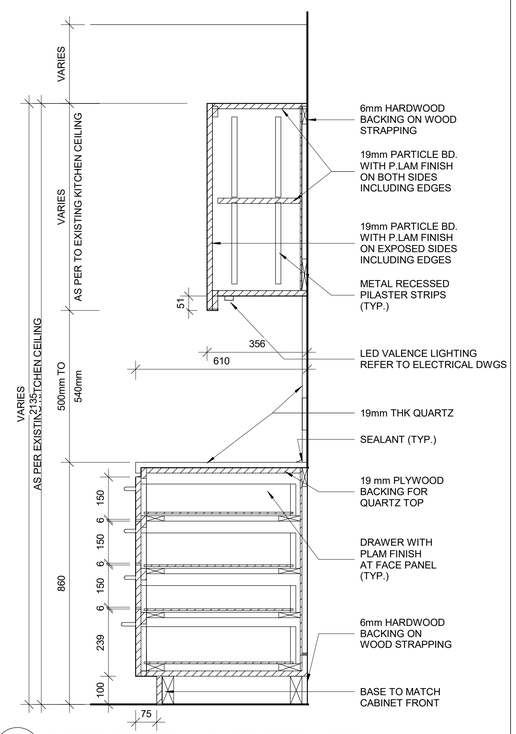

6 D1302 BASE CABINETRY WITH FOUR DRAWERS
Scale: 1 : 10

RESERVED

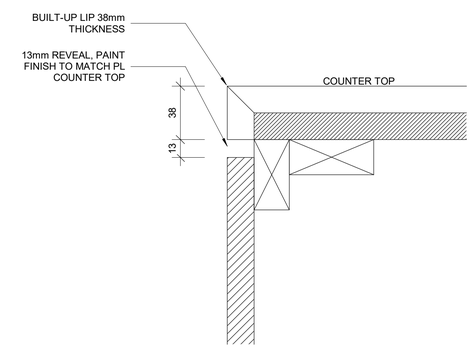

8 D1302 TYPICAL BUILT-UP NOSING DOOR COUNTER TOP
Scale: 1 : 2

NOTE:

1. ALL APPLIANCES ARE OUT OF SCOPE AND ARE FOR INFORMATION PURPOSES ONLY
2. CONTRACTOR TO CONFIRM APPLIANCES SIZES PRIOR TO FABRICATION OF MILLWORK

CLIENT
CITY OF TORONTO
TORONTO
Corporate Real Estate Management
Project Management Office
Metro Hall Toronto, ON
M5V 3C6

COPYRIGHT
This drawing has been prepared solely for the intended use, thus any reproduction or distribution for any purpose other than authorized by IBI Group is forbidden. Written dimensions shall have precedence over scaled dimensions. Contractors shall verify and be responsible for all dimensions and conditions on the job, and IBI Group shall be informed of any variations from the dimensions and conditions shown on the drawing. Shop drawings shall be submitted to IBI Group for general conformance before proceeding with fabrication.
IBI Group Professional Services (Canada) Inc.
is a member of the IBI Group of companies

ISSUES

No.	DESCRIPTION	DATE
A	ISSUED FOR TENDER	2025-04-11

CONSULTANTS

SEAL

PRIME CONSULTANT
ARCADIS
100 - 175 Galaxy Blvd,
Toronto, ON M9W 0C9, Canada
tel 416 679 1930
www.arcadis.com

PROJECT TITLE
CITY OF TORONTO
ACCESSIBILITY UPGRADES

PROJECT ADDRESS

PROJECT NO:
9119- 19- 0162 / Arcadis 30279056

DRAWN BY:	CHECKED BY:
A. BOYNARIAN	**K. TILAHUN**
PROJECT MGR:	APPROVED BY:
F.BOLOURIAN	**E. FENUTA**

SHEET TITLE
KITCHEN MILLWORK
DETAIL SECTIONS

SHEET NUMBER
D1302

ISSUE
A

SCALE CHECK
10mm
1 in

2025-04-11 10:39:53 AM

RESERVED

RESERVED

RESERVED

RESERVED

CLIENT

CITY OF TORONTO

TORONTO

Corporate Real Estate Management
Project Management Office
Metro Hall Toronto, ON
M5V 3C6

COPYRIGHT

This drawing has been prepared solely for the intended use, thus any reproduction or distribution for any purpose other than authorized by IBI Group is forbidden. Written dimensions shall have precedence over scaled dimensions. Contractors shall verify and be responsible for all dimensions and conditions on the job, and IBI Group shall be informed of any variations from the dimensions and conditions shown on the drawing. Shop drawings shall be submitted to IBI Group for general conformance before proceeding with fabrication.

IBI Group Professional Services (Canada) Inc.
is a member of the IBI Group of companies

ISSUES

No.	DESCRIPTION	DATE
A	ISSUED FOR TENDER	2025-04-11

CONSULTANTS

SEAL

PRIME CONSULTANT

ARCADIS

100 - 175 Galaxy Blvd,
Toronto, ON M9W 0C9, Canada
tel 416 679 1930
www.arcadis.com

PROJECT TITLE

CITY OF TORONTO
ACCESSIBILITY UPGRADES

PROJECT ADDRESS

PROJECT NO:
9119- 19- 0162 / Arcadis 30279056

DRAWN BY:	CHECKED BY:
A. BOYNARIAN	**K. TILAHUN**
PROJECT MGR:	APPROVED BY:
F.BOLOURIAN	**E. FENUTA**

SHEET TITLE

KITCHEN HOOD VENT
DETAIL

SHEET NUMBER	ISSUE
D1303	A

SCALE CHECK 10mm 1 in

2025-04-11 10:39:53 AM

RESERVED

RESERVED

RESERVED

RESERVED

RESERVED

RESERVED

RESERVED

RESERVED

2025-04-11 10:39:53 AM

CLIENT

CITY OF TORONTO

TORONTO

Corporate Real Estate Management
Project Management Office
Metro Hall Toronto, ON
M5V 3C6

COPYRIGHT

This drawing has been prepared solely for the intended use, thus any reproduction or distribution for any purpose other than authorized by IBI Group is forbidden. Written dimensions shall have precedence over scaled dimensions. Contractors shall verify and be responsible for all dimensions and conditions on the job, and IBI Group shall be informed of any variations from the dimensions and conditions shown on the drawing. Shop drawings shall be submitted to IBI Group for general conformance before proceeding with fabrication.

IBI Group Professional Services (Canada) Inc.
is a member of the IBI Group of companies

ISSUES

No.	DESCRIPTION	DATE
A	ISSUED FOR TENDER	2025-04-11

CONSULTANTS

SEAL

PRIME CONSULTANT

ARCADIS

100 - 175 Galaxy Blvd,
Toronto, ON M9W 0C9, Canada
tel 416 679 1930
www.arcadis.com

PROJECT TITLE

CITY OF TORONTO
ACCESSIBILITY UPGRADES

PROJECT ADDRESS

PROJECT NO:
9119- 19- 0162 / Arcadis 30279056

DRAWN BY:	CHECKED BY:
A. BOYNARIAN	**K. TILAHUN**
PROJECT MGR:	APPROVED BY:
F.BOLOURIAN	**E. FENUTA**

SHEET TITLE

RECEPTION DESK WITH
TEMPERED GLASS
MILLWORK

SHEET NUMBER	ISSUE
D1305	A

SCALE CHECK
1 in
10mm

RESERVED

RESERVED

RESERVED

RESERVED

RESERVED

RESERVED

CLIENT

CITY OF TORONTO

TORONTO

Corporate Real Estate Management
Project Management Office
Metro Hall Toronto, ON
M5V 3C6

COPYRIGHT

This drawing has been prepared solely for the intended use, thus any reproduction or distribution for any purpose other than authorized by IBI Group is forbidden. Written dimensions shall have precedence over scaled dimensions. Contractors shall verify and be responsible for all dimensions and conditions on the job, and IBI Group shall be informed of any variations from the dimensions and conditions shown on the drawing. Shop drawings shall be submitted to IBI Group for general conformance before proceeding with fabrication.

IBI Group Professional Services (Canada) Inc.
is a member of the IBI Group of companies

ISSUES

No.	DESCRIPTION	DATE
A	ISSUED FOR TENDER	2025-04-11

CONSULTANTS

SEAL

PRIME CONSULTANT

ARCADIS

100 - 175 Galaxy Blvd,
Toronto, ON M9W 0C9, Canada
tel 416 679 1930
www.arcadis.com

PROJECT TITLE

CITY OF TORONTO
ACCESSIBILITY UPGRADES

PROJECT ADDRESS

PROJECT NO:
9119- 19- 0162 / Arcadis 30279056

DRAWN BY:	CHECKED BY:
A. BOYNARIAN	**K. TILAHUN**
PROJECT MGR: **F.BOLOURIAN**	APPROVED BY: **E. FENUTA**

SHEET TITLE

RECEPTION DESK WITH
TEMPERED GLASS
DETAIL SECTIONS

SHEET NUMBER	ISSUE
D1306	A

SCALE CHECK 10mm 1 in

2025-04-11 10:39:53 AM

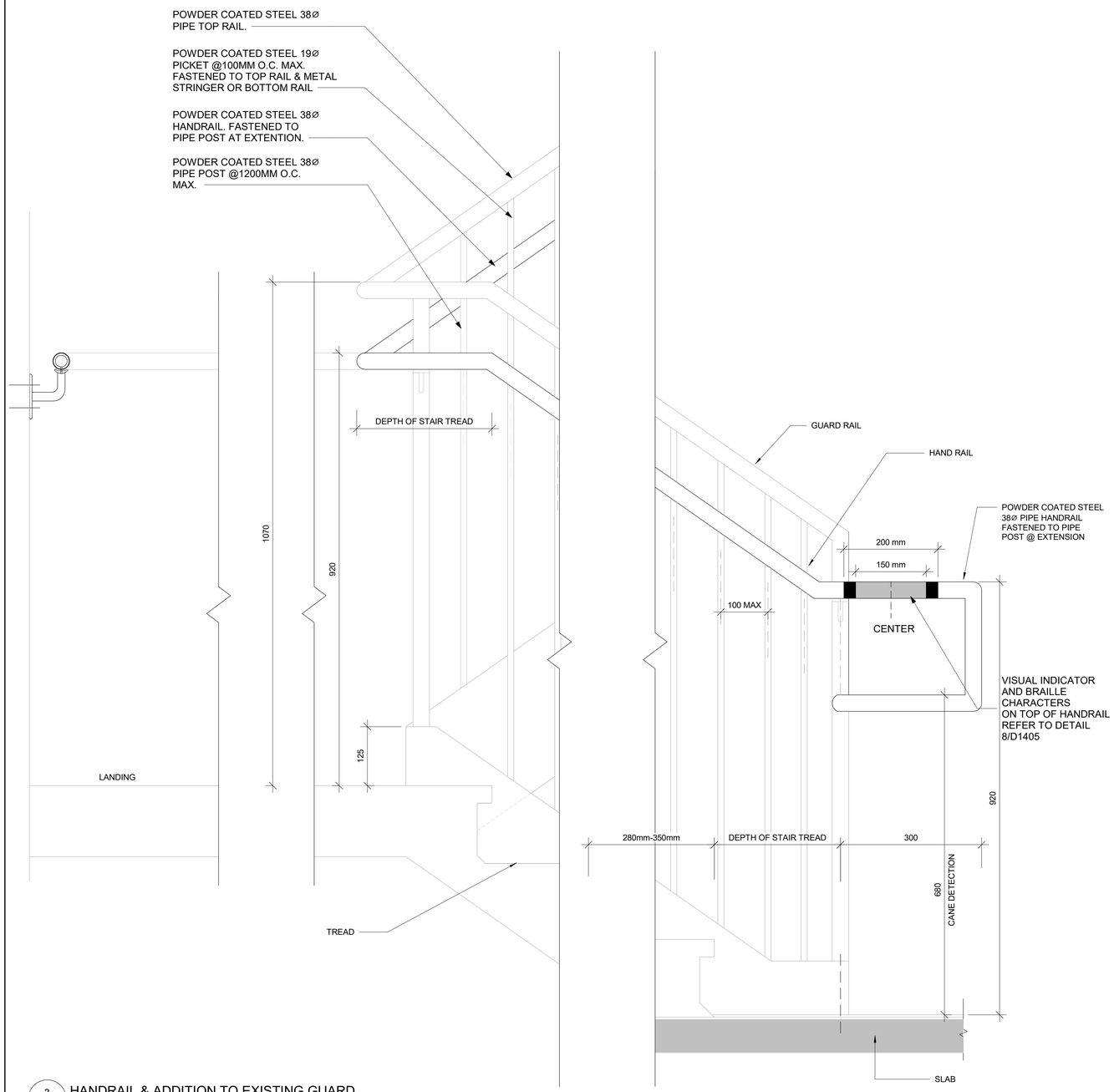

3 / D1401 HANDRAIL & ADDITION TO EXISTING GUARD
Scale: 1 : 5

NOTES:

- INTERIOR GUARDS AND HANDRAILS TO BE STEEL WITH POWDER COATED FINISH UNLESS NOTED OTHERWISE
- EXTERIOR GUARDS AND HANDRAILS TO BE GALVANIZED STEEL WITH POWDER COATED FINISH UNLESS NOTED OTHERWISE
- FOR ALL TACTILE INDICATOR, USE TA-1A - YELLOW COLOUR UNLESS OTHERWISE NOTED
- FOR ALL TEXTURE AND CONTRAST WARNING STRIP INTERIOR APPLICATION, USE TA-10 -YELLOW COLOUR UNLESS OTHERWISE NOTED
- FOR ALL TEXTURE AND CONTRAST WARNING STRIP EXTERIOR APPLICATION, USE TA-11, EXCEPT CAST IN PLACE EXTERIOR CONCRETE APPLICATION USE TA-12

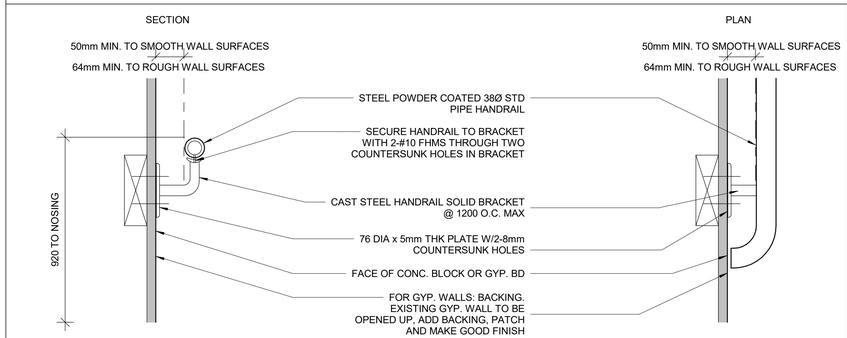

1 / D1401 STAIR HANDRAIL DETAIL WITH WALL REINFORCEMENT
Scale: 1 : 5

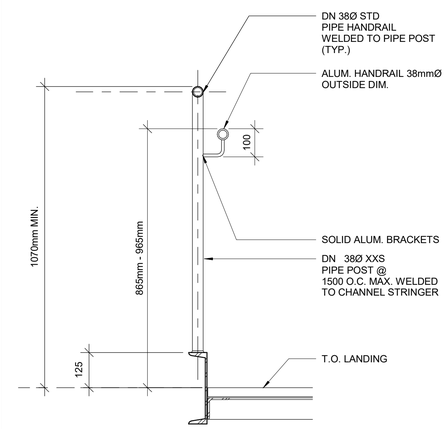

2 / D1401 TYPICAL GUARDRAIL DETAIL AT LANDING
Scale: 1 : 10

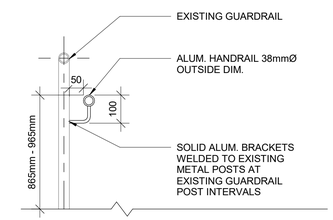

5 / D1401 EXISTING GUARDRAIL RETROFIT DETAIL
Scale: 1 : 10

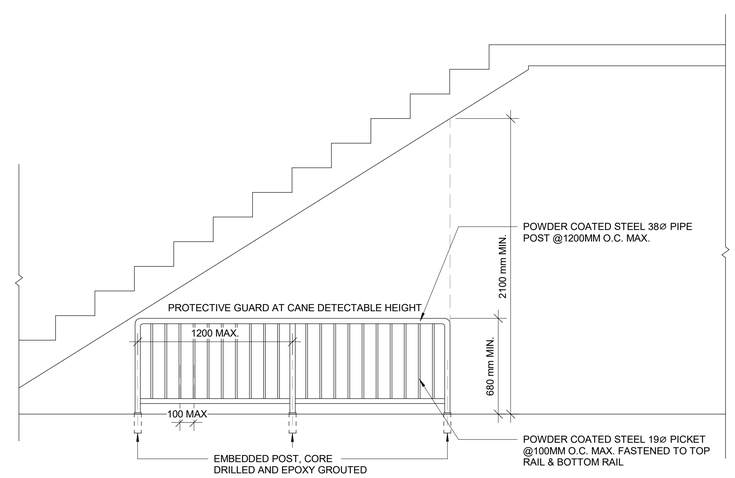

4 / D1401 PROTECTION GUARD UNDER STAIRS
Scale: 1 : 20

CLIENT

CITY OF TORONTO

TORONTO

Corporate Real Estate Management
Project Management Office
Metro Hall Toronto, ON
M5V 3C6

COPYRIGHT
This drawing has been prepared solely for the intended use, thus any reproduction or distribution for any purpose other than authorized by IBI Group is forbidden. Written dimensions shall have precedence over scaled dimensions. Contractors shall verify and be responsible for all dimensions and conditions on the job, and IBI Group shall be informed of any variations from the dimensions and conditions shown on the drawing. Shop drawings shall be submitted to IBI Group for general conformance before proceeding with fabrication.

IBI Group Professional Services (Canada) Inc.
is a member of the IBI Group of companies

ISSUES

No.	DESCRIPTION	DATE
A	ISSUED FOR TENDER	2025-04-11

CONSULTANTS

SEAL

PRIME CONSULTANT

ARCADIS

100 - 175 Galaxy Blvd,
Toronto, ON M9W 0C9, Canada
tel 416 679 1930
www.arcadis.com

PROJECT TITLE
CITY OF TORONTO
ACCESSIBILITY UPGRADES

PROJECT ADDRESS

PROJECT NO:
9119- 19- 0162 / Arcadis 30279056

DRAWN BY:	CHECKED BY:
A. BOYNARIAN	**K. TILAHUN**
PROJECT MGR:	APPROVED BY:
F.BOLOURIAN	**E. FENUTA**

SHEET TITLE
STAIR DETAILS - 01

SHEET NUMBER
D1401

ISSUE
A

SCALE CHECK
10mm
1 in

2025-04-11 10:39:53 AM

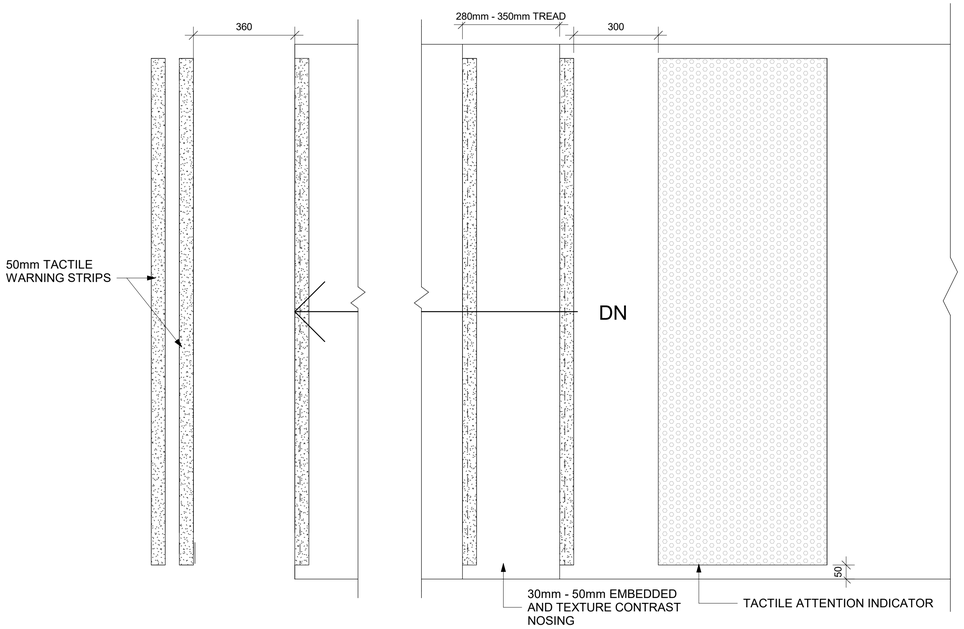

1 D1402 TYP. EXTERIOR STAIR PLAN MORE THAN 600mm
Scale: 1 : 10

NOTES:

- INTERIOR GUARDS AND HANDRAILS TO BE STEEL WITH POWDER COATED FINISH UNLESS NOTED OTHERWISE
- EXTERIOR GUARDS AND HANDRAILS TO BE GALVANIZED STEEL WITH POWDER COATED FINISH UNLESS NOTED OTHERWISE
- FOR ALL TACTILE INDICATOR, USE TA-1A - YELLOW COLOUR UNLESS OTHERWISE NOTED
- FOR ALL TEXTURE AND CONTRAST WARNING STRIP INTERIOR APPLICATION, USE TA-10 -YELLOW COLOUR UNLESS OTHERWISE NOTED
- FOR ALL TEXTURE AND CONTRAST WARNING STRIP EXTERIOR APPLICATION, USE TA-11, EXCEPT CAST IN PLACE EXTERIOR CONCRETE APPLICATION USE TA-12

NOTE: 90 DEGREE CONDITION SHOWN, DETAIL TO BE SIMILAR FOR OTHER ANGLES .

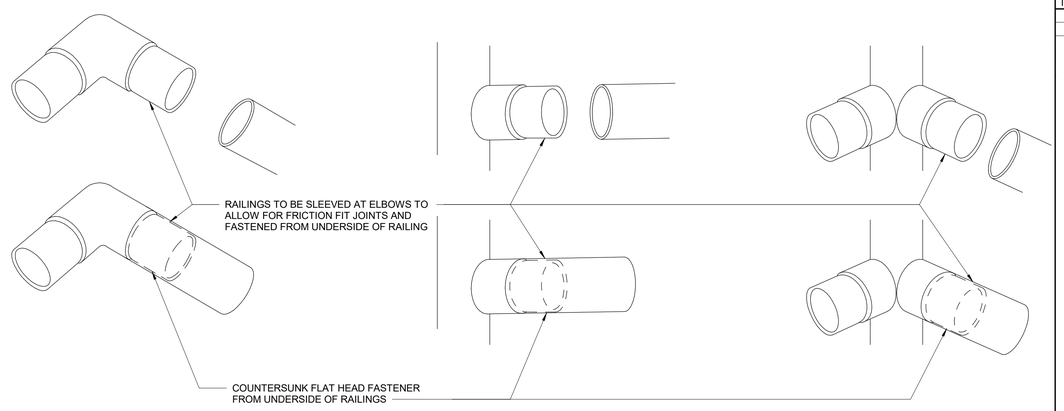

3 D1402 RAILING ELBOW CONNECTION DETAIL TYP.
Scale: 1 : 2

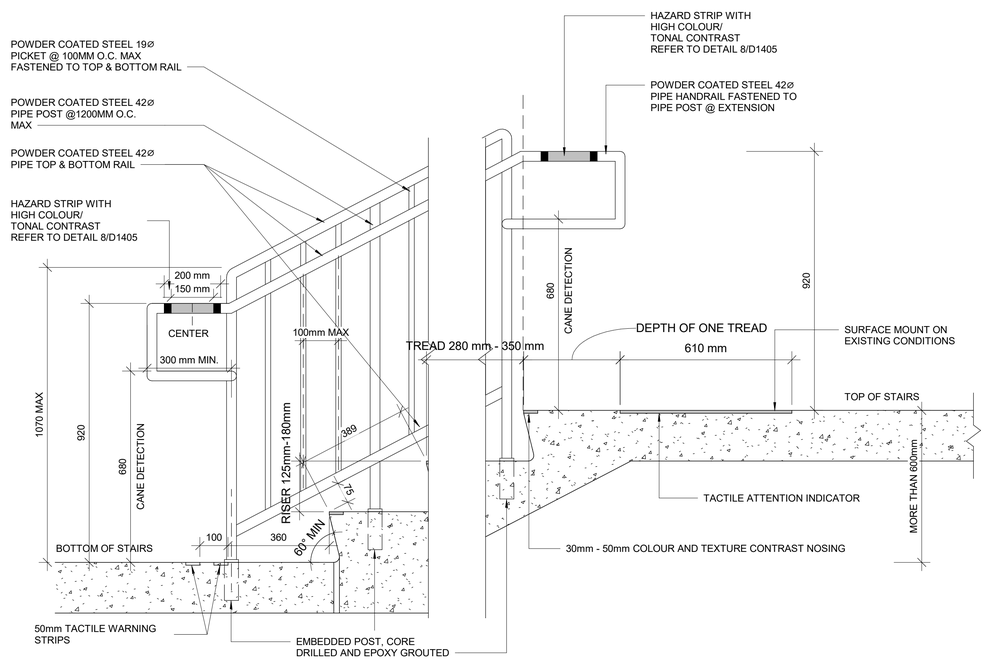

2 D1402 TYP. EXTERIOR STAIR ELEVATION MORE THAN 600mm
Scale: 1 : 10

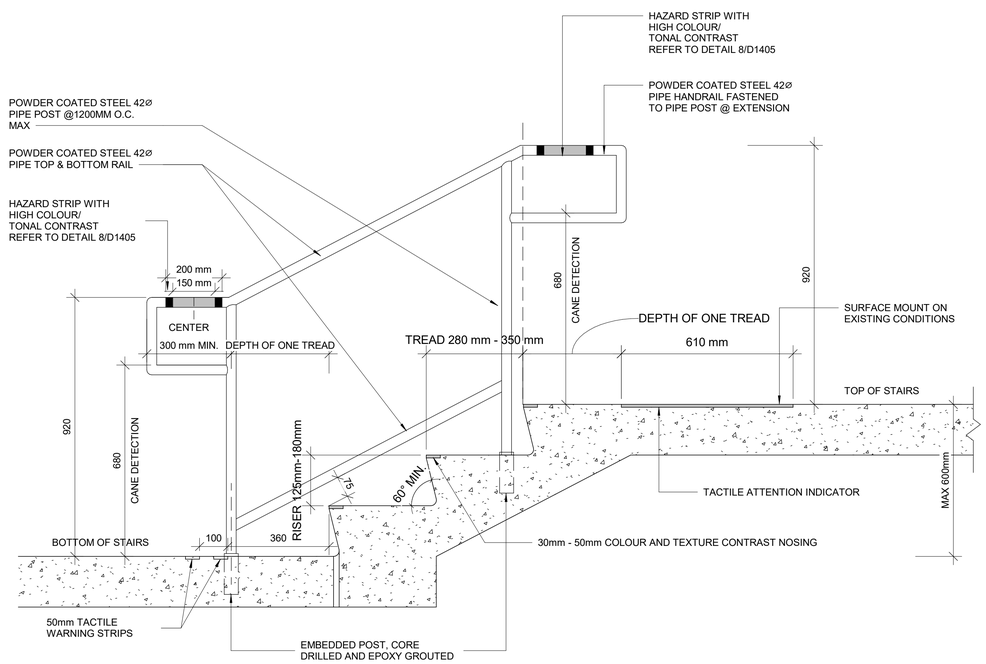

4 D1402 TYP. EXTERIOR STAIR ELEVATION LESS THAN 600
Scale: 1 : 10

CLIENT

CITY OF TORONTO

TORONTO

Corporate Real Estate Management
Project Management Office
Metro Hall Toronto, ON
M5V 3C6

COPYRIGHT
This drawing has been prepared solely for the intended use, thus any reproduction or distribution for any purpose other than authorized by IBI Group is forbidden. Written dimensions shall have precedence over scaled dimensions. Contractors shall verify and be responsible for all dimensions and conditions on the job, and IBI Group shall be informed of any variations from the dimensions and conditions shown on the drawing. Shop drawings shall be submitted to IBI Group for general conformance before proceeding with fabrication.

IBI Group Professional Services (Canada) Inc.
is a member of the IBI Group of companies

ISSUES

No.	DESCRIPTION	DATE
A	ISSUED FOR TENDER	2025-04-11

CONSULTANTS

SEAL

PRIME CONSULTANT

ARCADIS

100 - 175 Galaxy Blvd,
Toronto, ON M9W 0C9, Canada
tel 416 679 1930
www.arcadis.com

PROJECT TITLE
CITY OF TORONTO
ACCESSIBILITY UPGRADES

PROJECT ADDRESS

PROJECT NO:
9119- 19- 0162 / Arcadis 30279056

DRAWN BY:	CHECKED BY:
A. BOYNARIAN	**K. TILAHUN**
PROJECT MGR:	APPROVED BY:
F.BOLOURIAN	**E. FENUTA**

SHEET TITLE
STAIR DETAILS - 02

SHEET NUMBER
D1402

ISSUE
A

SCALE CHECK
10mm
1 in

2025-04-11 10:39:53 AM

NOTES:

- INTERIOR GUARDS AND HANDRAILS TO BE STEEL WITH POWDER COATED FINISH UNLESS NOTED OTHERWISE
- EXTERIOR GUARDS AND HANDRAILS TO BE GALVANIZED STEEL WITH POWDER COATED FINISH UNLESS NOTED OTHERWISE
- FOR ALL TACTILE INDICATOR, USE TA-1A - YELLOW COLOUR UNLESS OTHERWISE NOTED
- FOR ALL TEXTURE AND CONTRAST WARNING STRIP INTERIOR APPLICATION, USE TA-10 -YELLOW COLOUR UNLESS OTHERWISE NOTED
- FOR ALL TEXTURE AND CONTRAST WARNING STRIP EXTERIOR APPLICATION, USE TA-11, EXCEPT CAST IN PLACE EXTERIOR CONCRETE APPLICATION USE TA-12

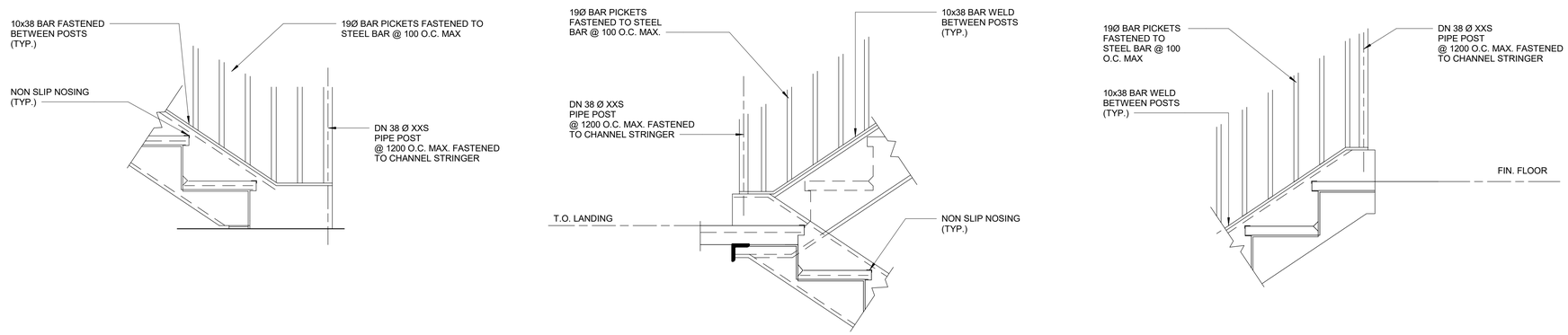

1 / D1403 TYP. GUARDRAIL CONNECTION DETAIL AT STEEL STRINGER
Scale: 1 : 10

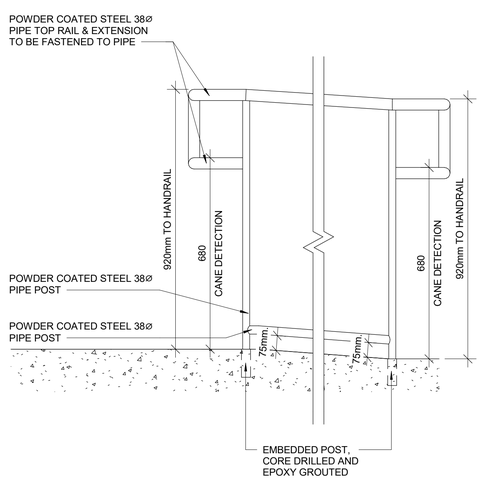

2 / D1403 ELEVATION OF GUARDRAIL FOR RAMP AT GRADE DIFFERENCE LESS THAN 600 MM
Scale: 1 : 10

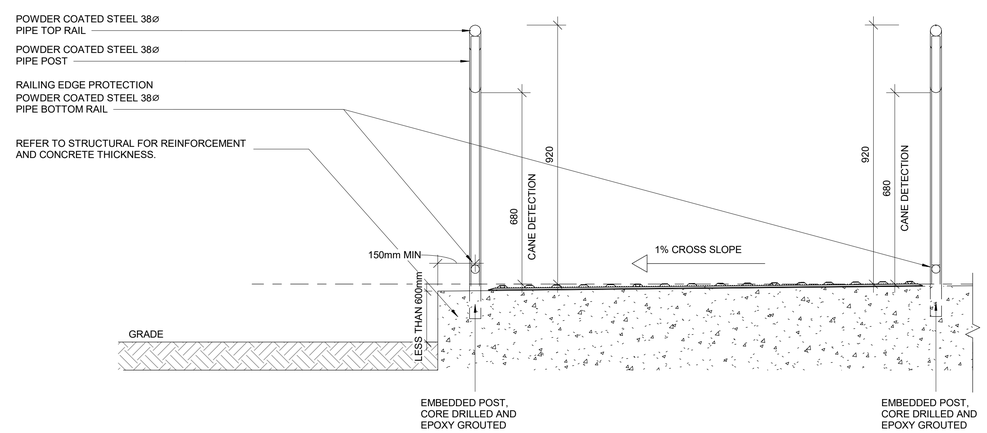

3 / D1403 SECTION OF GUARDRAIL FOR RAMP AT GRADE DIFFERENCE LESS THAN 600 MM
Scale: 1 : 10

2025-04-11 10:39:53 AM

CLIENT

CITY OF TORONTO

TORONTO

Corporate Real Estate Management
Project Management Office
Metro Hall Toronto, ON
M5V 3C6

COPYRIGHT

This drawing has been prepared solely for the intended use, thus any reproduction or distribution for any purpose other than authorized by IBI Group is forbidden. Written dimensions shall have precedence over scaled dimensions. Contractors shall verify and be responsible for all dimensions and conditions on the job, and IBI Group shall be informed of any variations from the dimensions and conditions shown on the drawing. Shop drawings shall be submitted to IBI Group for general conformance before proceeding with fabrication.

IBI Group Professional Services (Canada) Inc.
is a member of the IBI Group of companies

ISSUES

No.	DESCRIPTION	DATE
A	ISSUED FOR TENDER	2025-04-11

CONSULTANTS

SEAL

PRIME CONSULTANT

ARCADIS

100 - 175 Galaxy Blvd,
Toronto, ON M9W 0C9, Canada
tel 416 679 1930
www.arcadis.com

PROJECT TITLE

CITY OF TORONTO
ACCESSIBILITY UPGRADES

PROJECT ADDRESS

PROJECT NO:
9119- 19- 0162 / Arcadis 30279056

DRAWN BY:	CHECKED BY:
A. BOYNARIAN	**K. TILAHUN**
PROJECT MGR:	APPROVED BY:
F.BOLOURIAN	**E. FENUTA**

SHEET TITLE

RAMP DETAILS - 01

SHEET NUMBER	ISSUE
D1403	A

SCALE CHECK: 10mm 1 in

NOTES:

- INTERIOR GUARDS AND HANDRAILS TO BE STEEL WITH POWDER COATED FINISH UNLESS NOTED OTHERWISE
- EXTERIOR GUARDS AND HANDRAILS TO BE GALVANIZED STEEL WITH POWDER COATED FINISH UNLESS NOTED OTHERWISE
- FOR ALL TACTILE INDICATOR, USE TA-1A - YELLOW COLOUR UNLESS OTHERWISE NOTED
- FOR ALL TEXTURE AND CONTRAST WARNING STRIP INTERIOR APPLICATION, USE TA-10 -YELLOW COLOUR UNLESS OTHERWISE NOTED
- FOR ALL TEXTURE AND CONTRAST WARNING STRIP EXTERIOR APPLICATION, USE TA-11, EXCEPT CAST IN PLACE EXTERIOR CONCRETE APPLICATION USE TA-12

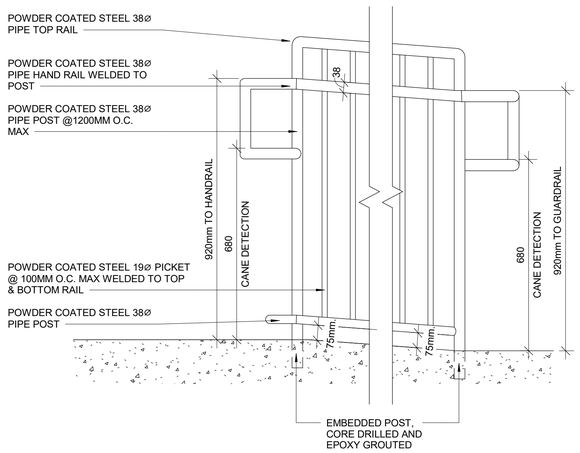

1 D1404 ELEVATION OF GUARDRAIL FOR RAMP AT GRADE DIFFERENCE MORE THAN 600 MM
Scale: 1 : 10

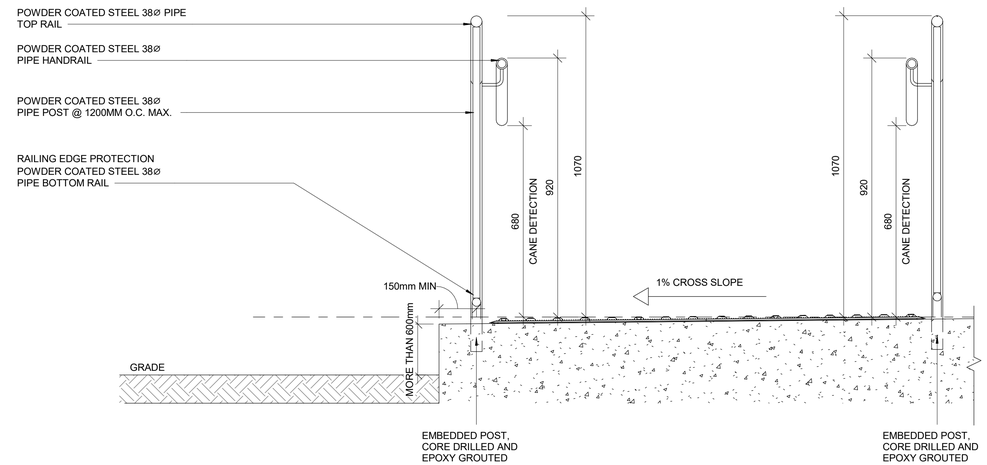

2 D1404 SECTION OF GUARDRAIL FOR RAMP AT GRADE DIFFERENCE MORE THAN 600 MM
Scale: 1 : 10

CLIENT

CITY OF TORONTO

TORONTO

Corporate Real Estate Management
Project Management Office
Metro Hall Toronto, ON
M5V 3C6

COPYRIGHT
This drawing has been prepared solely for the intended use, thus any reproduction or distribution for any purpose other than authorized by IBI Group is forbidden. Written dimensions shall have precedence over scaled dimensions. Contractors shall verify and be responsible for all dimensions and conditions on the job, and IBI Group shall be informed of any variations from the dimensions and conditions shown on the drawing. Shop drawings shall be submitted to IBI Group for general conformance before proceeding with fabrication.

IBI Group Professional Services (Canada) Inc.
is a member of the IBI Group of companies

ISSUES

No.	DESCRIPTION	DATE
A	ISSUED FOR TENDER	2025-04-11

CONSULTANTS

SEAL

PRIME CONSULTANT

ARCADIS

100 - 175 Galaxy Blvd,
Toronto, ON M9W 0C9, Canada
tel 416 679 1930
www.arcadis.com

PROJECT TITLE
CITY OF TORONTO
ACCESSIBILITY UPGRADES

PROJECT ADDRESS

PROJECT NO:
9119- 19- 0162 / Arcadis 30279056

DRAWN BY:	CHECKED BY:
A. BOYNARIAN	**K. TILAHUN**
PROJECT MGR:	APPROVED BY:
F.BOLOURIAN	**E. FENUTA**

SHEET TITLE
RAMP DETAILS - 02

SHEET NUMBER
D1404

ISSUE
A

SCALE CHECK
1 in
10mm

2025-04-11 10:39:53 AM

TA - 1a
EXTERIOR AND INTERIOR APPLICATION



1 / D1405 TACTILE ATTENTION INDICATOR
Scale: 1 : 5

TA-8
INTERIOR APPLICATION

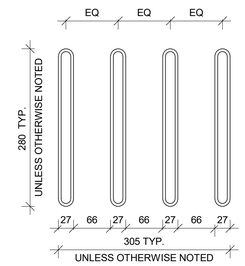

2 / D1405 GUIDANCE BARS PLAN
Scale: 1 : 5

RESERVED

RESERVED

RESERVED

150mm LONG YELLOW COLOUR WAYFINDING SIGN WITH BRAILLE AND 25mm WIDE RED COLOUR ON EITHER SIDE OF THE SIGN

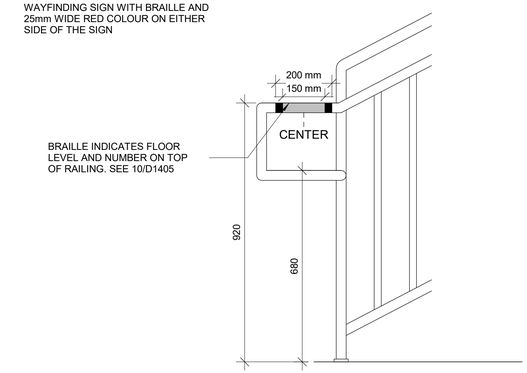

8 / D1405 HANDRAIL WARNING STRIP
Scale: 1 : 10

RESERVED

RESERVED

RESERVED

150mm LONG YELLOW COLOUR WAYFINDING SIGN WITH BRAILLE AND 25mm WIDE RED COLOUR ON EITHER SIDE OF THE SIGN

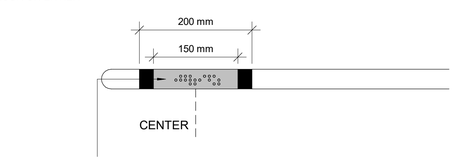

10 / D1405 HANDRAIL HAZARD STRIP PLAN
Scale: 1 : 5

CLIENT
CITY OF TORONTO
TORONTO
Corporate Real Estate Management
Project Management Office
Metro Hall Toronto, ON
M5V 3C6

COPYRIGHT
This drawing has been prepared solely for the intended use, thus any reproduction or distribution for any purpose other than authorized by IBI Group is forbidden. Written dimensions shall have precedence over scaled dimensions. Contractors shall verify and be responsible for all dimensions and conditions on the job, and IBI Group shall be informed of any variations from the dimensions and conditions shown on the drawing. Shop drawings shall be submitted to IBI Group for general conformance before proceeding with fabrication.

IBI Group Professional Services (Canada) Inc.
is a member of the IBI Group of companies

ISSUES

No.	DESCRIPTION	DATE
A	ISSUED FOR TENDER	2025-04-11

CONSULTANTS

SEAL

PRIME CONSULTANT
ARCADIS
100 - 175 Galaxy Blvd,
Toronto, ON M9W 0C9, Canada
tel 416 679 1930
www.arcadis.com

PROJECT TITLE
CITY OF TORONTO
ACCESSIBILITY UPGRADES

PROJECT ADDRESS

PROJECT NO:
9119- 19- 0162 / Arcadis 30279056

DRAWN BY:	CHECKED BY:
A. BOYNARIAN	**K. TILAHUN**
PROJECT MGR:	APPROVED BY:
F.BOLOURIAN	**E. FENUTA**

SHEET TITLE
TACTILE DETAILS

SHEET NUMBER
D1405

ISSUE
A

SCALE CHECK
10mm
1 in

2025-04-11 10:39:53 AM

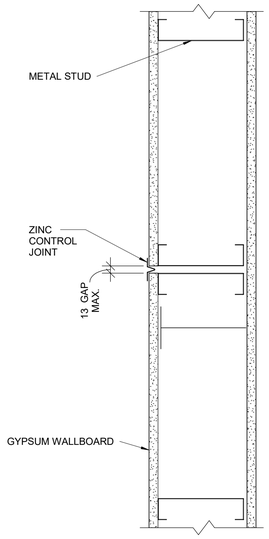

1 / D1501 CONTROL JOINT PLAN DETAIL - DRYWALL
Scale: 1 : 5

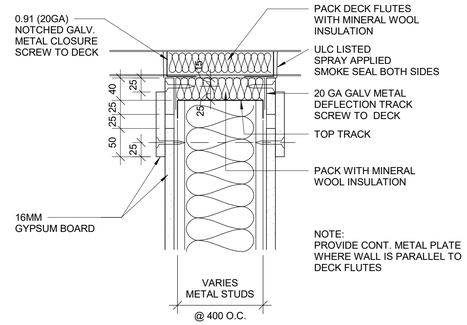

3 / D1501 HEAD DRYWALL FIRE RATED PARTITION
Scale: 1 : 5

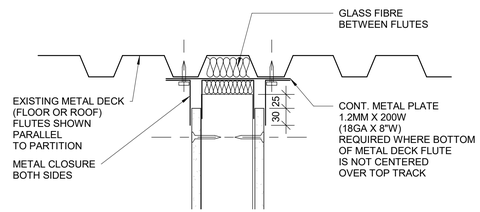

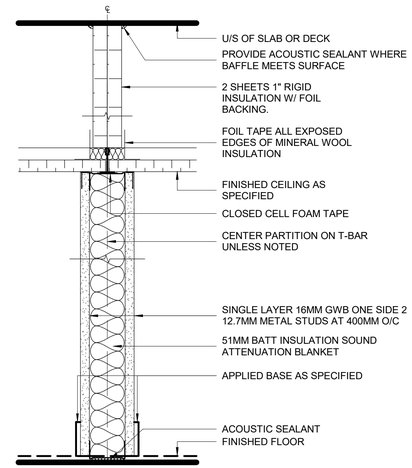

NOTE: ANCHOR TOP TRACK TO T-BAR WITH CLIPS OR FASTENERS DO NOT SCREW TO MAIN T's

5 / D1501 DRYWALL - ACOUSTICAL TREATMENT ABOVE CEILING
Scale: 1 : 5

RESERVED

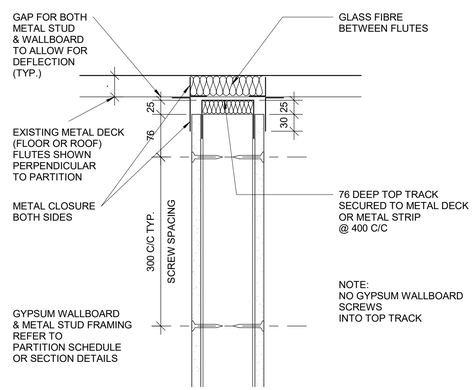

4 / D1501 HEAD FULL HEIGHT DRYWALL PARTITION - NON RATED
Scale: 1 : 5

2025-04-11 10:39:53 AM

CLIENT
CITY OF TORONTO
TORONTO
Corporate Real Estate Management
Project Management Office
Metro Hall Toronto, ON
M5V 3C6

COPYRIGHT
This drawing has been prepared solely for the intended use, thus any reproduction or distribution for any purpose other than authorized by IBI Group is forbidden. Written dimensions shall have precedence over scaled dimensions. Contractors shall verify and be responsible for all dimensions and conditions on the job, and IBI Group shall be informed of any variations from the dimensions and conditions shown on the drawing. Shop drawings shall be submitted to IBI Group for general conformance before proceeding with fabrication.

IBI Group Professional Services (Canada) Inc.
is a member of the IBI Group of companies

ISSUES

No.	DESCRIPTION	DATE
A	ISSUED FOR TENDER	2025-04-11

CONSULTANTS

SEAL

PRIME CONSULTANT
ARCADIS
100 - 175 Galaxy Blvd,
Toronto, ON M9W 0C9, Canada
tel 416 679 1930
www.arcadis.com

PROJECT TITLE
CITY OF TORONTO
ACCESSIBILITY UPGRADES

PROJECT ADDRESS

PROJECT NO:
9119- 19- 0162 / Arcadis 30279056

DRAWN BY:	CHECKED BY:
A. BOYNARIAN	**K. TILAHUN**
PROJECT MGR:	APPROVED BY:
F.BOLOURIAN	**E. FENUTA**

SHEET TITLE
MISCELLANEOUS
DETAILS - 01

SHEET NUMBER
D1501

ISSUE
A

SCALE CHECK
1 in
10mm

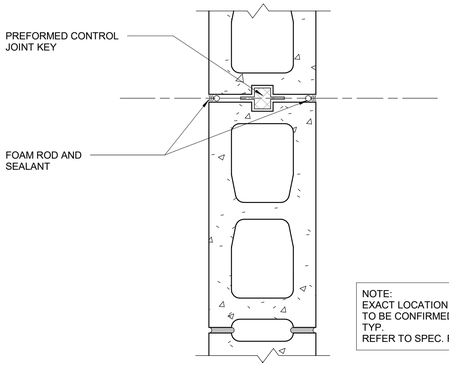

NOTE:
EXACT LOCATION OF CONTROL JOINT LOCATIONS TO BE CONFIRMED ON SITE BY CONTRACTOR TYP.
REFER TO SPEC. FOR MINIMUM SPACING

1 / D1502 CONC BLOCK CONTROL JOINT DETAIL
Scale: 1 : 5

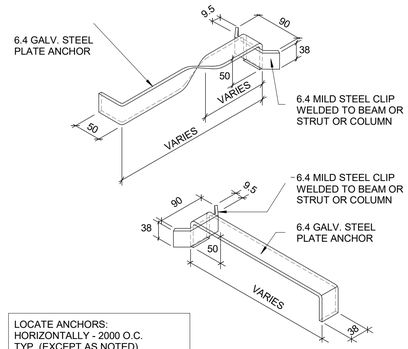

LOCATE ANCHORS:
HORIZONTALLY - 2000 O.C.
TYP. (EXCEPT AS NOTED)
VERTICALLY - 400 O.C.

4 / D1502 MASONRY ANCHOR DETAIL
Scale: 1 : 10

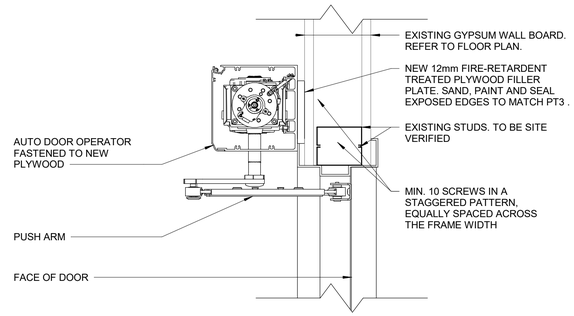

7 / D1502 WALL REINFORCEMENT DETAIL FOR DOOR OPERATOR AT EXISTING GB PARTITION
Scale: 1 : 5

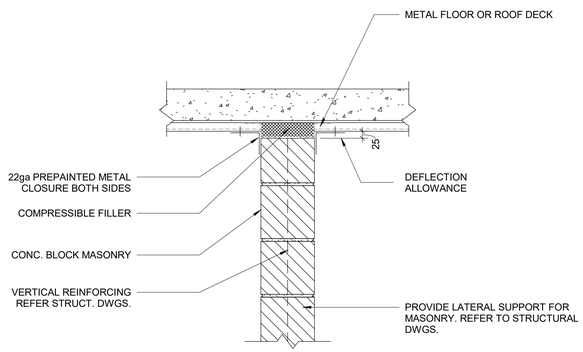

2 / D1502 CONCRETE BLOCK TO CONCRETE METAL DECK
Scale: 1 : 10

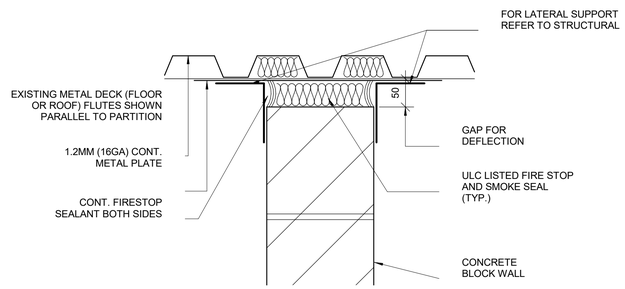

5 / D1502 HEAD DRYWALL FIRE RATED MASONRY WALL
Scale: 1 : 5

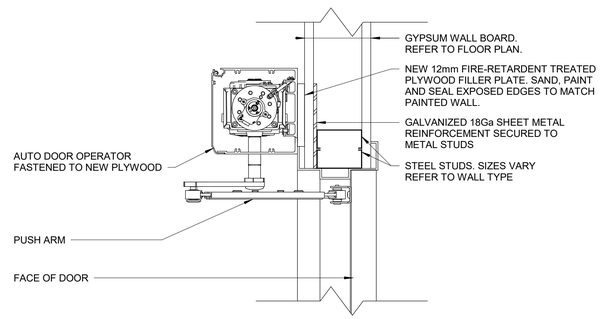

3 / D1502 WALL REINFORCEMENT DETAIL FOR DOOR OPERATOR AT NEW GB PARTITION
Scale: 1 : 5

RESERVED

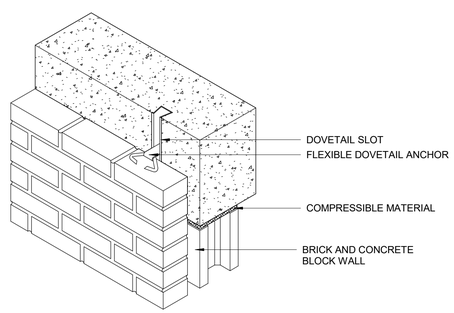

6 / D1502 MASONRY ANCHOR CONCRETE BEAM
Scale: 1 : 10

CLIENT
CITY OF TORONTO
TORONTO
Corporate Real Estate Management
Project Management Office
Metro Hall Toronto, ON
M5V 3C6

COPYRIGHT
This drawing has been prepared solely for the intended use, thus any reproduction or distribution for any purpose other than authorized by IBI Group is forbidden. Written dimensions shall have precedence over scaled dimensions. Contractors shall verify and be responsible for all dimensions and conditions on the job, and IBI Group shall be informed of any variations from the dimensions and conditions shown on the drawing. Shop drawings shall be submitted to IBI Group for general conformance before proceeding with fabrication.

IBI Group Professional Services (Canada) Inc.
is a member of the IBI Group of companies

ISSUES

No.	DESCRIPTION	DATE
A	ISSUED FOR TENDER	2025-04-11

CONSULTANTS

SEAL

PRIME CONSULTANT
ARCADIS
100 - 175 Galaxy Blvd,
Toronto, ON M9W 0C9, Canada
tel 416 679 1930
www.arcadis.com

PROJECT TITLE
CITY OF TORONTO
ACCESSIBILITY UPGRADES

PROJECT ADDRESS

PROJECT NO:
9119- 19- 0162 / Arcadis 30279056

DRAWN BY:	CHECKED BY:
A. BOYNARIAN	**K. TILAHUN**
PROJECT MGR:	APPROVED BY:
F.BOLOURIAN	**E. FENUTA**

SHEET TITLE
MISCELLANEOUS
DETAILS -02

SHEET NUMBER
D1502

ISSUE
A

SCALE CHECK
10mm
1 in

2025-04-11 10:39:53 AM

RESERVED

RESERVED

RESERVED

RESERVED

CLIENT

CITY OF TORONTO

TORONTO

Corporate Real Estate Management
Project Management Office
Metro Hall Toronto, ON
M5V 3C6

COPYRIGHT

This drawing has been prepared solely for the intended use, thus any reproduction or distribution for any purpose other than authorized by IBI Group is forbidden. Written dimensions shall have precedence over scaled dimensions. Contractors shall verify and be responsible for all dimensions and conditions on the job, and IBI Group shall be informed of any variations from the dimensions and conditions shown on the drawing. Shop drawings shall be submitted to IBI Group for general conformance before proceeding with fabrication.

IBI Group Professional Services (Canada) Inc.
is a member of the IBI Group of companies

ISSUES

No.	DESCRIPTION	DATE
A	ISSUED FOR TENDER	2025-04-11

CONSULTANTS

SEAL

PRIME CONSULTANT

ARCADIS

100 - 175 Galaxy Blvd,
Toronto, ON M9W 0C9, Canada
tel 416 679 1930
www.arcadis.com

PROJECT TITLE

CITY OF TORONTO
ACCESSIBILITY UPGRADES

PROJECT ADDRESS

PROJECT NO:
9119- 19- 0162 / Arcadis 30279056

DRAWN BY:	CHECKED BY:
A. BOYNARIAN	**K. TILAHUN**
PROJECT MGR:	APPROVED BY:
F.BOLOURIAN	**E. FENUTA**

SHEET TITLE

ELEVAOTOR DETAILS

SHEET NUMBER	ISSUE
D1601	A

SCALE CHECK 1 in 10mm

2025-04-11 10:39:53 AM

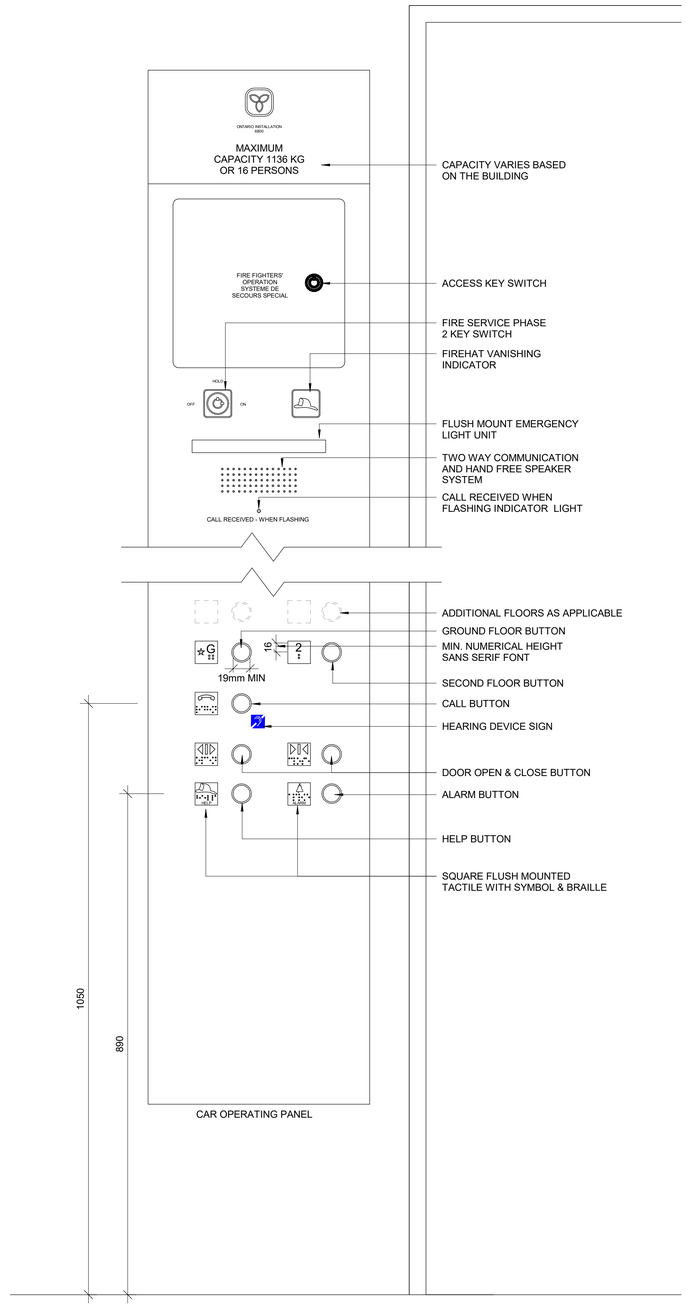

1 D1602 INTERIOR ELEVATOR CONTROLS
Scale: 1 : 5

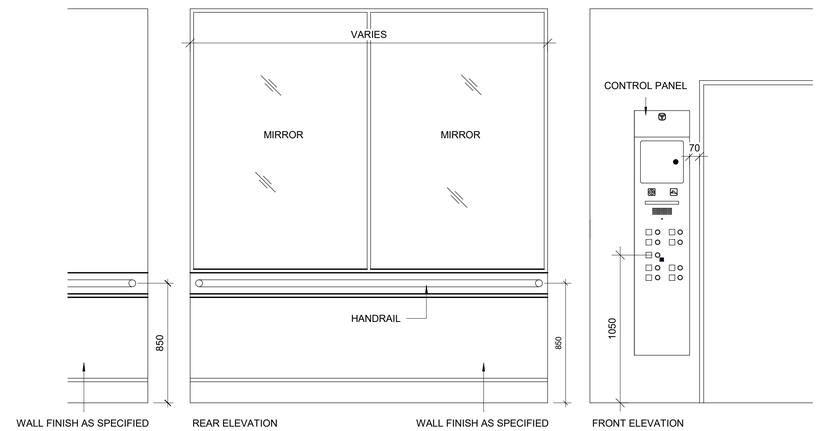

2 D1602 ELEVATOR INTERIOR ELEVATIONS
Scale: 1 : 20

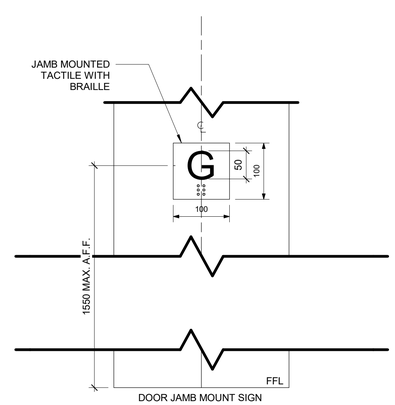

3 D1602 TACTILE FLOOR MARKER
Scale: 1 : 5

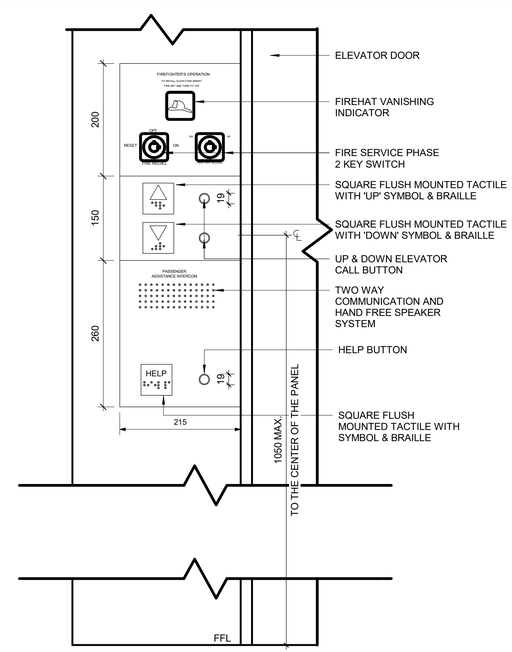

4 D1602 ELEVATOR EXTERIOR PANEL ELEVATION
Scale: 1 : 5

CLIENT

CITY OF TORONTO

Corporate Real Estate Management
Project Management Office
Metro Hall Toronto, ON
M5V 3C6

COPYRIGHT
This drawing has been prepared solely for the intended use, thus any reproduction or distribution for any purpose other than authorized by IBI Group is forbidden. Written dimensions shall have precedence over scaled dimensions. Contractors shall verify and be responsible for all dimensions and conditions on the job, and IBI Group shall be informed of any variations from the dimensions and conditions shown on the drawing. Shop drawings shall be submitted to IBI Group for general conformance before proceeding with fabrication.

IBI Group Professional Services (Canada) Inc.
is a member of the IBI Group of companies

ISSUES

No.	DESCRIPTION	DATE
A	ISSUED FOR TENDER	2025-04-11

CONSULTANTS

SEAL

PRIME CONSULTANT

ARCADIS

100 - 175 Galaxy Blvd,
Toronto, ON M9W 0C9, Canada
tel 416 679 1930
www.arcadis.com

PROJECT TITLE
CITY OF TORONTO
ACCESSIBILITY UPGRADES

PROJECT ADDRESS

PROJECT NO:
9119- 19- 0162 / Arcadis 30279056

DRAWN BY:	CHECKED BY:
A. BOYNARIAN	**K. TILAHUN**
PROJECT MGR:	APPROVED BY:
F.BOLOURIAN	**E. FENUTA**

SHEET TITLE
ELEVATOR CONTROL &
INTERIOR CABIN
DETAILS

SHEET NUMBER
D1602

ISSUE
A

SCALE CHECK
10mm
1 in

2025-04-11 10:39:53 AM

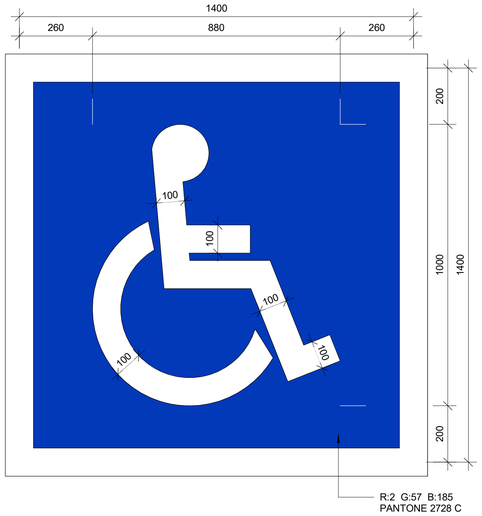

1 / D1701 ACCESSIBLE PARKING PAVEMENT MARKING
Scale: 1 : 10

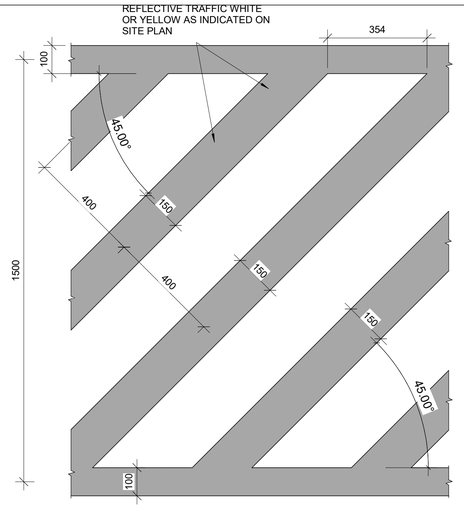

3 / D1701 SITE DETAILS - PAINTED WALKWAY DETAIL
Scale: 1 : 10

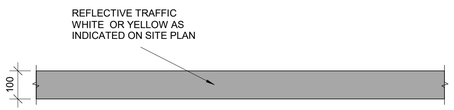

4 / D1701 SITE DETAILS - PAINTED LANE MARKING DETAIL
Scale: 1 : 10

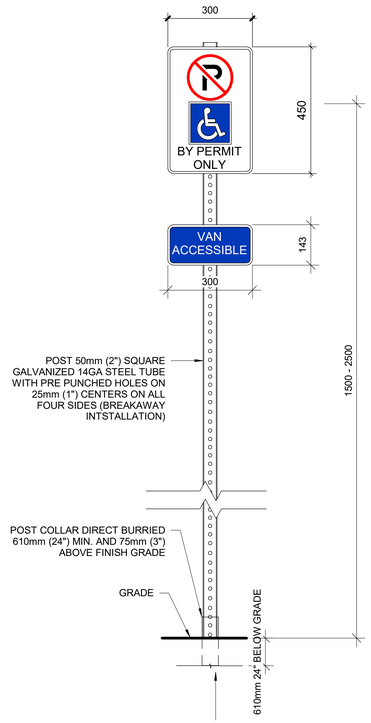

2 TYPES OF ANCHORING:
- HAMMER DOWN HEAVY DUTY ANCHOR FOR CONCRETE AND ASPHALT C/W NON-SHRINK GROUT
- HUMMER DOWN OMNI DIRECTIONAL ANCHOR FOR SOIL

2 / D1701 ACCESSIBLE PARKING VERTICAL SIGN
Scale: 1 : 10

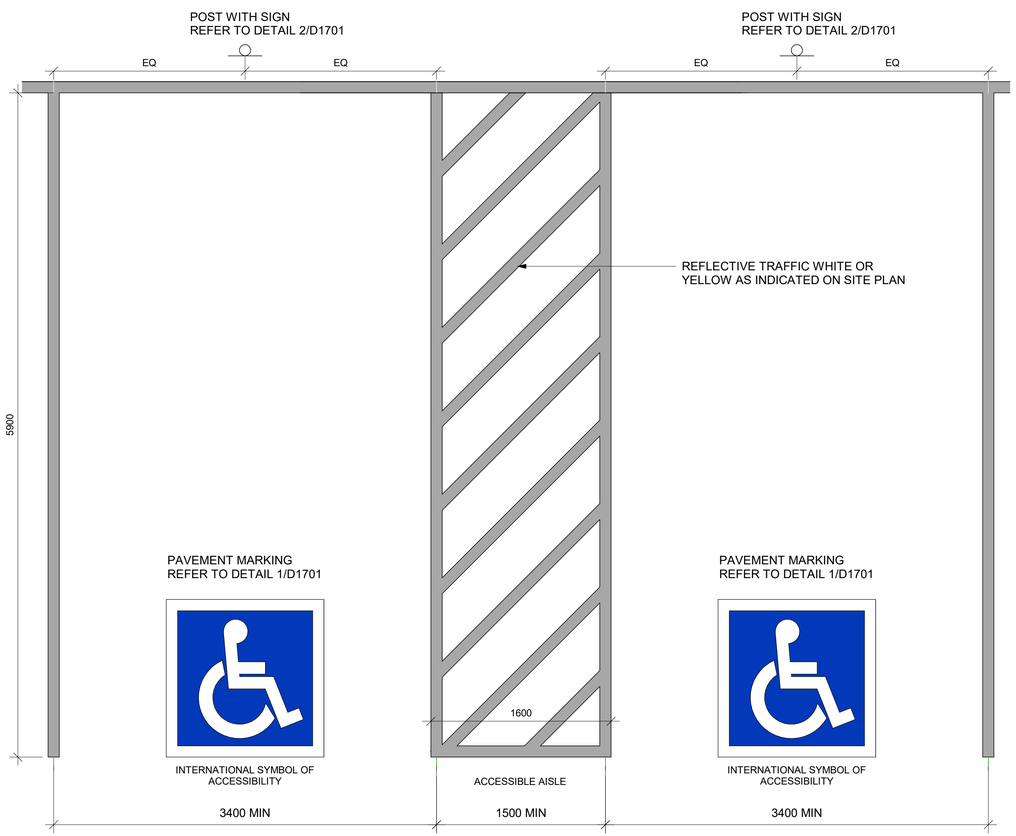

5 / D1701 ACCESSIBLE PARKING SPACES
Scale: 1 : 25

2025-04-11 10:39:53 AM

CLIENT
CITY OF TORONTO
Corporate Real Estate Management
Project Management Office
Metro Hall Toronto, ON
M5V 3C6

COPYRIGHT
This drawing has been prepared solely for the intended use, thus any reproduction or distribution for any purpose other than authorized by IBI Group is forbidden. Written dimensions shall have precedence over scaled dimensions. Contractors shall verify and be responsible for all dimensions and conditions on the job, and IBI Group shall be informed of any variations from the dimensions and conditions shown on the drawing. Shop drawings shall be submitted to IBI Group for general conformance before proceeding with fabrication.

IBI Group Professional Services (Canada) Inc.
is a member of the IBI Group of companies

ISSUES

No.	DESCRIPTION	DATE
A	ISSUED FOR TENDER	2025-04-11

CONSULTANTS

SEAL

PRIME CONSULTANT
ARCADIS
100 - 175 Galaxy Blvd,
Toronto, ON M9W 0C9, Canada
tel 416 679 1930
www.arcadis.com

PROJECT TITLE
CITY OF TORONTO
ACCESSIBILITY UPGRADES

PROJECT ADDRESS

PROJECT NO:
9119- 19- 0162 / Arcadis 30279056

DRAWN BY:	CHECKED BY:
A. BOYNARIAN	**K. TILAHUN**
PROJECT MGR:	APPROVED BY:
F.BOLOURIAN	**E. FENUTA**

SHEET TITLE
ACCESSIBLE PARKING
AND SITE MARKING
DETAILS

SHEET NUMBER
D1701

ISSUE
A

SCALE CHECK
10mm
1 in

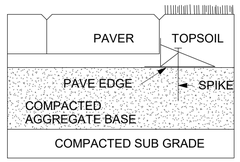

1 D1702 PAVER
Scale: 1 : 10

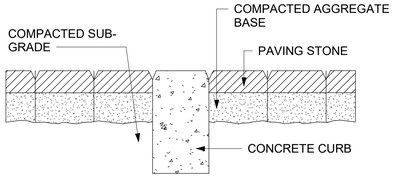

2 D1702 DEPPRESSION CURB
Scale: 1 : 10

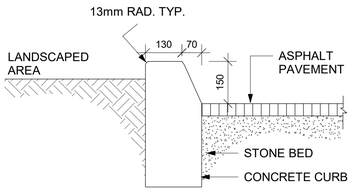

3 D1702 CURB DETAIL AT LANDSCAPED AREA
Scale: 1 : 10

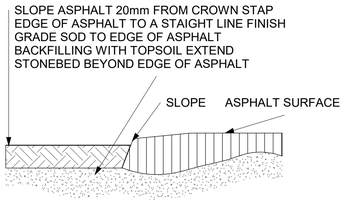

4 D1702 ASPHALT EDGE
Scale: 1 : 10

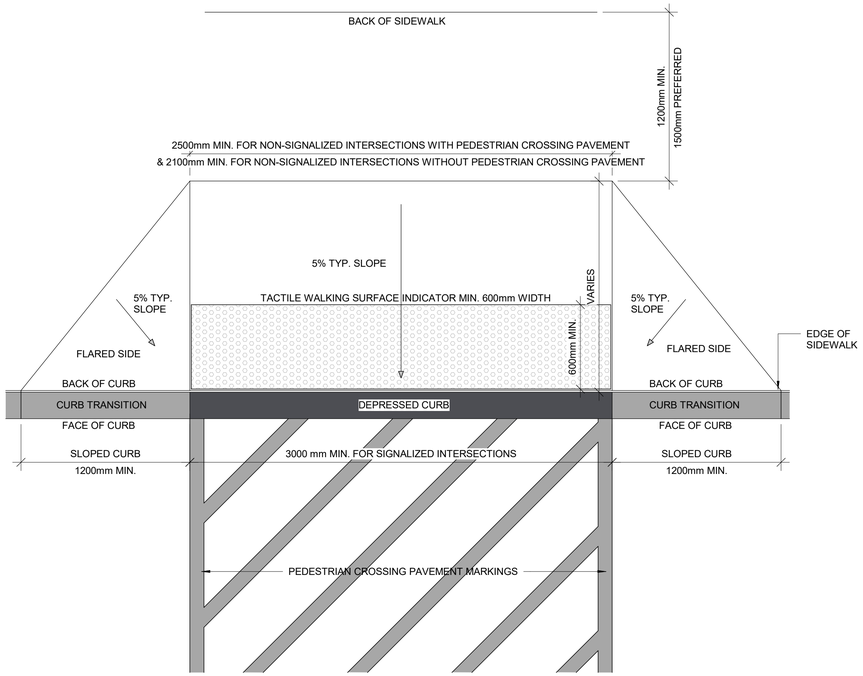

5 D1702 LARGE CURB RAMP PLAN
Scale: 1 : 20

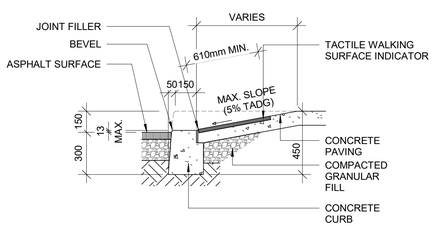

6 D1702 CURB RAMP SECTION
Scale: 1 : 20

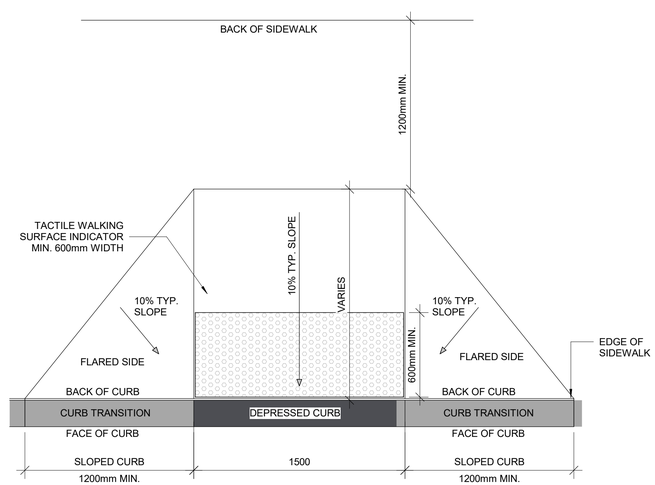

7 D1702 CURB RAMP PLAN
Scale: 1 : 20

2025-04-11 10:39:53 AM

CLIENT
CITY OF TORONTO
TORONTO
Corporate Real Estate Management
Project Management Office
Metro Hall Toronto, ON
M5V 3C6

COPYRIGHT
This drawing has been prepared solely for the intended use, thus any reproduction or distribution for any purpose other than authorized by IBI Group is forbidden. Written dimensions shall have precedence over scaled dimensions. Contractors shall verify and be responsible for all dimensions and conditions on the job, and IBI Group shall be informed of any variations from the dimensions and conditions shown on the drawing. Shop drawings shall be submitted to IBI Group for general conformance before proceeding with fabrication.

IBI Group Professional Services (Canada) Inc.
is a member of the IBI Group of companies

ISSUES

No.	DESCRIPTION	DATE
A	ISSUED FOR TENDER	2025-04-11

CONSULTANTS

SEAL

PRIME CONSULTANT
ARCADIS
100 - 175 Galaxy Blvd,
Toronto, ON M9W 0C9, Canada
tel 416 679 1930
www.arcadis.com

PROJECT TITLE
CITY OF TORONTO
ACCESSIBILITY UPGRADES

PROJECT ADDRESS

PROJECT NO:
9119- 19- 0162 / Arcadis 30279056

DRAWN BY:	CHECKED BY:
A. BOYNARIAN	**K. TILAHUN**
PROJECT MGR:	APPROVED BY:
F.BOLOURIAN	**E. FENUTA**

SHEET TITLE
CURB DETAILS

SHEET NUMBER
D1702

ISSUE
A

SCALE CHECK
10mm
1 in

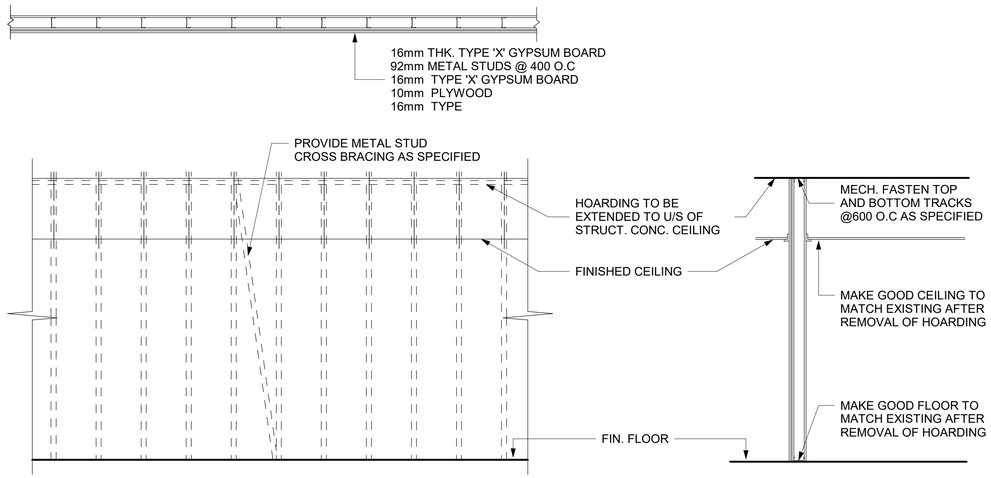

1 / D1801 PHASING / HOARDING DETAILS 1
Scale: 1 : 25

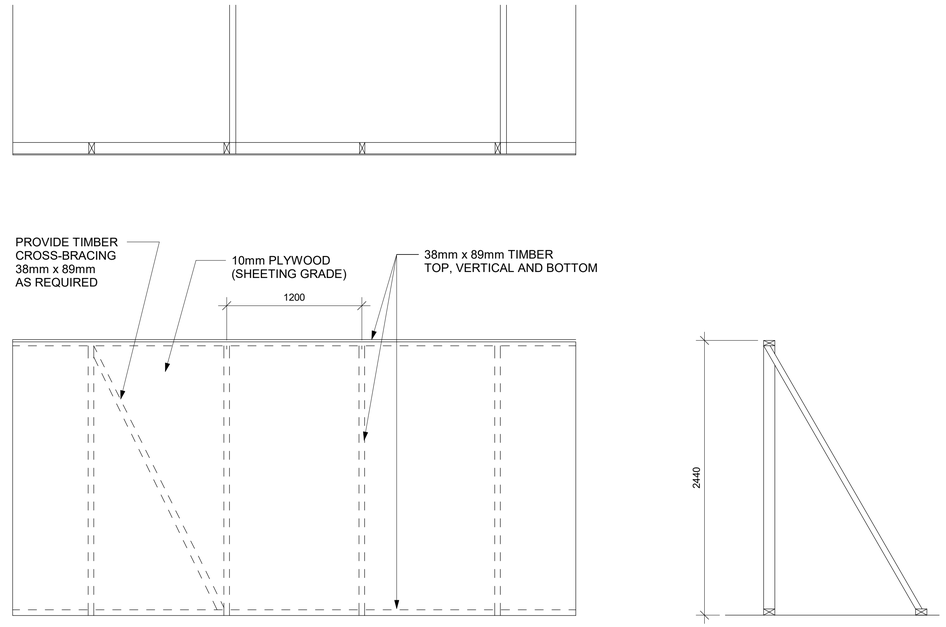

3 / D1801 PHASING / HOARDING DETAILS 3
Scale: 1 : 25

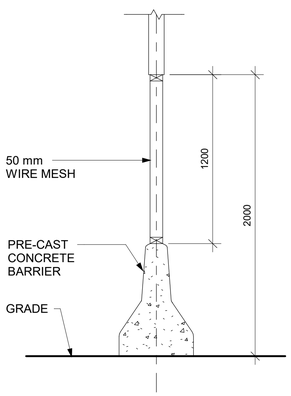

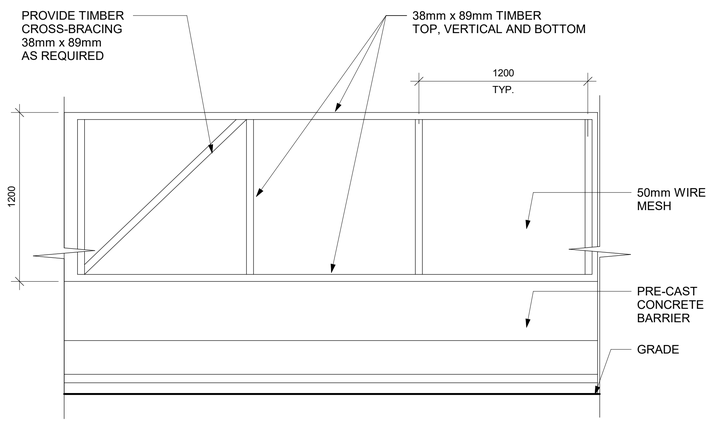

2 / D1801 PHASING / HOARDING DETAILS 2
Scale: 1 : 20

2025-04-11 10:39:53 AM

CLIENT

CITY OF TORONTO

Corporate Real Estate Management
Project Management Office
Metro Hall Toronto, ON
M5V 3C6

COPYRIGHT
This drawing has been prepared solely for the intended use, thus any reproduction or distribution for any purpose other than authorized by IBI Group is forbidden. Written dimensions shall have precedence over scaled dimensions. Contractors shall verify and be responsible for all dimensions and conditions on the job, and IBI Group shall be informed of any variations from the dimensions and conditions shown on the drawing. Shop drawings shall be submitted to IBI Group for general conformance before proceeding with fabrication.

IBI Group Professional Services (Canada) Inc.
is a member of the IBI Group of companies

ISSUES

No.	DESCRIPTION	DATE
A	ISSUED FOR TENDER	2025-04-11

CONSULTANTS

SEAL

PRIME CONSULTANT

ARCADIS

100 - 175 Galaxy Blvd,
Toronto, ON M9W 0C9, Canada
tel 416 679 1930
www.arcadis.com

PROJECT TITLE
CITY OF TORONTO
ACCESSIBILITY UPGRADES

PROJECT ADDRESS

PROJECT NO:
9119- 19- 0162 /Arcadis 30279056

DRAWN BY:	CHECKED BY:
A. BOYNARIAN	**K. TILAHUN**
PROJECT MGR:	APPROVED BY:
F.BOLOURIAN	**E. FENUTA**

SHEET TITLE
HOARDING DETAILS

SHEET NUMBER	ISSUE
D1801	A

SCALE CHECK
10mm
1 in

UNIVERS - CONDENSED
Base font used throughout the signage for the City of Toronto

ABCDEFGHIJKLMNOPQRSTUVWXYZ
abcdefghijklmnopqrstuvwxyz
1234567890

UNIVERS - BOLD CONDENSED
Used for numeric identifiers, eg: Stairwell IDs or Building Street Number

ABCDEFGHIJKLMNOPQRSTUVWXYZ
abcdefghijklmnopqrstuvwxyz
1234567890

GRADE 1 BRAILLE



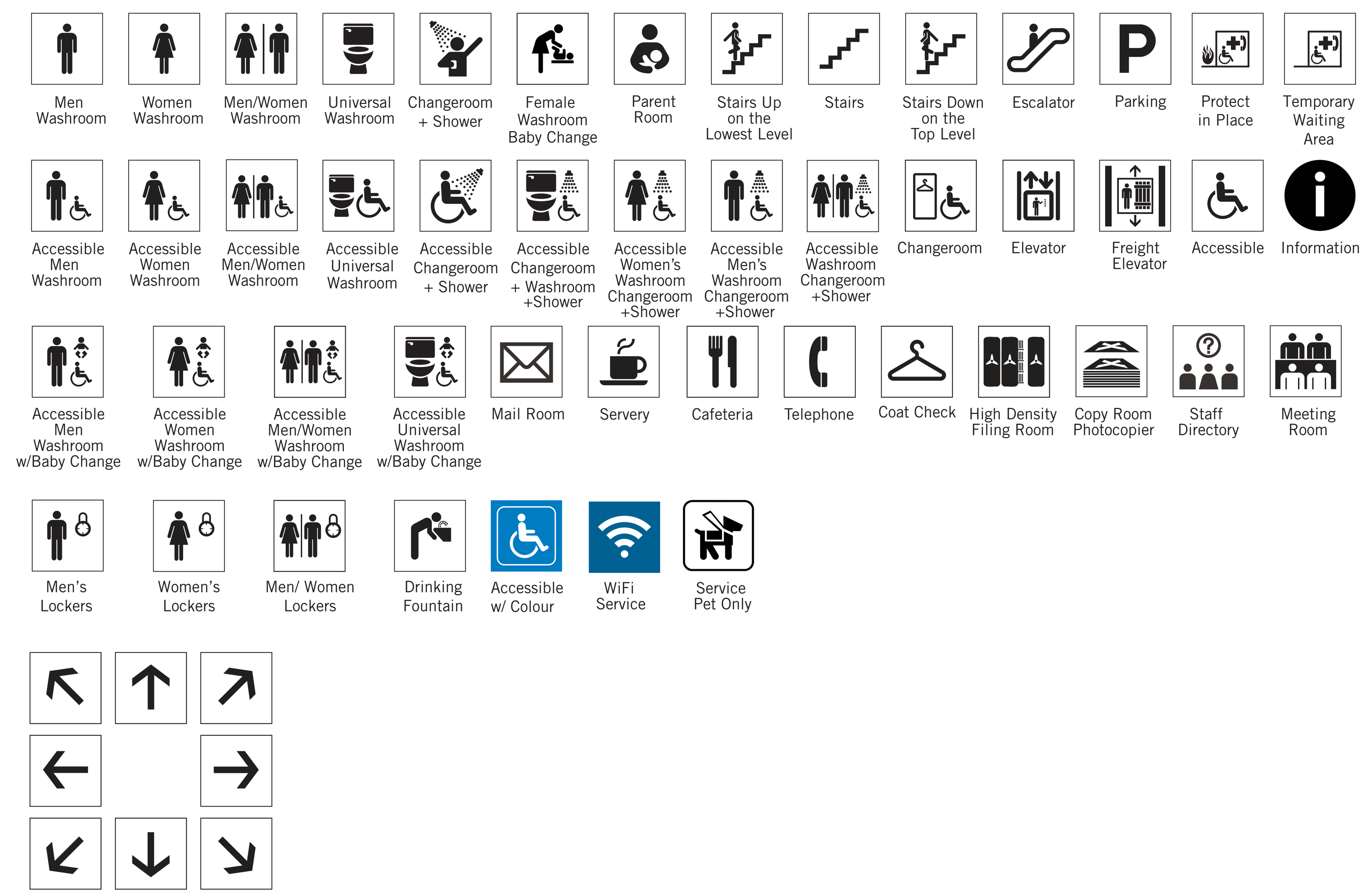

City of Toronto Signage Standard Arrows

WHITE

Matthews Acrylic:
MP-32071 White Wonder
Semi-Gloss Finish

Vinyl
3M7725-20
Opaque Matte White

CITY OF TORONTO BLUE

Pantone 647C
Matthews Acrylic:
MP-11183 Franco Blue
Semi-Gloss Finish

Vinyl
Avery SC95750
Opaque Interstate Blue

BRUSHED ALUMINUM OR SILVER

Pantone 877C
Gripguard Plus 085642
Brushed Aluminum
Semi-Gloss Finish

Vinyl
3M 180C-220
Opaque Light Silver
Metallic Vinyl

TYPICAL TORONTO POLICE SERVICE STANDARDS

BLACK

GENTLE GRAY

Matthews Acrylic
MP-07596
Semi-Gloss Finish

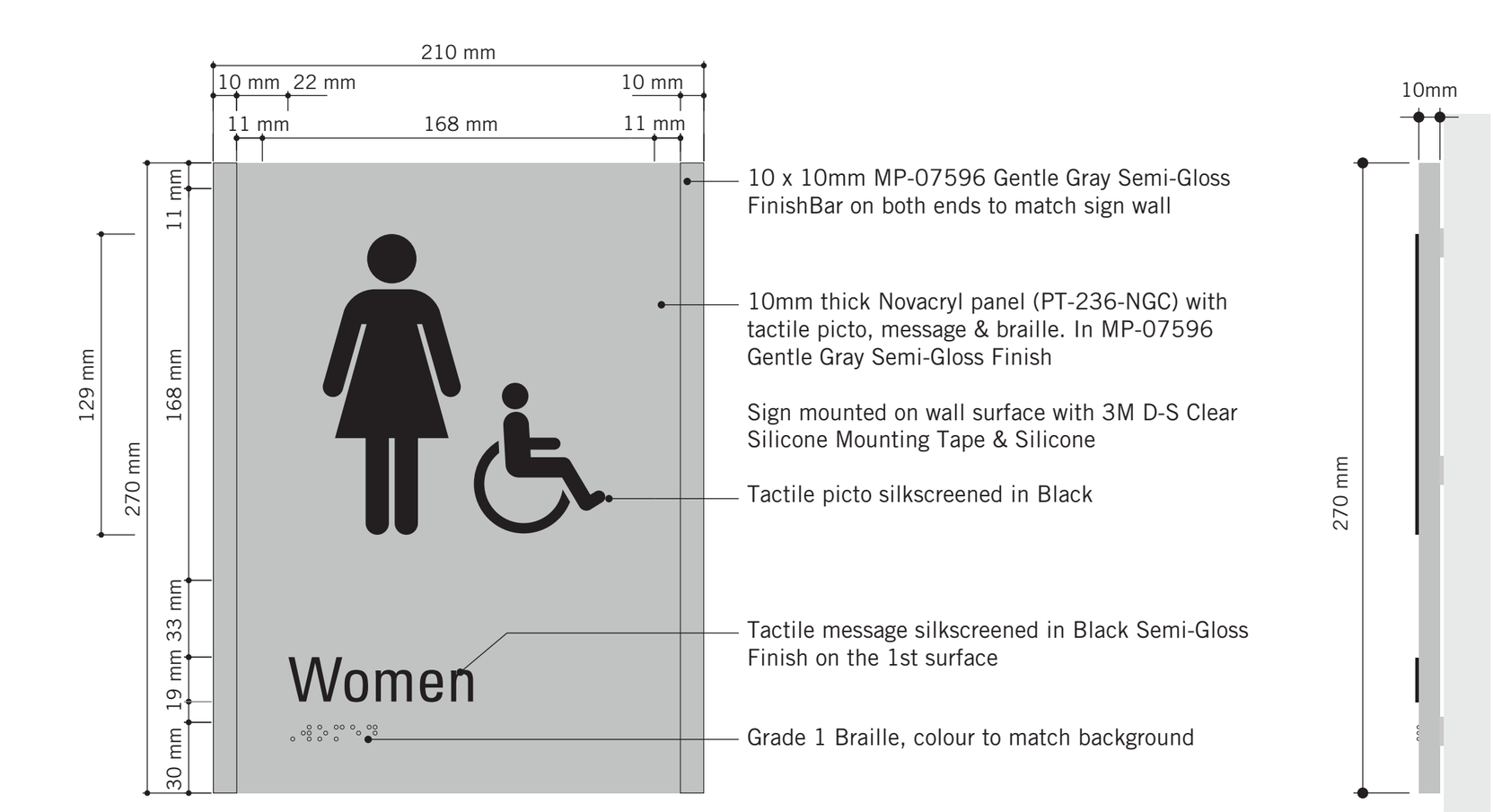

H1.1: AMENITY ID
SCALE: 1:4

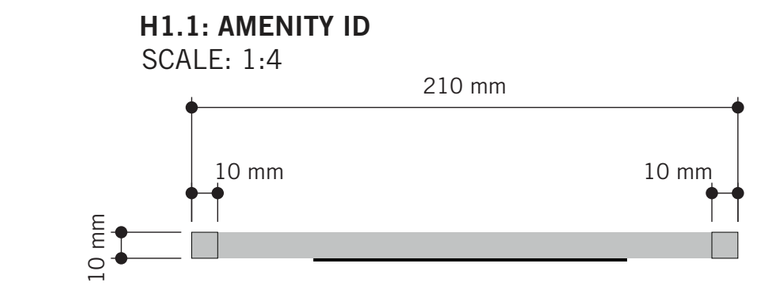

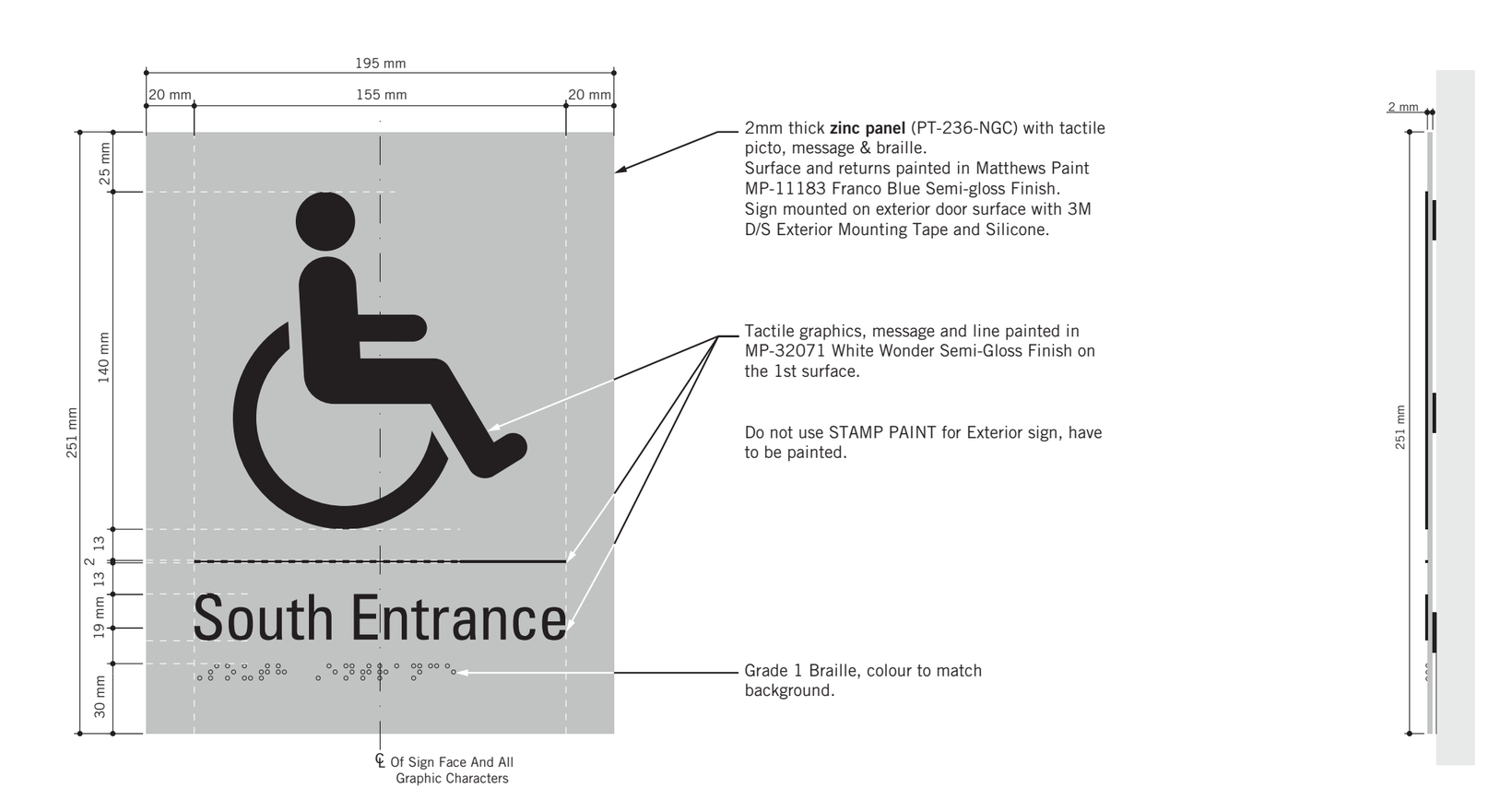

J4.2: ACCESSIBLE ENTRANCE ID - EXTERIOR
SCALE 1:2

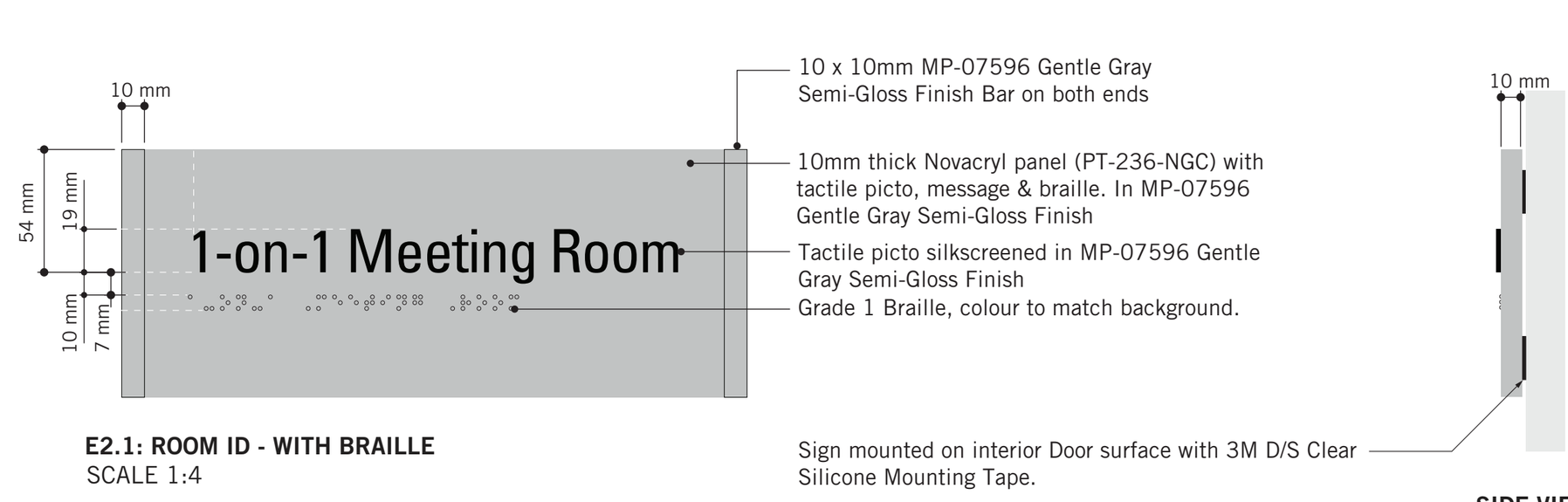

E2.1: ROOM ID - WITH BRAILLE
SCALE 1:4

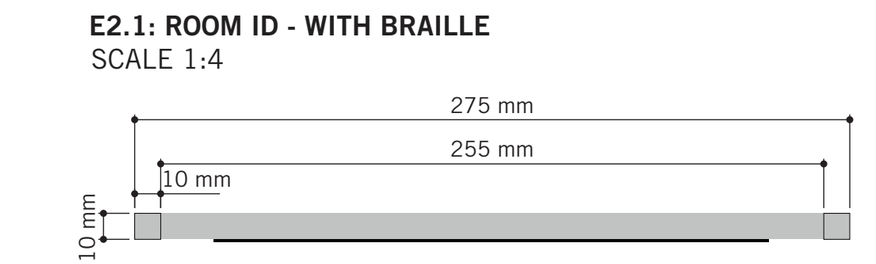

Sign mounted on interior Door surface with 3M D/S Clear Silicone Mounting Tape.

If mounted on Glass Surface:
apply same size MP-07596 Gentle Gray Semi-Gloss Finish on the 1st surface of glass before applying sign on top. Sign mounted on vinyl surface with 3M D/S VHB Foam Tape. Do not use Silicone.

Note:
Typical colours for all Toronto Police Service Standards building upgrades.

CLIENT
CITY OF TORONTO
55 John ST.
TORONTO, ON
M5V 3C6

COPYRIGHT
This drawing has been prepared solely for the intended use, thus any reproduction or distribution for any purpose other than authorized by IBI Group is forbidden. Written dimensions shall have precedence over scaled dimensions. Contractors shall verify and be responsible for all dimensions and conditions on the job, and IBI Group shall be informed of any variations from the dimensions and conditions shown on the drawing. Shop drawings shall be submitted to IBI Group for general conformance before proceeding with fabrication.
IBI Group Professional Services (Canada) Inc.
is a member of the IBI Group of companies

ISSUES

No.	DESCRIPTION	DATE
A	ISSUED FOR TENDER	2025-04-11

CONSULTANTS

SEAL

PRIME CONSULTANT
ARCADIS
100 - 175 Galaxy Blvd,
Toronto, ON M9W 0C9, Canada
tel 416 679 1930
www.arcadis.com

PROJECT TITLE
CITY OF TORONTO
ACCESSIBILITY UPGRADES

PROJECT ADDRESS
GROUP 05 BUILDINGS

PROJECT NO:
9119 – 19 – 0162 / Arcadis 30279056

DRAWN BY:	CHECKED BY:
M.LOW	**C.D. SCHNOBB**
PROJECT MGR: **R. DALY**	APPROVED BY:

SHEET TITLE
SIGNAGE & WAYFINDING DETAILS
GENERAL SPECIFICATIONS

SHEET NUMBER
D1901

ISSUE
A

C:\Users\ara.boynarian\Desktop\TAU-G31- 100 QUEEN ST WEST - CITY HALL.rvt

SCALE CHECK 10mm 1 in

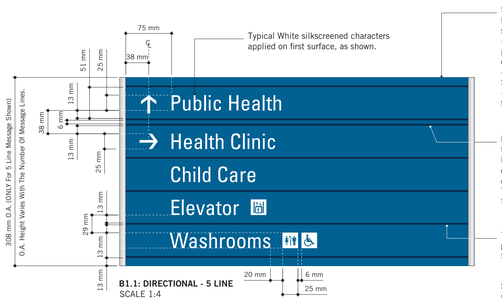

B1.1: DIRECTIONAL - 5 LINE
SCALE 1:4

Typical White silkscreened characters applied on first surface, as shown.

Single sided 10mm thick 'SintraTM' panel attached to existing building with heavy duty VHB tape and/or silicone and ready to take:
- Sickens 'Gripguard Plus' 085642 - Brushed Aluminum paint finish over vertical edges (10mm wide continued over top, bottom and vertical side edges)
- Surface and returns painted in MP-11183 Franco Blue Semi-Gloss Finish.
- White silkscreened sign message characters applied on first surface, as shown.

NOTE 1: Typical, 6mm high band (between two 3mm typical "V" grooves). This configuration ALWAYS occurs between and separates two consecutive groups of message lines with directional arrows pointing to different directions.
Typical band finish to match MP-11183 Franco Blue Semi-Gloss Finish.

Typical 3mm. wide x 3mm. deep x 560mm. long "V" grooves finish to match MP-11183 Franco Blue Semi-Gloss Finish.

SIGN MESSAGE NOTE: Overall height of signs type B1.1 varies by location, depending on the number of message lines and separation bands of each specific sign (number of message line combinations for different signs type B1.1 spans between 2 and 8 lines). See 'Note 1' above and Sign Message Schedule for complete messaging details on all signs.

SIDE VIEW
SCALE 1:4



TOP VIEW
SCALE 1:4

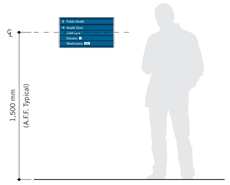

TYPICAL ELEVATION
SCALE 1:25

TYPICAL TORONTO ARCHIVES BUILDING STANDARDS

BLACK

PUMPERNICKLE

Matthews Acrylic
MP-06179
Semi-Gloss Finish

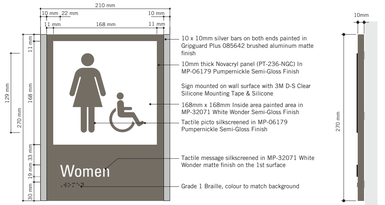

H1.1: AMENITY ID
SCALE: 1:4

SIDE VIEW



TOP VIEW

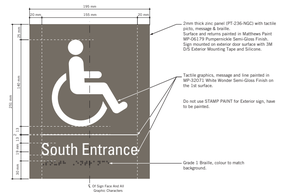

J4.2: ACCESSIBLE ENTRANCE ID - EXTERIOR
SCALE 1:2

SIDE VIEW

TOP VIEW

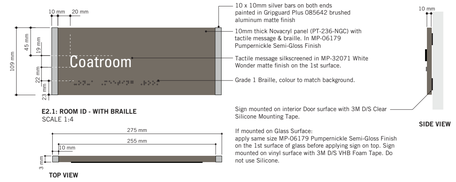

E2.1: ROOM ID - WITH BRAILLE
SCALE 1:4

SIDE VIEW

TOP VIEW

Note:
Typical colours for Toronto Archives Building Standards building upgrades.

CLIENT
CITY OF TORONTO
TORONTO
55 John ST.
TORONTO, ON
M5V 3C6

COPYRIGHT
This drawing has been prepared solely for the intended use, thus any reproduction or distribution for any purpose other than authorized by IBI Group is forbidden. Written dimensions shall have precedence over scaled dimensions. Contractors shall verify and be responsible for all dimensions and conditions on the job, and IBI Group shall be informed of any variations from the dimensions and conditions shown on the drawing. Shop drawings shall be submitted to IBI Group for general conformance before proceeding with fabrication.

IBI Group Professional Services (Canada) Inc.
is a member of the IBI Group of companies

ISSUES

No.	DESCRIPTION	DATE
A	ISSUED FOR TENDER	2025-04-11

CONSULTANTS

SEAL

PRIME CONSULTANT
ARCADIS
100 - 175 Galaxy Blvd,
Toronto, ON M9W 0C9, Canada
tel 416 679 1930
www.arcadis.com

PROJECT TITLE
CITY OF TORONTO
ACCESSIBILITY UPGRADES

PROJECT ADDRESS
GROUP 05 BUILDINGS

PROJECT NO:
9119 – 19 – 0162 / Arcadis 30279056

DRAWN BY:	CHECKED BY:
M.LOW	**C.D. SCHNOBB**
PROJECT MGR: **R. DALY**	APPROVED BY:

SHEET TITLE
SIGNAGE & WAYFINDING DETAILS
B1.1: DIRECTIONAL SIGNAGE

SHEET NUMBER	ISSUE
D1902	A

C:\Users\ara.boyarian\Desktop\TAU-G31- 100 QUEEN ST WEST - CITY HALL.rvt

SCALE CHECK
1 in
10mm

E2.1: ROOM ID - WITH BRAILLE
SCALE 1:2

10 x 10mm Silver Bar on both ends painted in Gripguard Plus 085642 Brushed Aluminum Semi-Gloss Finish.

10mm thick Novacryl panel (PT-236-NGC) with tactile picto, message & braille. Surface and returns painted in MP-11183 Franco Blue Semi-Gloss Finish.

Tactile picto and message silkscreened in MP-32071 White Wonder Semi-Gloss Finish on the 1st surface.

Grade 1 Braille, colour to match background.

Sign mounted on interior Door surface with 3M D/S Clear Silicone Mounting Tape.

If mounted on Glass Surface: apply same size Avery SC9575O Opaque Interstate Blue Vinyl on the 1st surface of glass before applying sign on top. Sign mounted on vinyl surface with 3M D/S VHB Foam Tape. Do not use Silicone.

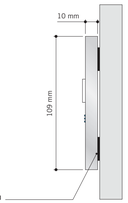

SIDE VIEW
SCALE 1:2

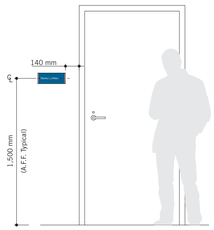

TYPICAL ELEVATION
SCALE 1:25



TOP VIEW
SCALE 1:2

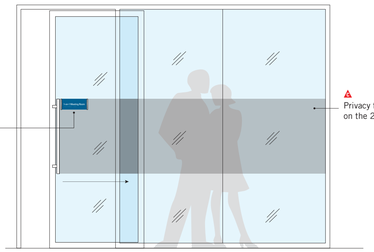

Sign on the 1st surface with vinyl backer align with the privacy film at one end at the back 13" or 330mm away from the door frame (inside)

Privacy film applied on the 2nd surface

TYPICAL ELEVATION - GLASS DOOR INSTALLATION
SCALE 1:25

E2.2: 2 LINE ROOM ID - WITH BRAILLE
SCALE 1:2

10 x 10mm Silver Bar on both ends painted in Gripguard Plus 085642 Brushed Aluminum Semi-Gloss Finish.

10mm thick Novacryl panel (PT-236-NGC) with tactile picto, message & braille. Surface and returns painted in MP-11183 Franco Blue Semi-Gloss Finish.

Tactile picto and message silkscreened in MP-32071 White Wonder Semi-Gloss Finish on the 1st surface.

Grade 1 Braille, colour to match background.

Sign mounted on interior Door surface with 3M D/S Clear Silicone Mounting Tape.

If mounted on Glass Surface: apply same size Avery SC9575O Opaque Interstate Blue Vinyl on the 1st surface of glass before applying sign on top. Sign mounted on vinyl surface with 3M D/S VHB Foam Tape. Do not use Silicone.

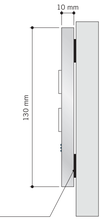

SIDE VIEW
SCALE 1:2

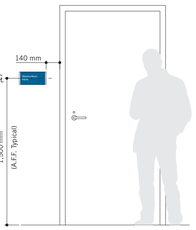

TYPICAL ELEVATION
SCALE 1:25



TOP VIEW
SCALE 1:2

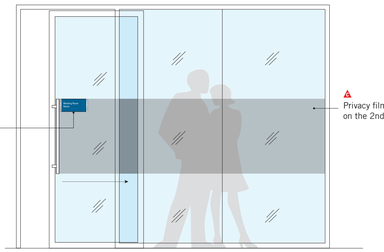

Sign on the 1st surface with vinyl backer align with the privacy film at one end at the back 13" or 330mm away from the door frame (inside)

Privacy film applied on the 2nd surface

TYPICAL ELEVATION - GLASS DOOR INSTALLATION
SCALE 1:25

VARIATIONS
SCALE 1:3

VARIATIONS
SCALE 1:3

VARIATIONS
SCALE 1:3

VARIATIONS
SCALE 1:3

CLIENT

CITY OF TORONTO

55 John ST.
TORONTO, ON
M5V 3C6

COPYRIGHT
This drawing has been prepared solely for the intended use, thus any reproduction or distribution for any purpose other than authorized by IBI Group is forbidden. Written dimensions shall have precedence over scaled dimensions. Contractors shall verify and be responsible for all dimensions and conditions on the job, and IBI Group shall be informed of any variations from the dimensions and conditions shown on the drawing. Shop drawings shall be submitted to IBI Group for general conformance before proceeding with fabrication.

IBI Group Professional Services (Canada) Inc.
is a member of the IBI Group of companies

ISSUES

No.	DESCRIPTION	DATE
A	ISSUED FOR TENDER	2025-04-11

CONSULTANTS

SEAL

PRIME CONSULTANT

ARCADIS

100 - 175 Galaxy Blvd,
Toronto, ON M9W 0C9, Canada
tel 416 679 1930
www.arcadis.com

PROJECT TITLE
CITY OF TORONTO
ACCESSIBILITY UPGRADES

PROJECT ADDRESS
GROUP 05 BUILDINGS

PROJECT NO:
9119 – 19 – 0162 / Arcadis 30279056

DRAWN BY:	CHECKED BY:
M.LOW	**C.D. SCHNOBB**
PROJECT MGR:	APPROVED BY:
R. DALY	

SHEET TITLE
SIGNAGE & WAYFINDING DETAILS
E2: ROOM ID

SHEET NUMBER	ISSUE
D1903	A

C:\Users\ara.boynarian\Desktop\TAU-G31- 100 QUEEN ST WEST - CITY HALL.rvt

SCALE CHECK
1 in | 10mm

E4: INSERT HOLDERS
SCALE 1:2

U-Channel Insert Bar with the bottom end sealed as stopper. All sides and surface painted in Gripguard Plus 085642 Brushed Aluminum Semi-gloss Finish.
Keep 255mm between left and right insert bars.

Insert:
2pcs of 1.5mm thick non-glare acrylic plaques to keep Black and White Laser Print in between.

U-Channel Insert Bar with the bottom end sealed as stopper. All sides and surface painted in Gripguard Plus 085642 Brushed Aluminum Semi-gloss Finish.

Sign mounted on interior Door surface with 3M D/S Clear Silicone Mounting Tape.

If mounted on Glass Surface:
apply White Vinyl 275mmW x 109mmH on the 1st surface of glass before applying sign on top. Sign mounted on vinyl surface with 3M D/S VHB Foam Tape. Do not use Silicone.

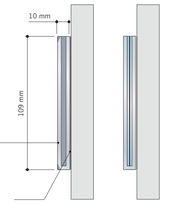

SECTION VIEW
WITHOUT INSERT
SCALE 1:2

SECTION VIEW
WITH INSERT
SCALE 1:2

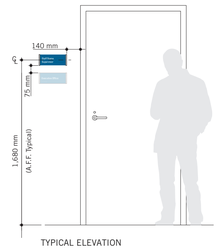

TYPICAL ELEVATION
SCALE 1:25

TOP VIEW
SCALE 1:2

BOTTOM VIEW
SCALE 1:2

Sign on the 1st surface with white vinyl backer 75mm above tactile signage or 1680mm on center A.F.F. One end at the back 13" or 330mm away from the door frame (inside).

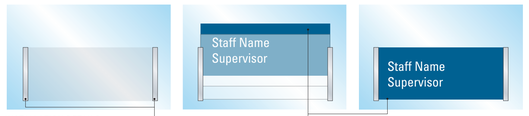

INSTALLATION DETAILS
SCALE 1:5

Install both ends with 255mm away from each other

Inserts:
1)1.5mm thick acrylic plate
2) B/W laser Print
3) 1.5mm thick acrylic plate

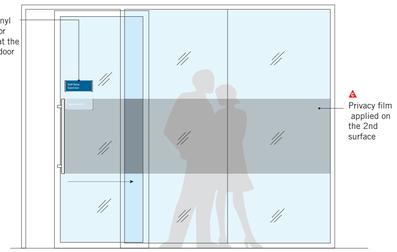

Privacy film applied on the 2nd surface

TYPICAL ELEVATION - GLASS DOOR INSTALLATION
SCALE 1:25

CLIENT

CITY OF TORONTO

55 John ST.
TORONTO, ON
M5V 3C6

COPYRIGHT
This drawing has been prepared solely for the intended use, thus any reproduction or distribution for any purpose other than authorized by IBI Group is forbidden. Written dimensions shall have precedence over scaled dimensions. Contractors shall verify and be responsible for all dimensions and conditions on the job, and IBI Group shall be informed of any variations from the dimensions and conditions shown on the drawing. Shop drawings shall be submitted to IBI Group for general conformance before proceeding with fabrication.

IBI Group Professional Services (Canada) Inc.
is a member of the IBI Group of companies

ISSUES

No.	DESCRIPTION	DATE
A	ISSUED FOR TENDER	2025-04-11

CONSULTANTS

SEAL

PRIME CONSULTANT

ARCADIS

100 - 175 Galaxy Blvd,
Toronto, ON M9W 0C9, Canada
tel 416 679 1930
www.arcadis.com

PROJECT TITLE
CITY OF TORONTO
ACCESSIBILITY UPGRADES

PROJECT ADDRESS
GROUP 05 BUILDINGS

PROJECT NO:
9119 – 19 – 0162 / Arcadis 30279056

DRAWN BY:	CHECKED BY:
M.LOW	**C.D. SCHNOBB**
PROJECT MGR: **R. DALY**	APPROVED BY:

SHEET TITLE
SIGNAGE & WAYFINDING DETAILS
E4: INSERT HOLDER

SHEET NUMBER	ISSUE
D1904	A

C:\Users\ara.boyarian\Desktop\TAU-G31- 100 QUEEN ST WEST - CITY HALL.rvt

SCALE CHECK
1 in
10mm



10 x 10mm Silver Bar on both ends painted in Gripguard Plus 085642 Brushed Aluminum Semi-Gloss Finish.

10mm thick Novacryl panel (PT-236-NGC) with tactile picto, message & braille. Surface and returns painted in MP-11183 Franco Blue Semi-Gloss Finish.

Sign mounted on wall surface with 3M D-S Clear Silicone Mounting Tape & Silicone.

Tactile picto silkscreened in MP-11183 Franco Blue Semi-Gloss Finish.

168mm x 168mm Inside area painted area in MP-32071 White Wonder Semi-Gloss Finish

Tactile message silkscreened in MP-32071 White Wonder Semi-Gloss Finish on the 1st surface.

Grade 1 Braille, colour to match background.

H1.1: AMENITY ID
SCALE 1:2



TOP VIEW
SCALE 1:2

SIDE VIEW
SCALE 1:2

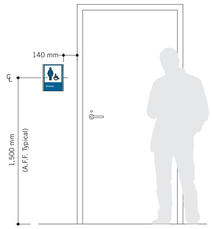

TYPICAL ELEVATION
SCALE 1:25

VARIATIONS
SCALE 1:3

VARIATIONS
SCALE 1:3

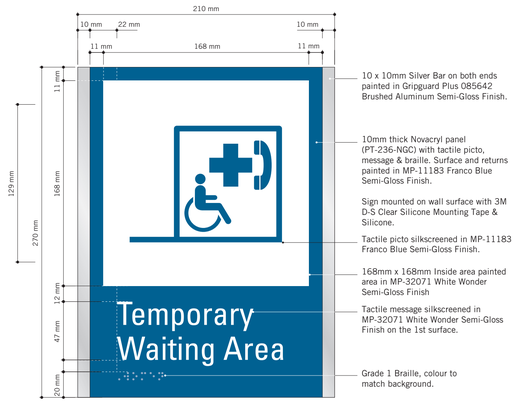

10 x 10mm Silver Bar on both ends painted in Gripguard Plus 085642 Brushed Aluminum Semi-Gloss Finish.

10mm thick Novacryl panel (PT-236-NGC) with tactile picto, message & braille. Surface and returns painted in MP-11183 Franco Blue Semi-Gloss Finish.

Sign mounted on wall surface with 3M D-S Clear Silicone Mounting Tape & Silicone.

Tactile picto silkscreened in MP-11183 Franco Blue Semi-Gloss Finish.

168mm x 168mm Inside area painted area in MP-32071 White Wonder Semi-Gloss Finish

Tactile message silkscreened in MP-32071 White Wonder Semi-Gloss Finish on the 1st surface.

Grade 1 Braille, colour to match background.

H1.1: AMENITY ID - ALTERNATE DOUBLE LINE
SCALE 1:2



TOP VIEW
SCALE 1:2

SIDE VIEW
SCALE 1:2

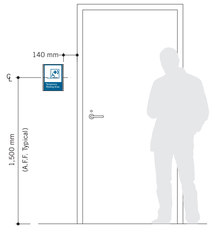

TYPICAL ELEVATION
SCALE 1:25

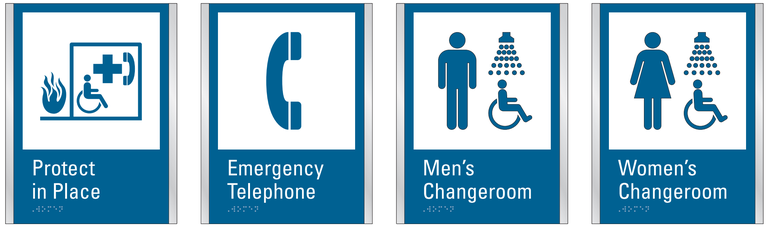

VARIATIONS
SCALE 1:3

CLIENT

CITY OF TORONTO

55 John ST.
TORONTO, ON
M5V 3C6

COPYRIGHT
This drawing has been prepared solely for the intended use, thus any reproduction or distribution for any purpose other than authorized by IBI Group is forbidden. Written dimensions shall have precedence over scaled dimensions. Contractors shall verify and be responsible for all dimensions and conditions on the job, and IBI Group shall be informed of any variations from the dimensions and conditions shown on the drawing. Shop drawings shall be submitted to IBI Group for general conformance before proceeding with fabrication.

IBI Group Professional Services (Canada) Inc.
is a member of the IBI Group of companies

ISSUES

No.	DESCRIPTION	DATE
A	ISSUED FOR TENDER	2025-04-11

CONSULTANTS

SEAL

PRIME CONSULTANT

ARCADIS
100 - 175 Galaxy Blvd,
Toronto, ON M9W 0C9, Canada
tel 416 679 1930
www.arcadis.com

PROJECT TITLE
CITY OF TORONTO
ACCESSIBILITY UPGRADES

PROJECT ADDRESS
GROUP 05 BUILDINGS

PROJECT NO:
9119 – 19 – 0162 / Arcadis 30279056

DRAWN BY:	CHECKED BY:
M.LOW	**C.D. SCHNOBB**
PROJECT MGR: **R. DALY**	APPROVED BY:

SHEET TITLE
SIGNAGE & WAYFINDING DETAILS

H1.1: AMENITY ID

SHEET NUMBER
D1905

ISSUE
A

C:\Users\lara.boynarian\Desktop\TALI-G31- 100 QUEEN ST WEST - CITY HALL.rvt

SCALE CHECK
10mm
1 in

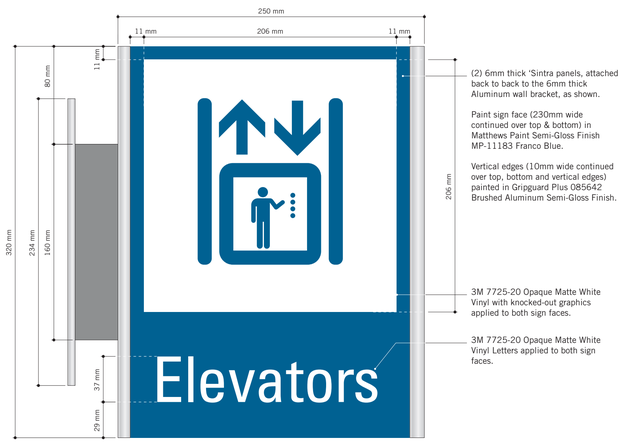

(2) 6mm thick 'Sintra panels, attached back to back to the 6mm thick Aluminum wall bracket, as shown.

Paint sign face (230mm wide continued over top & bottom) in Matthews Paint Semi-Gloss Finish MP-11183 Franco Blue.

Vertical edges (10mm wide continued over top, bottom and vertical edges) painted in Gripguard Plus 085642 Brushed Aluminum Semi-Gloss Finish.

3M 7725-20 Opaque Matte White Vinyl with knocked-out graphics applied to both sign faces.

3M 7725-20 Opaque Matte White Vinyl Letters applied to both sign faces.

H2.1: PROJECTING AMENITY ID
SCALE 1:2

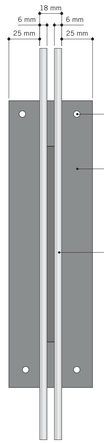

(4) 1/4" C/S Toggle bolts into existing drywall (TBC). Heads painted to match.

6mm (1/4") thick Aluminum Wall Plate Painted in Gripguard Plus 085642 Brushed Aluminum.
C/W (2) grooves to accept aluminum support bracket - welded through plate.

(2) 6mm thick Sintra panels, attached back to back to 6mm thick Aluminum bracket.

SIDE VIEW
SCALE 1:2

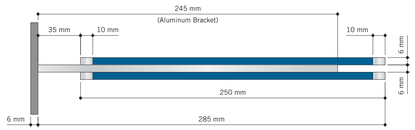

TOP VIEW
SCALE 1:2

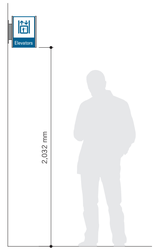

TYPICAL ELEVATION
SCALE 1:25

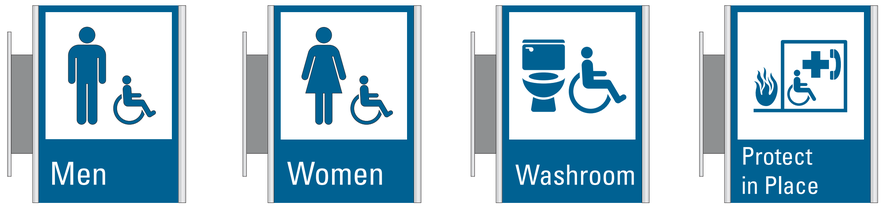

VARIATIONS
SCALE 1:4

CLIENT

CITY OF TORONTO

55 John ST.
TORONTO, ON
M5V 3C6

COPYRIGHT
This drawing has been prepared solely for the intended use, thus any reproduction or distribution for any purpose other than authorized by IBI Group is forbidden. Written dimensions shall have precedence over scaled dimensions. Contractors shall verify and be responsible for all dimensions and conditions on the job, and IBI Group shall be informed of any variations from the dimensions and conditions shown on the drawing. Shop drawings shall be submitted to IBI Group for general conformance before proceeding with fabrication.

IBI Group Professional Services (Canada) Inc.
is a member of the IBI Group of companies

ISSUES

No.	DESCRIPTION	DATE
A	ISSUED FOR TENDER	2025-04-11

CONSULTANTS

SEAL

PRIME CONSULTANT

ARCADIS

100 - 175 Galaxy Blvd,
Toronto, ON M9W 0C9, Canada
tel 416 679 1930
www.arcadis.com

PROJECT TITLE
CITY OF TORONTO
ACCESSIBILITY UPGRADES

PROJECT ADDRESS
GROUP 05 BUILDINGS

PROJECT NO:
9119 – 19 – 0162 / Arcadis 30279056

DRAWN BY:	CHECKED BY:
M.LOW	**C.D. SCHNOBB**
PROJECT MGR:	APPROVED BY:
R. DALY	

SHEET TITLE
SIGNAGE & WAYFINDING DETAILS
H2.1:PROJECTING AMENITY ID

SHEET NUMBER
D1906

ISSUE
A

C:\Users\ara.boyarian\Desktop\TAU-G31- 100 QUEEN ST WEST - CITY HALL.rvt

SCALE CHECK
1 in
10mm

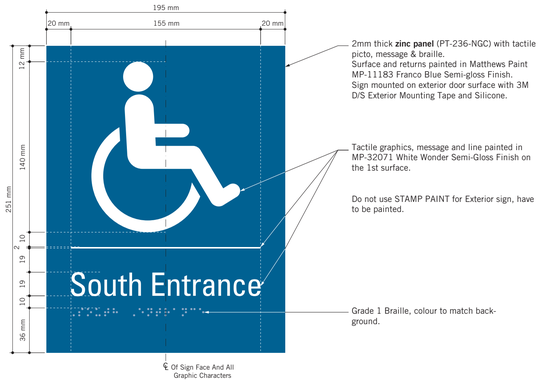

J4.2: ACCESSIBLE ENTRANCE ID - EXTERIOR
SCALE 1:2



SIDE VIEW
SCALE 1:2

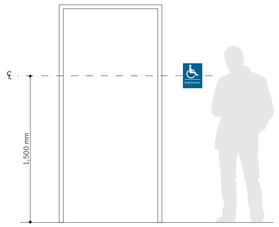

TYPICAL ELEVATION
SCALE 1:25

TOP VIEW
SCALE 1:2

VARIATIONS
SCALE 1:3

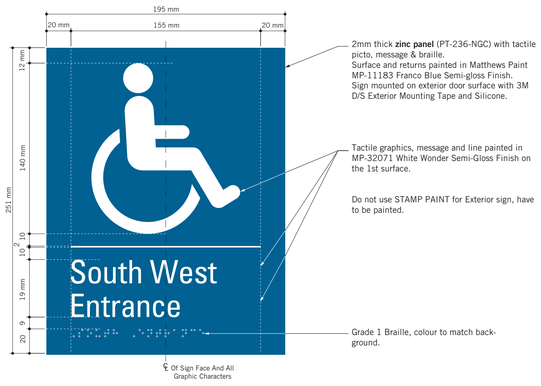

J4.2: ACCESSIBLE ENTRANCE ID - EXTERIOR
SCALE 1:2

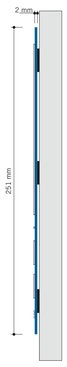

SIDE VIEW
SCALE 1:2

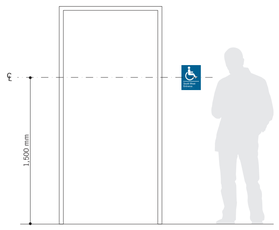

TYPICAL ELEVATION
SCALE 1:25

TOP VIEW
SCALE 1:2

VARIATIONS
SCALE 1:3

CLIENT

CITY OF TORONTO

55 John ST.
TORONTO, ON
M5V 3C6

COPYRIGHT
This drawing has been prepared solely for the intended use, thus any reproduction or distribution for any purpose other than authorized by IBI Group is forbidden. Written dimensions shall have precedence over scaled dimensions. Contractors shall verify and be responsible for all dimensions and conditions on the job, and IBI Group shall be informed of any variations from the dimensions and conditions shown on the drawing. Shop drawings shall be submitted to IBI Group for general conformance before proceeding with fabrication.

IBI Group Professional Services (Canada) Inc.
is a member of the IBI Group of companies

ISSUES

No.	DESCRIPTION	DATE
A	ISSUED FOR TENDER	2025-04-11

CONSULTANTS

SEAL

PRIME CONSULTANT

ARCADIS

100 - 175 Galaxy Blvd,
Toronto, ON M9W 0C9, Canada
tel 416 679 1930
www.arcadis.com

PROJECT TITLE
CITY OF TORONTO
ACCESSIBILITY UPGRADES

PROJECT ADDRESS
GROUP 05 BUILDINGS

PROJECT NO:
9119 – 19 – 0162 / Arcadis 30279056

DRAWN BY:	CHECKED BY:
M.LOW	**C.D. SCHNOBB**
PROJECT MGR: **R. DALY**	APPROVED BY:

SHEET TITLE
SIGNAGE & WAYFINDING DETAILS

J4: ACCESSIBLE ENTRANCE

SHEET NUMBER	ISSUE
D1907	A

C:\Users\ara.boynarian\Desktop\TAU-G31- 100 QUEEN ST WEST - CITY HALL.rvt

SCALE CHECK
1 in
10mm



10mm thick Novacryl panel (PT-236-NGC) with tactile picto, message & braille. Surface and returns painted in MP-11183 Franco Blue Semi-Gloss Finish.

Sign mounted on wall surface with 3M D/S Clear Silicone Mounting Tape & Silicone.

Tactile message and line silkscreened in MP-32071 White Wonder Semi-Gloss Finish on the 1st surface.

Grade 1 Braille, colour to match background.

S1.1: STAIR ID - INSIDE STAIRWELL
SCALE 1:2

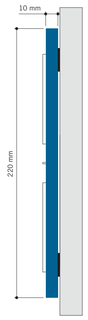

SIDE VIEW
SCALE 1:2

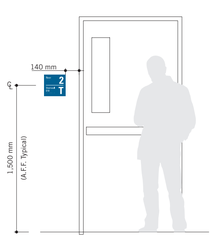

TYPICAL ELEVATION
SCALE 1:25

TOP VIEW
SCALE 1:2

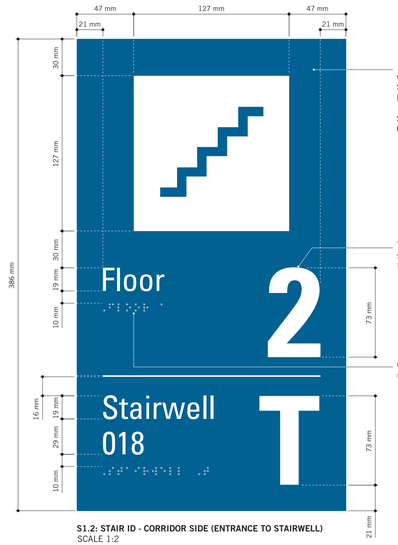

10mm thick Novacryl panel (PT-236-NGC) with tactile picto, message & braille. Surface and returns painted in MP-11183 Franco Blue Semi-Gloss Finish.

Sign mounted on wall surface with 3M D/S Clear Silicone Mounting Tape & Silicone.

Tactile graphics, message and line silkscreened in MP-32071 White Wonder Semi-Gloss Finish on the 1st surface.

Grade 1 Braille, colour to match background.

S1.2: STAIR ID - CORRIDOR SIDE (ENTRANCE TO STAIRWELL)
SCALE 1:2



SIDE VIEW
SCALE 1:2

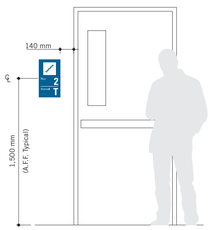

TYPICAL ELEVATION
SCALE 1:25

TOP VIEW
SCALE 1:2

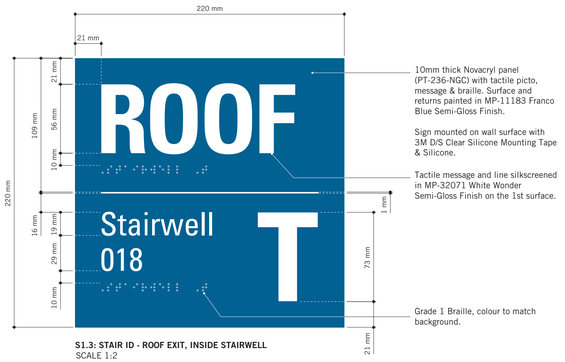

10mm thick Novacryl panel (PT-236-NGC) with tactile picto, message & braille. Surface and returns painted in MP-11183 Franco Blue Semi-Gloss Finish.

Sign mounted on wall surface with 3M D/S Clear Silicone Mounting Tape & Silicone.

Tactile message and line silkscreened in MP-32071 White Wonder Semi-Gloss Finish on the 1st surface.

Grade 1 Braille, colour to match background.

S1.3: STAIR ID - ROOF EXIT, INSIDE STAIRWELL
SCALE 1:2

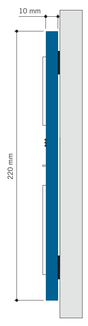

SIDE VIEW
SCALE 1:2

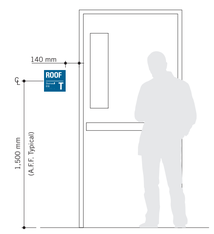

TYPICAL ELEVATION
SCALE 1:25

TOP VIEW
SCALE 1:2

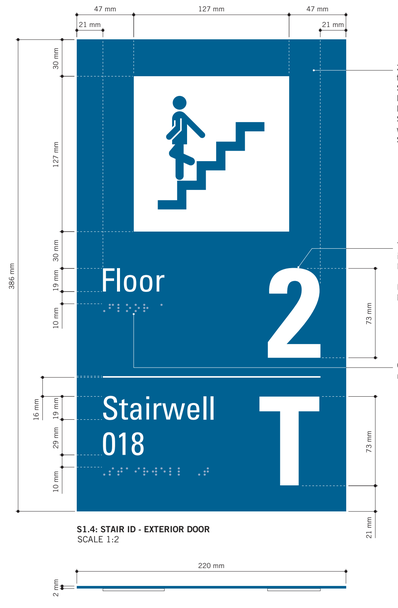

2mm thick **ZINC panel** (PT-236-NGC) with tactile picto, message & braille. Surface and returns painted in Matthews Paint MP-11183 Franco Blue Semi-gloss Finish.
Sign mounted on exterior door surface with 3M D/S Exterior Mounting Tape and Silicone.

Tactile graphics, message and line painted in MP-32071 White Wonder Semi-Gloss Finish on the 1st surface.

Do not use STAMP PAINT for Exterior sign, have to be painted.

Grade 1 Braille, colour to match background.

S1.4: STAIR ID - EXTERIOR DOOR
SCALE 1:2

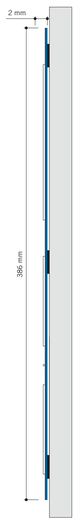

SIDE VIEW
SCALE 1:2

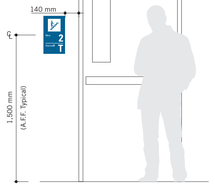

TYPICAL ELEVATION
SCALE 1:25

TOP VIEW
SCALE 1:2

CLIENT

CITY OF TORONTO

55 John ST.
TORONTO, ON
M5V 3C6

COPYRIGHT
This drawing has been prepared solely for the intended use, thus any reproduction or distribution for any purpose other than authorized by IBI Group is forbidden. Written dimensions shall have precedence over scaled dimensions. Contractors shall verify and be responsible for all dimensions and conditions on the job, and IBI Group shall be informed of any variations from the dimensions and conditions shown on the drawing. Shop drawings shall be submitted to IBI Group for general conformance before proceeding with fabrication.

IBI Group Professional Services (Canada) Inc.
is a member of the IBI Group of companies

ISSUES

No.	DESCRIPTION	DATE
A	ISSUED FOR TENDER	2025-04-11

CONSULTANTS

SEAL

PRIME CONSULTANT

ARCADIS

100 - 175 Galaxy Blvd,
Toronto, ON M9W 0C9, Canada
tel 416 679 1930
www.arcadis.com

PROJECT TITLE
CITY OF TORONTO
ACCESSIBILITY UPGRADES

PROJECT ADDRESS
GROUP 05 BUILDINGS

PROJECT NO:
9119 – 19 – 0162 / Arcadis 30279056

DRAWN BY:	CHECKED BY:
M.LOW	**C.D. SCHNOBB**
PROJECT MGR: **R. DALY**	APPROVED BY:

SHEET TITLE
SIGNAGE & WAYFINDING DETAILS

S1: STAIR ID

SHEET NUMBER
D1908

ISSUE
A

C:\Users\ara.boynarian\Desktop\TAU-G31- 100 QUEEN ST WEST - CITY HALL.rvt

SCALE CHECK
1 in 10mm

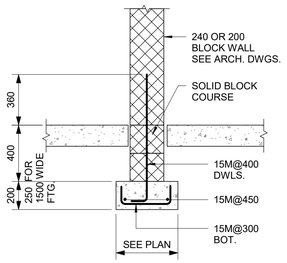

1 D2100 INTERIOR FOUNDATION WALL
Scale: NTS

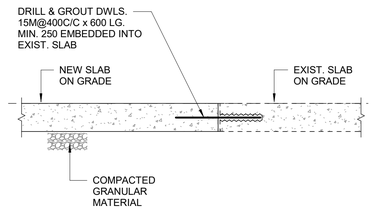

2 D2100 NEW SLAB CONNECTION TO EXISTING SLAB
Scale: NTS

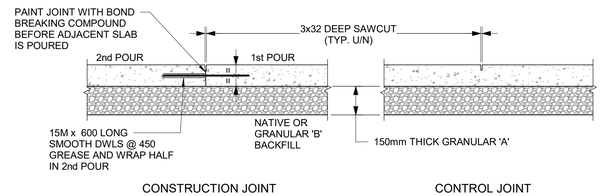

3 D2100 SLAB ON GRADE
Scale: NTS

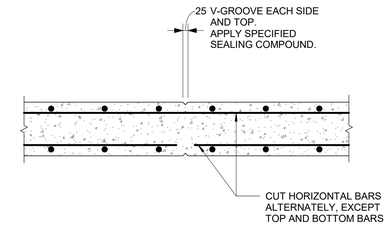

4 D2100 RETAINING WALL CONTROL JOINT
Scale: 1 : 20

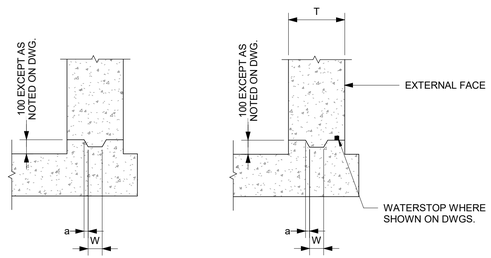

TYPE 1 TYPE 1WS

WALL THICKNESS "T"	KEY SIZE		"a"
	"D"	"W"	
200 TO 300	50	100	5
310 TO 440	50	150	10
450 TO 590	75	200	20
600 TO 890	75	250	20

5 D2100 TYPICAL CONSTRUCTION JOINT AT EXTERIOR WALL
Scale: 1 : 20

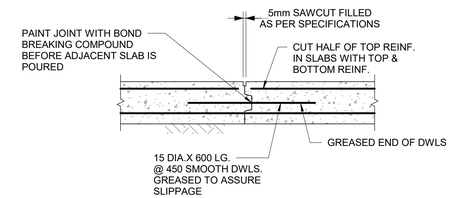

CONTROL JOINT

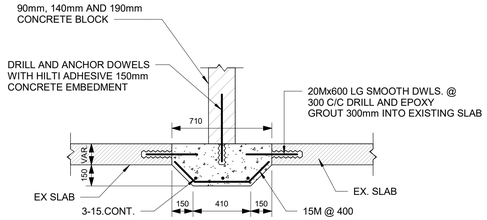

6 D2100 BLOCK WALL SLAB - THICKENING AT EXISTING SLAB
Scale: 1 : 20

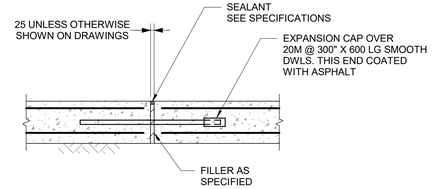

EXPANSION JOINTS

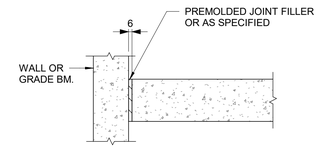

ISOLATION JOINT

7 D2100 FLOOR JOINTS
Scale: 1 : 20

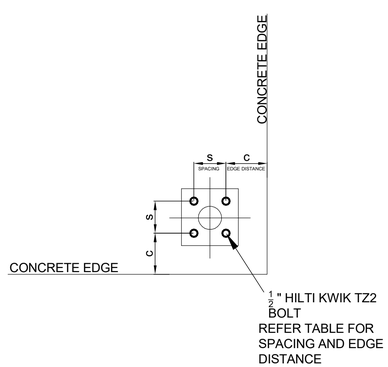

HILTI KWIKBOLT TZ2 CARBON STEEL, DIA 1/2"					
CONCRETE THICKNESS	EFFECTIVE EMBED-MENT	Case 1		Case 2	
		MIN EDGE DIST. C_{MIN1}	FOR SPACING S_{MIN1}	MIN EDGE DIST. C_{MIN2}	FOR SPACING S_{MIN2}
200	83	57	133	121	51
150	64	70	248	203	76
125	51	70	140	254	89
100	38	203	305	203	305

8 D2100 SPACING AND EDGE REQUIREMENTS FOR WEDGE ANCHORS (TYPICALLY USED FOR HANDRAILS)
Scale: 1 : 5

CLIENT
CITY OF TORONTO
Corporate Real Estate Management
Project Management Office
Metro Hall Toronto, ON
M5V 3C6

COPYRIGHT
This drawing has been prepared solely for the intended use, thus any reproduction or distribution for any purpose other than authorized by Arcadis is forbidden. Written dimensions shall have precedence over scaled dimensions. Contractors shall verify and be responsible for all dimensions and conditions on the job, and Arcadis shall be informed of any variations from the dimensions and conditions shown on the drawing. Shop drawings shall be submitted to Arcadis for general conformance before proceeding with fabrication.
Arcadis Professional Services (Canada) Inc.

ISSUES

No.	DESCRIPTION	DATE
A	50% SUBMISSION	2022-04-27
B	90% SUBMISSION	2022-07-29
C	ISSUED FOR PERMIT	2022-07-29
D	ISSUED FOR TENDER	2022-12-09
E	ISSUED FOR TENDER	2025-04-11

CONSULTANTS

SEAL

PRIME CONSULTANT
ARCADIS
100 - 175 Galaxy Blvd,
Toronto, ON M9W 0C9, Canada
tel 416 679 1930
www.arcadis.com

PROJECT TITLE
CITY OF TORONTO
ACCESSIBILITY UPGRADES

PROJECT ADDRESS

PROJECT NO:
9119- 19- 0162 / Arcadis 30279056

DRAWN BY:	CHECKED BY:
G. POULOU	**M. FAYAZI**
PROJECT MGR:	APPROVED BY:
N. FRISCIC	**K. ANGER**

SHEET TITLE
CONCRETE TYPICAL
DETAILS

SHEET NUMBER
G05-D2100

ISSUE
E

Autodesk Docs://122260 - CoT TAU Upgrades R2024/122260-TAU-G03-Details-R20.rvt

SCALE CHECK
10mm
1 in

4/29/2025 11:45:04 AM

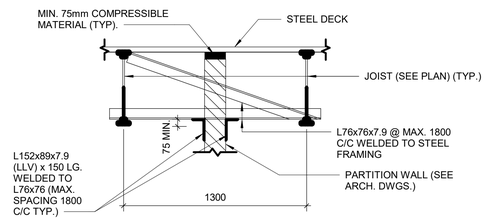

1 / D2200 PARTITION WALL BETWEEN JOIST
Scale: 1 : 20

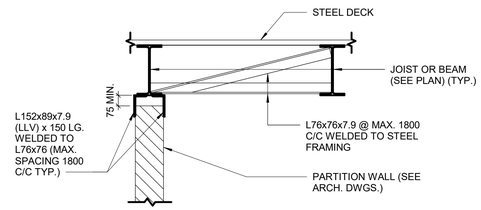

2 / D2200 PARTITION WALL PARALLEL TO AND CENTERED ON JOIST OR BEAM
Scale: 1 : 20

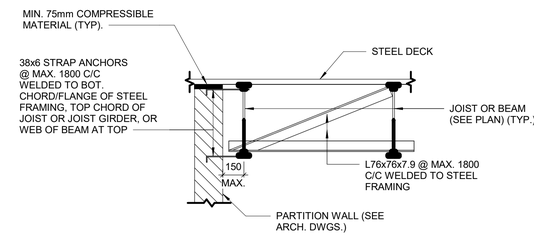

3 / D2200 PARTITION WALL PARALLEL TO JOISTS OR BEAM
Scale: 1 : 20

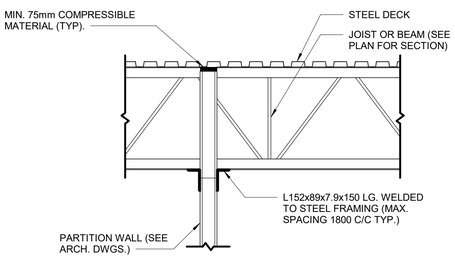

4 / D2200 PARTITION WALL PERPENDICULAR TO JOIST OR BEAM
Scale: 1 : 20

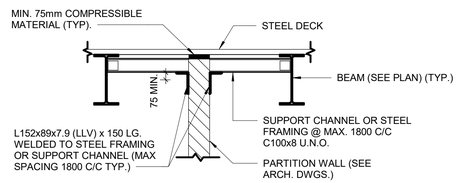

5 / D2200 PARTITION WALL BETWEEN BEAMS
Scale: 1 : 20

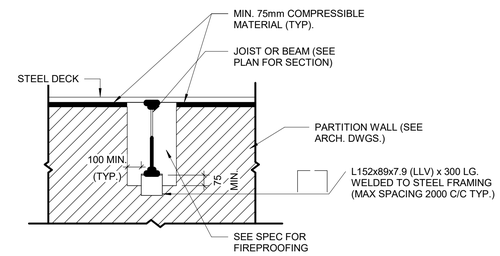

6 / D2200 PARTITION PERPENDICULAR TO JOIST OR BEAMS
Scale: 1 : 20

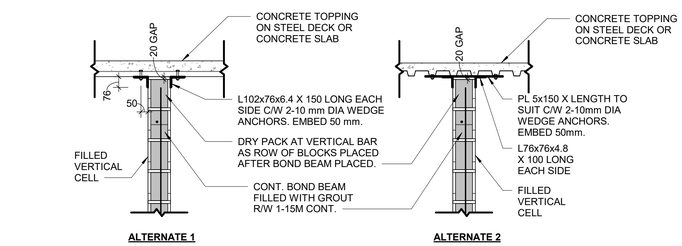

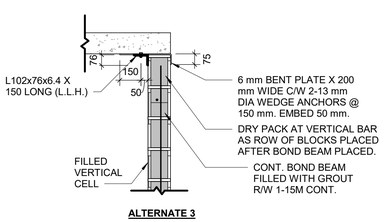

NOTES:
1. ALL CONNECTIONS TO BE AT FILLED VERTICAL CELLS AT 1200 mm O/C MAXIMUM UNLESS NOTED OTHERWISE.
2. FIELD WELD ANGLES TO EMBEDDED PLATE.

7 / D2200 SUPPORT DETAIL AT TOP OF BLOCK WALL
Scale: 1 : 20

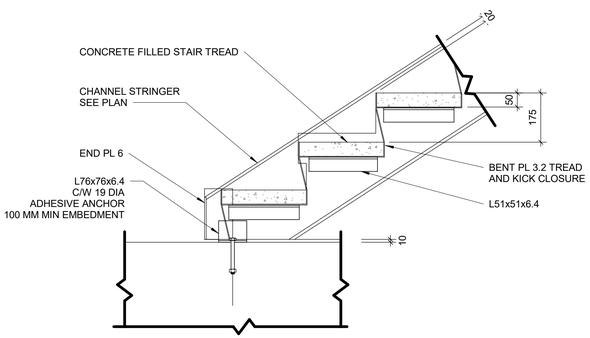

8 / D2200 TYPICAL SLAB UNDER STRINGER
Scale: 1 : 10

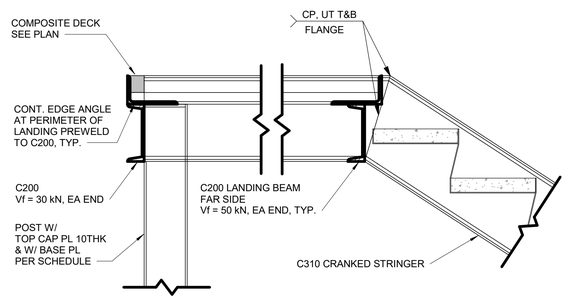

9 / D2200 TYPICAL SECTION AT UPPER LANDING STRINGER
Scale: 1 : 10

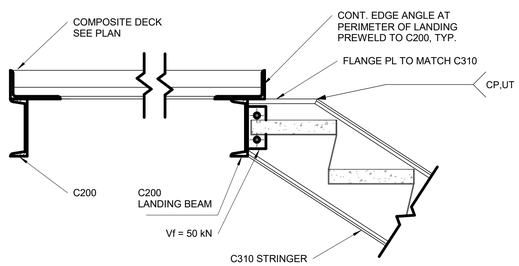

10 / D2200 TYPICAL SECTION AT UPPER LANDING
Scale: 1 : 10

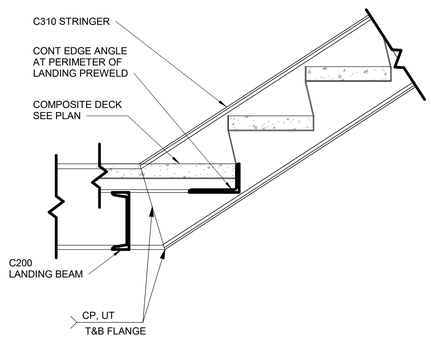

12 / D2200 TYPICAL SECTION AT LOWER LANDING STRINGER
Scale: 1 : 10

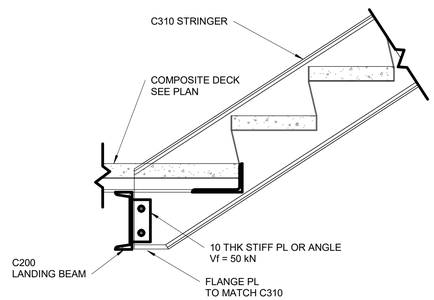

11 / D2200 TYPICAL SECTION AT LOWER LANDING
Scale: 1 : 10

CLIENT
CITY OF TORONTO
Corporate Real Estate Management
Project Management Office
Metro Hall Toronto, ON
M5V 3C6

COPYRIGHT
This drawing has been prepared solely for the intended use, thus any reproduction or distribution for any purpose other than authorized by Arcadis is forbidden. Written dimensions shall have precedence over scaled dimensions. Contractors shall verify and be responsible for all dimensions and conditions on the job, and Arcadis shall be informed of any variations from the dimensions and conditions shown on the drawing. Shop drawings shall be submitted to Arcadis for general conformance before proceeding with fabrication.
Arcadis Professional Services (Canada) Inc.

ISSUES

No.	DESCRIPTION	DATE
A	50% SUBMISSION	2022-04-27
B	90% SUBMISSION	2022-07-29
C	ISSUED FOR PERMIT	2022-07-29
D	ISSUED FOR TENDER	2022-12-09
E	ISSUED FOR TENDER	2025-04-11

CONSULTANTS

SEAL

PRIME CONSULTANT
ARCADIS
100 - 175 Galaxy Blvd,
Toronto, ON M9W 0C9, Canada
tel 416 679 1930
www.arcadis.com

PROJECT TITLE
CITY OF TORONTO ACCESSIBILITY UPGRADES

PROJECT ADDRESS

PROJECT NO:
9119- 19- 0162 / Arcadis 30279056

DRAWN BY:	CHECKED BY:
G. POULOU	M. FAYAZI
PROJECT MGR:	APPROVED BY:
N. FRISCIC	K. ANGER

SHEET TITLE
STRUCTURAL STEEL DETAILS - 1

SHEET NUMBER G05-D2200
ISSUE E

SCALE CHECK: 10mm 1 in

Autodesk Docs://122260 - CoT TAU Upgrades R2024/122260-TAU-G03-Details-R20.rvt

4/29/2025 11:45:10 AM

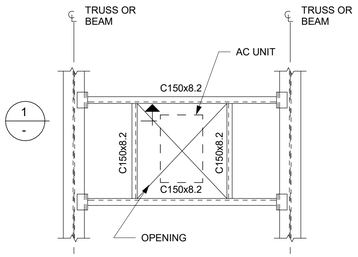

FRAME TYPE "A"

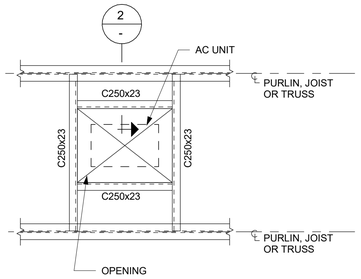

FRAME TYPE "B"

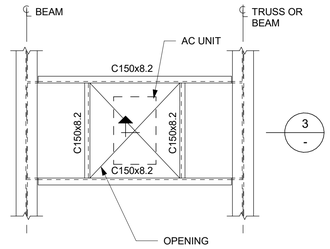

FRAME TYPE "C"

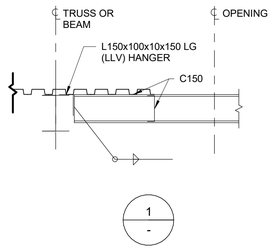

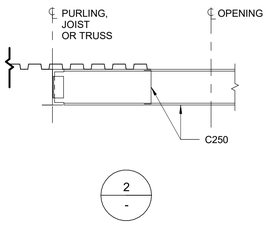

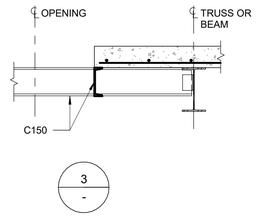

1 D2201 TYPICAL ROOF OPENING

Scale: 1 : 20

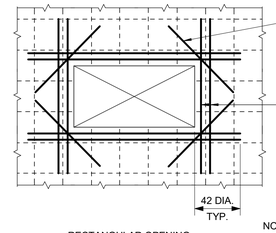

RECTANGULAR OPENING

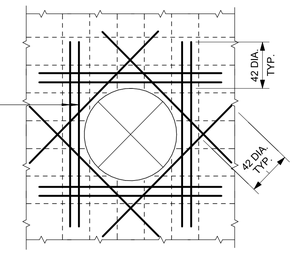

CIRCULAR OPENING

NOTES:

1. UNLESS NOTED OTHERWISE ON PLANS AND SECTION, REINFORCE AROUND OPENINGS AS SHOWN.
2. DO NOT MAKE OPENINGS LARGER THAN THE MAXIMUM DIMENSIONS NOTED BELOW WITHOUT PRIOR REVIEW FROM THE ENGINEER OF RECORD, UNLESS NOTED ON STRUCTURAL DRAWINGS.
3. MAXIMUM SLAB OPENING SIZE IS 2500mm SQUARE OR ROUND U/N ON DRAWINGS. THIS DETAIL APPLIES FOR OPENINGS WITH A DIMENSION GREATER THAN 150mm.
4. THIS DETAIL ALSO APPLIES AT PIPE OPENINGS.

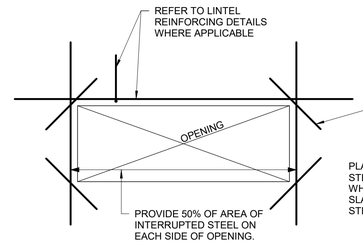

LINTEL REINFORCING
(FOR DOOR/LOUVRE OPENINGS W/ SPAN > 2500mm)

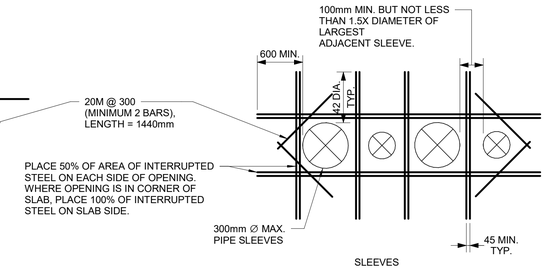

SLEEVES

* UNLESS OTHERWISE DETAILED ON PLANS OR SECTIONS

2 D2201 ADD'L REINF. TO OPENINGS IN CONC. WALLS AND SLABS

Scale: 1 : 20

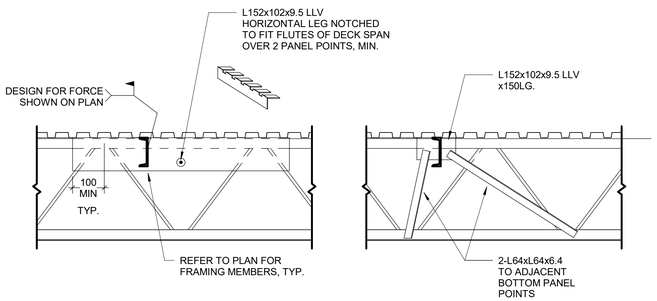

DETAIL AT EXISTING JOIST

(TWO OPTIONS SHOWN)

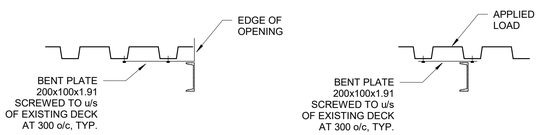

DETAIL AT EXISTING DECK

3 D2201 FRAMING INTO EXISTING STEEL JOISTS AND DECK

Scale: 1 : 20

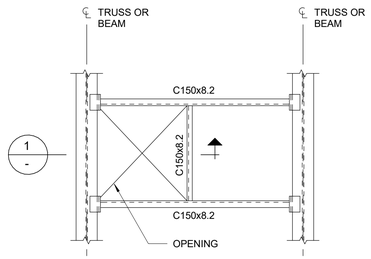

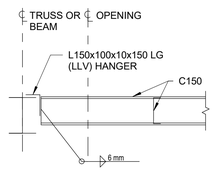

4 D2201 TAU-S-014-00 TYPICAL ROOF OPENING ADJACENT TO BEAM

Scale: 1 : 20

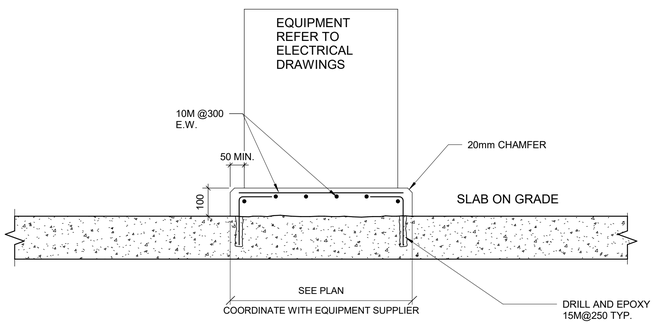

MIN EMBEDMENT	S.O.G. THICKNESS
MIN 3"	125mm
MIN 4"	150mm
MIN 6"	200mm

5 D2201 TYPICAL HOUSEKEEPING PAD

Scale: 1 : 10

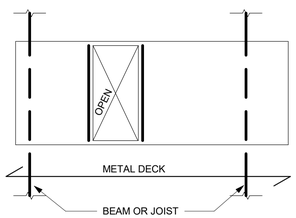

NOTES:

1. OPENINGS UP TO 150mm SQUARE OR IN DIAMETER AND SPACED A MINIMUM 300mm CLEAR FROM ADJACENT OPENINGS DO NOT REQUIRE REINFORCING.
2. OPENINGS LARGER THEN 150mm, BUT NOT EXCEEDING 450mm, ARE TO BE REINFORCED. SEE DETAIL 7/D2201.
3. OPENINGS LARGER THAN 450mm UP TO MAXIMUM ON DETAIL 1/D2201 1200mm SQUARE ARE TO BE REINFORCED AS SHOWN ABOVE, UNLESS INDICATED OTHERWISE ON PLAN.
4. CONNECT FRAMING FOR A MINIMUM END REACTION OF 10kN.

6 D2201 OPENINGS IN METAL ROOF DECK

Scale: 1 : 20

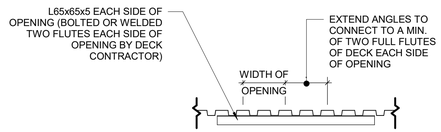

7 D2201 METAL DECK OPENINGS 200 TO 360 WIDE

Scale: 1 : 20

4/29/2025 11:45:14 AM

CLIENT

CITY OF TORONTO

TORONTO

Corporate Real Estate Management
Project Management Office
Metro Hall Toronto, ON
M5V 3C6

COPYRIGHT

This drawing has been prepared solely for the intended use, thus any reproduction or distribution for any purpose other than authorized by Arcadis is forbidden. Written dimensions shall have precedence over scaled dimensions. Contractors shall verify and be responsible for all dimensions and conditions on the job, and Arcadis shall be informed of any variations from the dimensions and conditions shown on the drawing. Shop drawings shall be submitted to Arcadis for general conformance before proceeding with fabrication.

Arcadis Professional Services (Canada) Inc.

ISSUES

No.	DESCRIPTION	DATE
A	50% SUBMISSION	2022-04-27
B	90% SUBMISSION	2022-07-29
C	ISSUED FOR PERMIT	2022-07-29
D	ISSUED FOR TENDER	2022-12-09
E	ISSUED FOR TENDER	2025-04-11

CONSULTANTS

SEAL

PRIME CONSULTANT

ARCADIS

100 - 175 Galaxy Blvd,
Toronto, ON M9W 0C9, Canada
tel 416 679 1930
www.arcadis.com

PROJECT TITLE

CITY OF TORONTO
ACCESSIBILITY UPGRADES

PROJECT ADDRESS

PROJECT NO:
9119- 19- 0162 / Arcadis 30279056

DRAWN BY:	CHECKED BY:
G. POULOU	**M. FAYAZI**
PROJECT MGR:	APPROVED BY:
N. FRISCIC	**K. ANGER**

SHEET TITLE

STRUCTURAL STEEL
DETAILS - 2

SHEET NUMBER

G05-D2201

ISSUE

E

Autodesk Docs://122260 - CoT TAU Upgrades R2024/122260-TAU-G03-Details-R20.rvt

SCALE CHECK 10mm 1 in

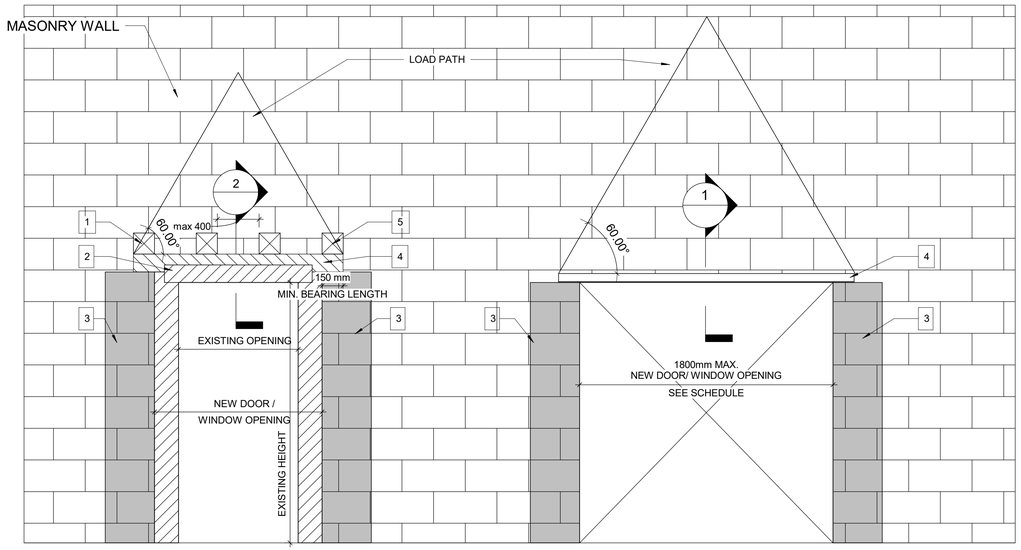

WIDENING AN EXISTING OPENING IN EXISTING MASONRY WALL TYP.

NEW DOOR/WINDOW OPENING INTO EXISTING MASONRY WALL TYP.

PROPOSED SEQUENCE OF WORK

1	CREATE NEW 150x150mm HOLES @ 400mm INTO EXISTING MASONRY WALL AND SHORE THE WALL ABOVE, SEE DETAIL 1. OR SHORE THE WALL ABOVE BY USING 2 CHANNELS BACK TO BACK AND THROUGH BOLTS @350mm, SEE DETAIL 2
2	DEMOLISH THE EXISTING LINTEL, THE VOID FOR NEW BEAM AND THE WALL FROM EACH SIDE OF THE NEW OPENING
3	FILL TWO CORES MIN. OF EXISTING MASONRY WALL WITH GROUT EACH SIDE OF THE NEW OPENING, (DRILL HOLES TOP AND BOTTOM OF EACH CORE, INJECT GROUT, CLOSE HOLES WITH MORTAR AND MAKE GOOD SURFACE)
4	INSTALL NEW LINTEL. SEE LINTEL SCHEDULE FOR LINTEL SIZE
5	ADD MASONRY FACES AT LINTEL AND REPAIR MASONRY COURSE

1 D2300 WIDENING MASONRY WALL OPENING OR NEW OPENING IN EXISTING MASONRY WALL

Scale: 1 : 20

LINTEL:

OVER ALL OPENINGS IN MASONRY WALLS PROVIDE THE FOLLOWING LINTELS. UNLESS OTHERWISE SHOWN.

STEEL LINTELS

CLEAR SPAN mm (ft-in)	140 (6") WALL	190 (8") WALL	240 (10") WALL	290 (12") WALL	350 WALL	430 WALL
UP TO 1200 (4'-0")	L127x127x7.9	2-L89x89x7.9 +170x6mm PL	L89x89x7.9 +L127x89x7.9 LLV +220x6mm PL	3-L89x89x7.9 +270x6mm PL	3-L127X89X7.9 (LLV)	3-L127X127X7.9 +410X6mm PL
1201 TO 1800 (4'0 - 6'-)	2-L89x64x6.4LLV	2-L127x89x7.9LLV	L127x89x7.9LLV +L127x127x7.9	3-L127x89x7.9LLV		
1801 TO 3100 (6'- 10')	2-L89x64x9.5LLV	2-L152x89x9.5LLV	2-L152x89x9.5LLV	3-L152x89x9.5LLV		

- TO INSTALL A LINTEL TO THE EXISTING BLOCK WALL FOR A NEW OPENING, CUT A GROOVE THROUGH THE EXISTING BLOCK WALL AT THE TOP OF THE NEW OPENING AND INSTALL THE ANGLE FROM ONE SIDE OF THE WALL FOR SINGLE SNGLE OR FROM BOTH SIDES OF THE WALL FOR DOUBLE ANGLE AND THEN CUT THE OPENING.
- MINIMUM BEARING FOR STEEL LINTELS SHALL BE 150mm
- ALL STEEL LINTELS AND SHELF ANGLES IN THE EXTERIOR MASONRY SHALL BE HOT DIP GALVANIZED
- THESE LINTELS ARE FOR NON-LOAD BEARING WALLS. VERIFY THE WALLS DO NOT SUPPORT FLOOR OR ROOF FRAMING. DO NOT IN LOAD BEARING WALLS UNLESS REVIEWED BY THE CONSULT.
- VERIFY THE FOLLOWING:
  I) NO CONTROL OR MOVEMENT JOINTS ABOVE THE LINTEL AND/OR BEYOND THE OPENING.
  II) WALL EXTENDS MINIMUM 50% OF SPAN (AND 50% OF OPENING HEIGHT) BEYOND THE OPENING.
  III) WALL EXTENDS MINIMUM 70% OF SPAN ABOVE THE OPENING.
- STRENGTHEN BEARING POINTS TO FOUNDATION, OR 400 DEEP WHEN SPAN BELOW 3600, GROUT CMU OR STONE MASONRY. BRICK IN AND GROUT VOIDS IN MULTI-WY THE BRICK, REPORT MORTAR JOINTS.
- DRYPACK WITH NON-SHRINK GROUT WHERE NECESSARY TO ACHIEVE UNIFORM BEARING THROUGHOUT. ENSURE EVEN BEARING BELOW LINTEL ENDS.
- SEE GENERAL NOTES FOR OTHER REQUIREMENTS (i.e. GROUT BEARING POINTS).
- HOT-DIP GALVANIZE LINTELS IN EXTERIOR WALLS EXPOSED TO WEATHER.
- SEE ARCH FOR STEEL FIRE PROTECTION.
- DOUBLE BEARING LENGTH FOR SOFT OR MEDIUM BRICK IN LIME MORTAR, AND FOR RUBBLE STONE IN LIME MORTAR OR LIME AND CEMENT MORTAR.

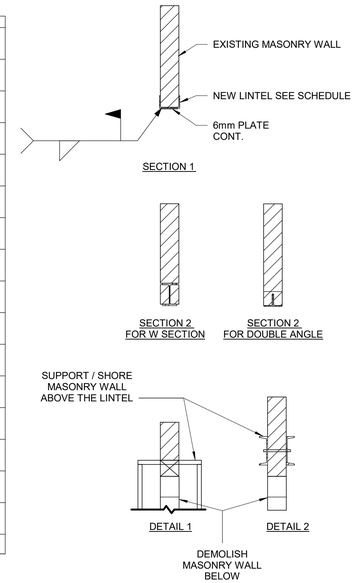

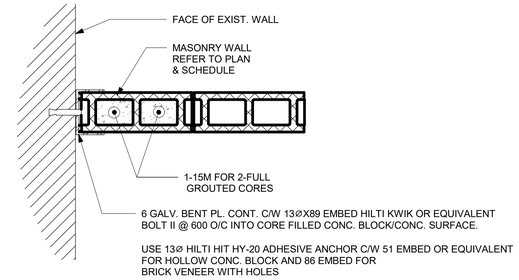

2 D2300 TYPICAL CMU WALL CONNECTION TO EXISTING WALL

Scale: 1 : 10

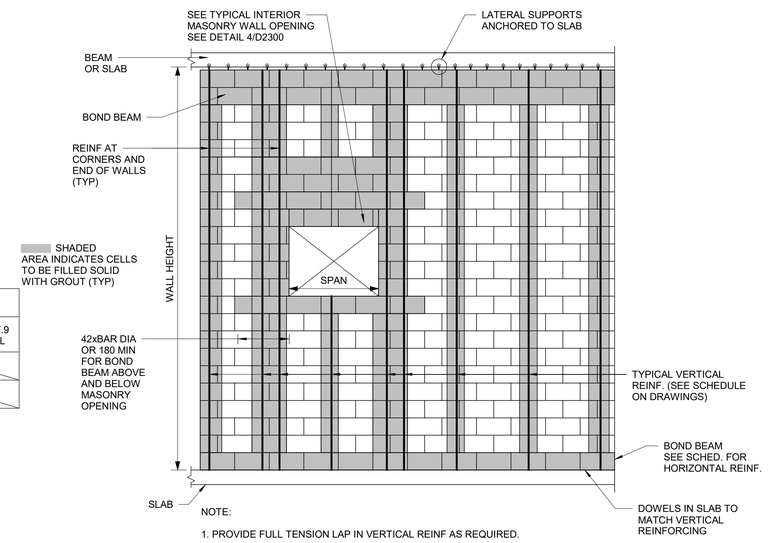

NOTE:

1. PROVIDE FULL TENSION LAP IN VERTICAL REINF AS REQUIRED.

3 D2300 TYPICAL NEW MASONRY WALL DETAILS

Scale: 1 : 20

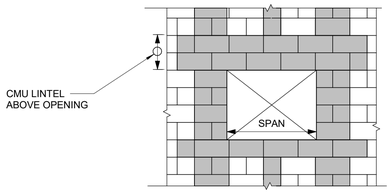

4 D2300 OPENING IN NEW MASONRY WALL

Scale: 1 : 20

CLIENT

CITY OF TORONTO

Corporate Real Estate Management
Project Management Office
Metro Hall Toronto, ON
M5V 3C6

COPYRIGHT
This drawing has been prepared solely for the intended use, thus any reproduction or distribution for any purpose other than authorized by Arcadis is forbidden. Written dimensions shall have precedence over scaled dimensions. Contractors shall verify and be responsible for all dimensions and conditions on the job, and Arcadis shall be informed of any variations from the dimensions and conditions shown on the drawing. Shop drawings shall be submitted to Arcadis for general conformance before proceeding with fabrication.

Arcadis Professional Services (Canada) Inc.

ISSUES

No.	DESCRIPTION	DATE
A	50% SUBMISSION	2022-04-27
B	90% SUBMISSION	2022-07-29
C	ISSUED FOR PERMIT	2022-07-29
D	ISSUED FOR TENDER	2022-12-09
E	ISSUED FOR TENDER	2025-04-11

CONSULTANTS

SEAL

PRIME CONSULTANT

ARCADIS

100 - 175 Galaxy Blvd,
Toronto, ON M9W 0C9, Canada
tel 416 679 1930
www.arcadis.com

PROJECT TITLE

CITY OF TORONTO
ACCESSIBILITY UPGRADES

PROJECT ADDRESS

PROJECT NO:
9119- 19- 0162 / Arcadis 30279056

DRAWN BY:	CHECKED BY:
G. POULOU	**M. FAYAZI**
PROJECT MGR: **N. FRISCIC**	APPROVED BY: **K. ANGER**

SHEET TITLE

MASONRY DETAILS

SHEET NUMBER	ISSUE
G05-D2300	E

Autodesk Docs://122260 - CoT TAU Upgrades R2024/122260-TAU-G03-Details-R20.rvt

SCALE CHECK 10mm 1 in

4/29/2025 11:45:16 AM

PLUMBING FIXTURE SCHEDULE

DESCRIPTION	SERVICES				REMARKS
	CW	HW	WASTE	VENT	
WATER CLOSET (FLUSH VALVE)	25	-	75	40	
WATER CLOSET (FLUSH TANK)	12	-	75	40	
URINAL (FLUSH VALVE)	20	-	50	40	
URINAL (FLUSH TANK)	12	-	40	32	
LAVATORY	12	12	32	32	
SHOWER	12	12	75	32	
SERVICE SINK	12	12	75	40	
DRINKING FOUNTAIN	12	-	32	32	
SINKS	12	12	40	32	
GROUP WASH FOUNTAIN	25	25	40	40	

NOTES:

1. SIZING OF SUPPLIES INSIDE WASHROOM TO BE BASED ON 35 KPa PRESSURE DROP PER 30m OF PIPE OR MAXIMUM VELOCITY OF 1.2 mps.
2. CONTRACTOR SHALL PROVIDE SHOP DRAWING OF PLUMBING AND DRAINAGE INSIDE WASHROOM AREA FOR ALL WASHROOMS.

1 / D3201 PLUMBING FIXTURE SCHEDULE
Scale: N.T.S.

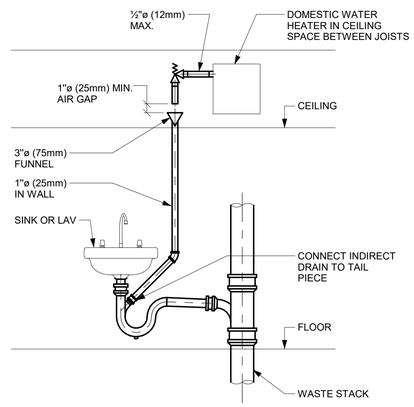

2 / D3201 INDIRECT WASTE FROM OVERHEAD DWH RELIEF VALVE
Scale: N.T.S.

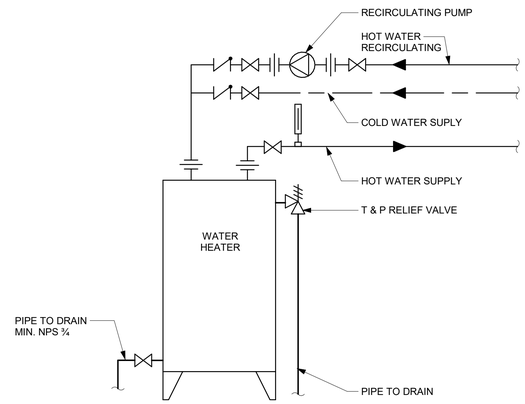

3 / D3201 DOMESTIC WATER HEATER ELECTRIC WITH RECIRCULATION
Scale: N.T.S.

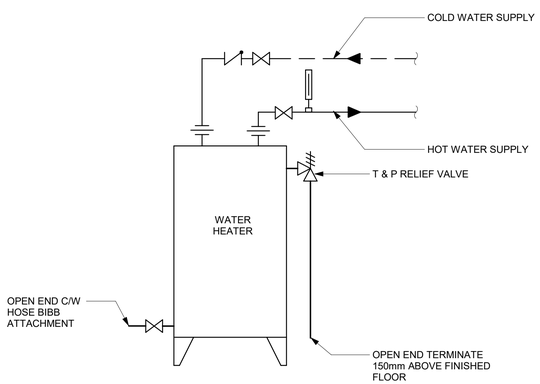

4 / D3201 DOMESTIC WATER HEATER ELECTRIC - NO RECIRCULATION
Scale: N.T.S.

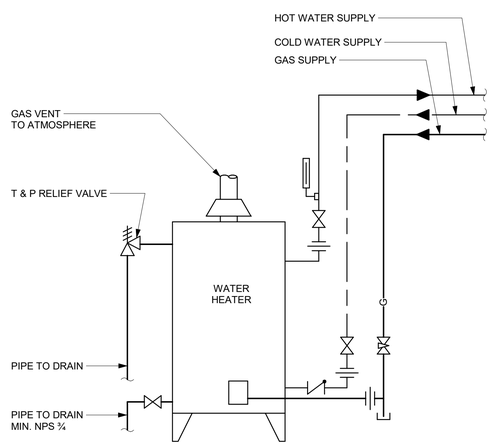

5 / D3201 DOMESTIC WATER HEATER GAS FIRED - NO RECIRCULATION
Scale: N.T.S.

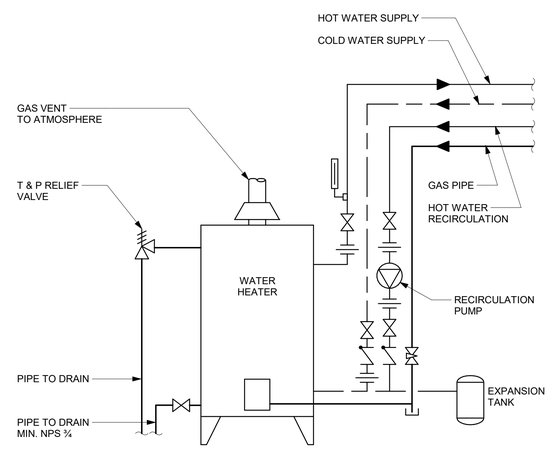

6 / D3201 DOMESTIC WATER HEATER GAS FIRED WITH RECIRCULATION
Scale: N.T.S.

CLIENT

CITY OF TORONTO

Corporate Real Estate Management
Project Management Office
Metro Hall Toronto, ON
M5V 3C6

COPYRIGHT

This drawing has been prepared solely for the intended use, thus any reproduction or distribution for any purpose other than authorized by Arcadis is forbidden. Written dimensions shall have precedence over scaled dimensions. Contractors shall verify and be responsible for all dimensions and conditions on the job, and Arcadis shall be informed of any variations from the dimensions and conditions shown on the drawing. Shop drawings shall be submitted to Arcadis for general conformance before proceeding with fabrication.

Arcadis Professional Services (Canada) Inc.

ISSUES

No.	DESCRIPTION	DATE
A	50% SUBMISSION	2021-11-19
B	90% SUBMISSION	2022-02-22
C	ISSUED FOR PERMIT	2022-03-18
D	ISSUED FOR TENDER	2022-12-07
E	ISSUED FOR REVISED PERMIT	2024-06-14
F	ISSUED FOR TENDER	2025-04-11

CONSULTANTS

SEAL

PRIME CONSULTANT

ARCADIS

100 - 175 Galaxy Blvd,
Toronto, ON M9W 0C9, Canada
tel 416 679 1930
www.arcadis.com

PROJECT TITLE
CITY OF TORONTO
ACCESSIBILITY UPGRADES

PROJECT ADDRESS

PROJECT NO:
9119- 19- 0162 / Arcadis 30279056

DRAWN BY:	CHECKED BY:
K. DURUKAN	**B. LIAO**
PROJECT MGR:	APPROVED BY:
F. BOLOURIAN	**S. LIU**

SHEET TITLE
PLUMBING DETAILS

SHEET NUMBER
G05-GAL-D3201

ISSUE
F

SCALE CHECK 10mm 1 in

Autodesk Docs://122260 - CoT TAU Upgrades R2024/122260-TAU-G05-Details-R20.rvt

4/29/2025 7:04:10 PM

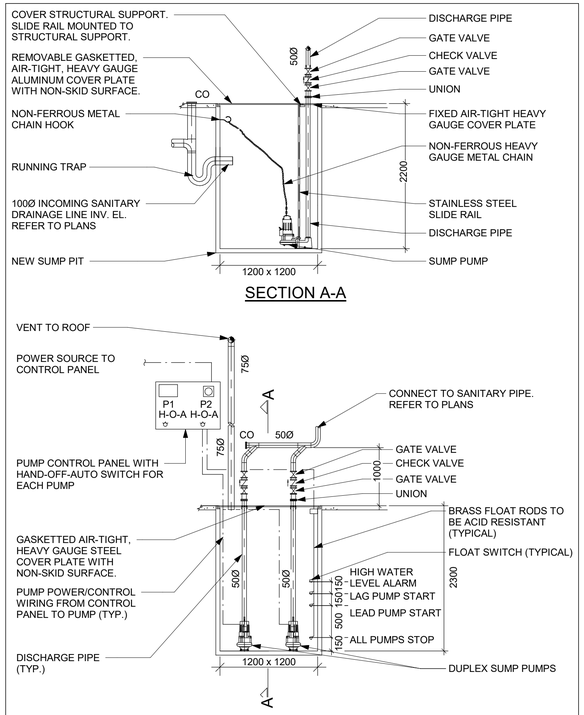

1 D3301 SANITARY DUPLEX SUMP PUMP DETAIL
Scale: N.T.S.

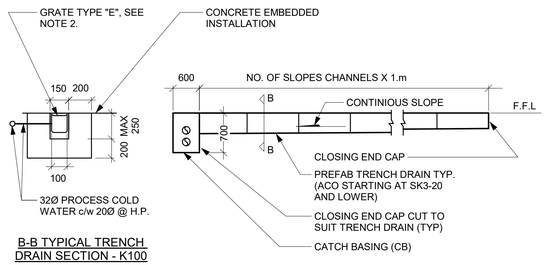

B-B TYPICAL TRENCH DRAIN SECTION - K100

GENERAL NOTES:

1. ALL DIMENSIONS ARE BASED ON 'ACO DRAIN SYSTEM' - TYPE S100K.
2. TRENCH DRAINS GRATES TO BE CLASS F SLOTTED DUCTILE IRON.
3. DRAIN AND CLEAN-OUT LINE ARRANGEMENT IS SIMILAR TO INDIVIDUAL CATCH BASIN PIPING ARRANGEMENT.

2 D3301 TRENCH DRAINS DETAIL
Scale: N.T.S.

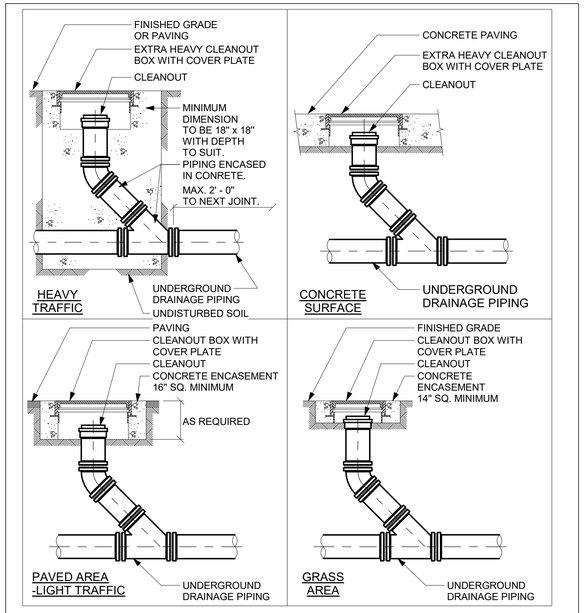

4 D3301 DRAINAGE CLEANOUT DETAIL EXTERIOR
Scale: N.T.S.

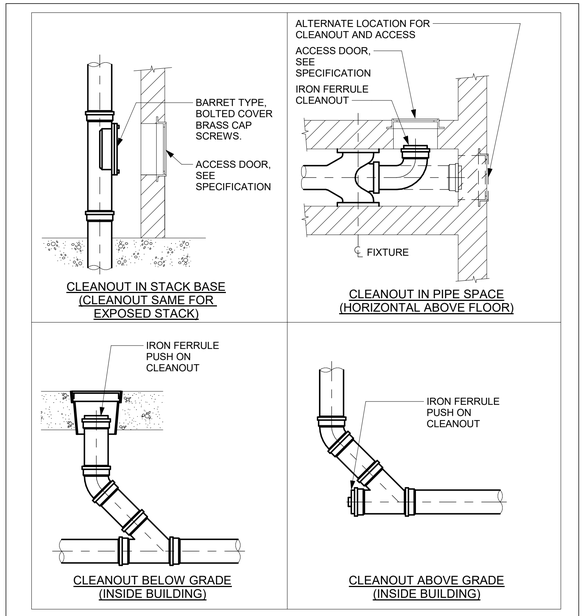

5 D3301 DRAINAGE CLEANOUT DETAIL INTERIOR
Scale: N.T.S.

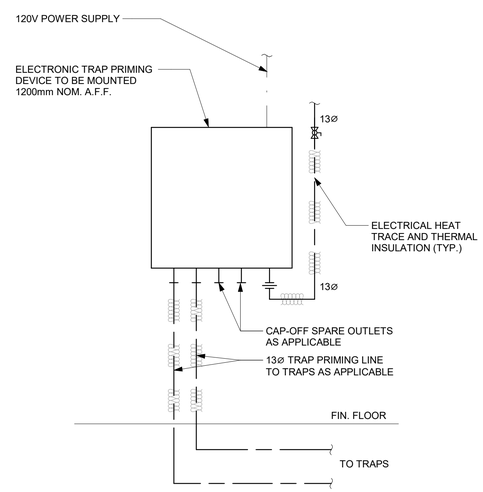

6 D3301 ELECTRONIC TRAP PRIMING DEVICE
Scale: N.T.S.

CLIENT

CITY OF TORONTO

Corporate Real Estate Management
Project Management Office
Metro Hall Toronto, ON
M5V 3C6

COPYRIGHT
This drawing has been prepared solely for the intended use, thus any reproduction or distribution for any purpose other than authorized by Arcadis is forbidden. Written dimensions shall have precedence over scaled dimensions. Contractors shall verify and be responsible for all dimensions and conditions on the job, and Arcadis shall be informed of any variations from the dimensions and conditions shown on the drawing. Shop drawings shall be submitted to Arcadis for general conformance before proceeding with fabrication.

Arcadis Professional Services (Canada) Inc.

ISSUES

No.	DESCRIPTION	DATE
A	50% SUBMISSION	2021-11-19
B	90% SUBMISSION	2022-02-22
C	ISSUED FOR PERMIT	2022-03-18
D	ISSUED FOR TENDER	2022-12-07
E	ISSUED FOR REVISED PERMIT	2024-06-14
F	ISSUED FOR TENDER	2025-04-11

CONSULTANTS

SEAL

PRIME CONSULTANT

ARCADIS

100 - 175 Galaxy Blvd,
Toronto, ON M9W 0C9, Canada
tel 416 679 1930
www.arcadis.com

PROJECT TITLE
CITY OF TORONTO ACCESSIBILITY UPGRADES

PROJECT ADDRESS

PROJECT NO:
9119- 19- 0162 / Arcadis 30279056

DRAWN BY:	CHECKED BY:
K. DURUKAN	**B. LIAO**
PROJECT MGR: **F. BOLOURIAN**	APPROVED BY: **S. LIU**

SHEET TITLE
DRAINAGE DETAILS

SHEET NUMBER G05-GAL-D3301

ISSUE F

SCALE CHECK 10mm 1 m

Autodesk Docs://122260 - CoT TAU Upgrades R2024/122260-TAU-G05-Details-R20.rvt

4/29/2025 7:04:11 PM

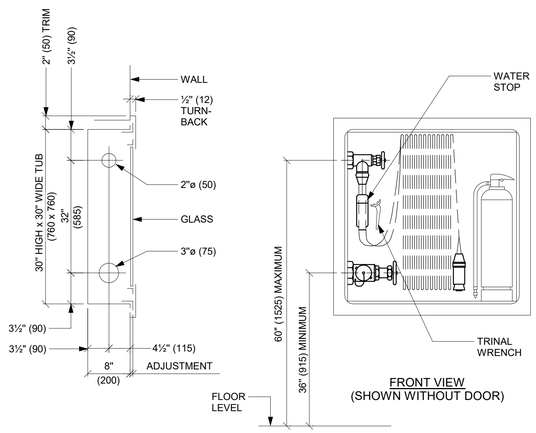

FRONT VIEW
(SHOWN WITHOUT DOOR)

NOTE: DIMENSIONS IN BRACKETS IN MILLIMETERS

1
D3401
SINGLE OR DOUBLE VALVE CABINET (FHCR) WITH EXTINGUISHER
Scale: N.T.S.

CLIENT

CITY OF TORONTO

Corporate Real Estate Management
Project Management Office
Metro Hall Toronto, ON
M5V 3C6

COPYRIGHT
This drawing has been prepared solely for the intended use, thus any reproduction or distribution for any purpose other than authorized by Arcadis is forbidden. Written dimensions shall have precedence over scaled dimensions. Contractors shall verify and be responsible for all dimensions and conditions on the job, and Arcadis shall be informed of any variations from the dimensions and conditions shown on the drawing. Shop drawings shall be submitted to Arcadis for general conformance before proceeding with fabrication.

Arcadis Professional Services (Canada) Inc.

ISSUES

No.	DESCRIPTION	DATE
A	50% SUBMISSION	2021-11-19
B	90% SUBMISSION	2022-02-22
C	ISSUED FOR PERMIT	2022-03-18
D	ISSUED FOR TENDER	2022-12-07
E	ISSUED FOR REVISED PERMIT	2024-06-14
F	ISSUED FOR TENDER	2025-04-11

CONSULTANTS

SEAL

PRIME CONSULTANT

100 - 175 Galaxy Blvd,
Toronto, ON M9W 0C9, Canada
tel 416 679 1930
www.arcadis.com

PROJECT TITLE
CITY OF TORONTO
ACCESSIBILITY UPGRADES

PROJECT ADDRESS

PROJECT NO:
9119- 19- 0162 / Arcadis 30279056

DRAWN BY:	CHECKED BY:
K. DURUKAN	**B. LIAO**
PROJECT MGR:	APPROVED BY:
F. BOLOURIAN	**S. LIU**

SHEET TITLE
FIRE PROTECTION
DETAILS

SHEET NUMBER
G05-GAL-D3401

ISSUE
F

SCALE CHECK
1 in
10mm

Autodesk Docs://122260 - CoT TAU Upgrades R2024/122260-TAU-G05-Details-R20.rvt

4/29/2025 7:04:11 PM

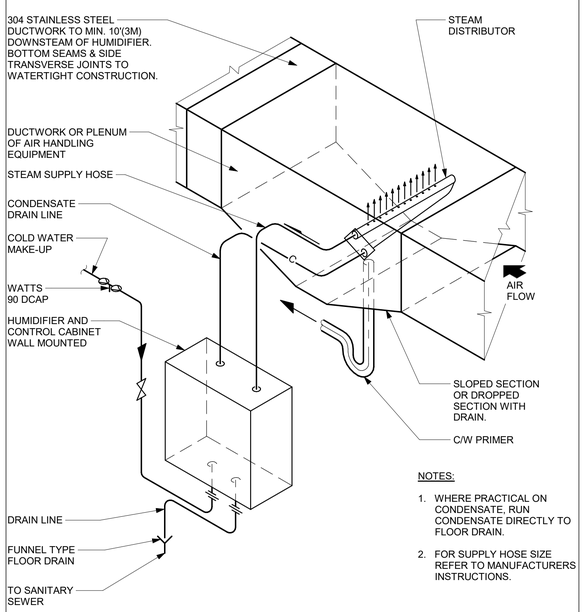

NOTES:

1. WHERE PRACTICAL ON CONDENSATE, RUN CONDENSATE DIRECTLY TO FLOOR DRAIN.
2. FOR SUPPLY HOSE SIZE REFER TO MANUFACTURERS INSTRUCTIONS.

1 / D3501 IN DUCT HUMIDIFIER STEAM ELECTRODE TYPE

Scale: N.T.S.

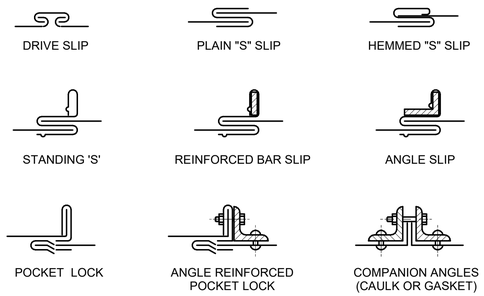

DUCT DIMENSION MAXIMUM SIZE	METAL GA. U.S. STD.	CONSTRUCTION METHODS TRANSVERSE JOINTS AND REINFORCING
300mm AND LESS	26 GA.	DRIVE SLIP, PLAIN "S" SLIP, OR 25mm POCKET LOCK ON 2400mm. CENTRES.
325mm THRU 450mm	24 GA.	
475mm THRU 750mm	24 GA.	HEMMED "S" SLIP, 25mm BAR SLIP, 25mm POCKET LOCK ON 1200 CENTRES, OR ON 2400 CENTRES WITH 25x25x3mm ANGLES ON CENTRE LINE BETWEEN.
775mm THRU 1080mm	22 GA.	25mm BAR SLIP, REINFORCED BAR SLIP 25mm POCKET LOCK ON 1200 CENTRES, OR ON 2400 CENTRES WITH 25x25x3mm ANGLES ON CENTRE LINE BETWEEN.
1100mm THRU 1375mm	22 GA.	40mm BAR SLIP, 40mm POCKET LOCK ON 1200 CENTRES, OR ON 2400 CENTRES ITH 40x40x3mm ANGLES ON CENTRE LINE BETWEEN.
1400mm THRU 1525mm	20 GA.	
1550mm THRU 2135mm	20 GA.	40mm REINFORCED BAR SLIP, ANGLE SLIP OR ANGLE REINFORCED POCKET LOCK, ON 1200 CENTRES WITH 40x40x3mm REINFORCING ANGLES ON JOINTS & ON CENTRE LINE BETWEEN.
2150mm THRU 2440mm	18 GA.	COMPANION ANGLES, ANGLE SLIP OR ANGLE REINFORCED POCKET LOCK, ON 1200mm CENTRES WITH 40x40x4mm COMPANION OR REINFORCING ANGLES ON JOINTS & ON CENTRE LINE BETWEEN.
2450mm AND OVER	18 GA.	COMPANION ANGLES, ANGLE SLIP OR ANGLE REINFORCED POCKET LOCK, ON 1200 CENTRES WITH 50x50x6mm COMPANION OR REINFORCING ANGLES ON JOINTS & ON CENTRE LINE BETWEEN.

2 / D3501 RECTANGULAR DUCT CONSTRUCTION LOW PRESSURE

Scale: N.T.S.

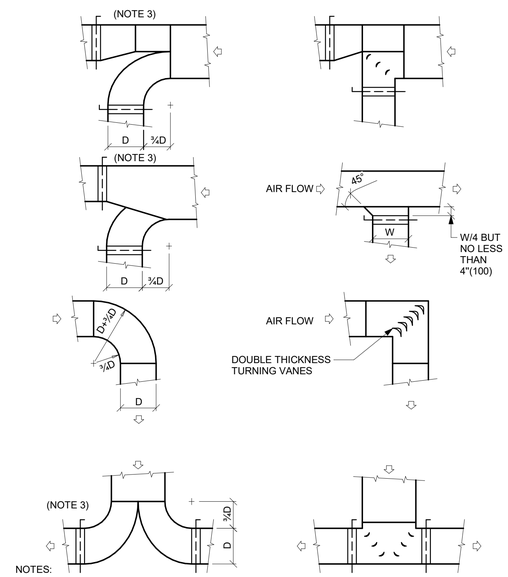

NOTES:

1. OMIT VOLUME DAMPERS ON RETURN AIR DUCT WORK.
2. DIMENSIONS IN BRACKETS IN MILLIMETERS.
3. DO NOT USE SPLITTER DAMPERS.

3 / D3501 LOW PRESSURE SUPPLY AND RETURN AIR DUCT TAKE-OFFS

Scale: N.T.S.

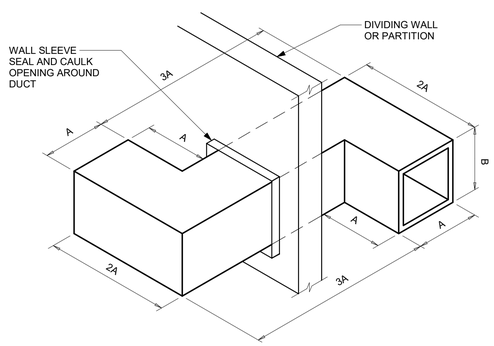

CFM	A (MIN.)	B (MIN.)	INTERNAL ACOUSTICAL LINING
200	10"	10"	1" TH
400	16"	10"	1" TH
600	20"	12"	1" TH
800	20"	12"	1" TH
1000	20"	16"	1" TH

"Z" CONFIGURATION SHOWN. DIMENSIONS SIMILAR FOR "C" CONFIGURATION.

NOTE:

1. OPENING DIRECTIONS ARE NONSPECIFIC. REFER TO FLOOR PLANS.

4 / D3501 CROSS TALK SILENCER DETAIL

Scale: N.T.S.

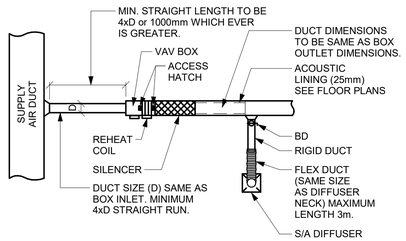

TYPICAL VAV INSTALLATION DETAIL (MSD-8108)

5 / D3501 TYPICAL VAV INSTALLATION DETAIL

Scale: N.T.S.

CLIENT

CITY OF TORONTO

Corporate Real Estate Management
Project Management Office
Metro Hall Toronto, ON
M5V 3C6

COPYRIGHT
This drawing has been prepared solely for the intended use, thus any reproduction or distribution for any purpose other than authorized by Arcadis is forbidden. Written dimensions shall have precedence over scaled dimensions. Contractors shall verify and be responsible for all dimensions and conditions on the job, and Arcadis shall be informed of any variations from the dimensions and conditions shown on the drawing. Shop drawings shall be submitted to Arcadis for general conformance before proceeding with fabrication.

Arcadis Professional Services (Canada) Inc.

ISSUES

No.	DESCRIPTION	DATE
A	50% SUBMISSION	2021-11-19
B	90% SUBMISSION	2022-02-22
C	ISSUED FOR PERMIT	2022-03-18
D	ISSUED FOR TENDER	2022-12-07
E	ISSUED FOR REVISED PERMIT	2024-06-14
F	ISSUED FOR TENDER	2025-04-11

CONSULTANTS

SEAL

PRIME CONSULTANT

ARCADIS

100 - 175 Galaxy Blvd,
Toronto, ON M9W 0C9, Canada
tel 416 679 1930
www.arcadis.com

PROJECT TITLE
CITY OF TORONTO ACCESSIBILITY UPGRADES

PROJECT ADDRESS

PROJECT NO:
9119- 19- 0162 / Arcadis 30279056

DRAWN BY:	CHECKED BY:
K. DURUKAN	**B. LIAO**
PROJECT MGR: **F. BOLOURIAN**	APPROVED BY: **S. LIU**

SHEET TITLE
HVAC DETAILS

SHEET NUMBER
G05-GAL-D3501

ISSUE
F

SCALE CHECK 10mm 1 in

Autodesk Docs://122260 - CoT TAU Upgrades R2024/122260-TAU-G05-Details-R20.rvt

4/29/2025 7:04:11 PM

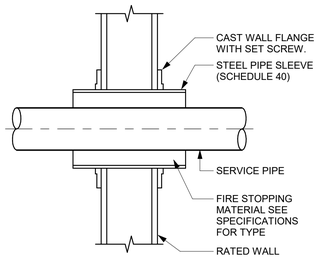

1 / D3601 SLEEVE THROUGH RATED WALL
Scale: N.T.S.

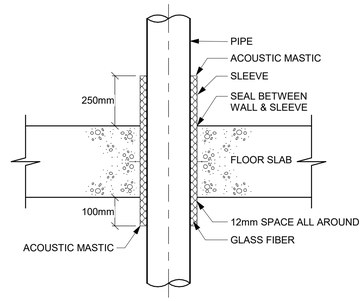

2 / D3601 ACOUSTIC TREATMENT OF PIPE PENETRATION OF MECHANICAL ROOM FLOOR SLAB
Scale: N.T.S.

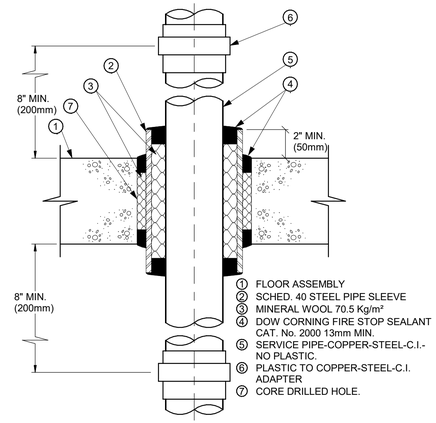

3 / D3601 PIPE SLEEVE THROUGH FIRE RATED FLOOR SLAB
Scale: N.T.S.

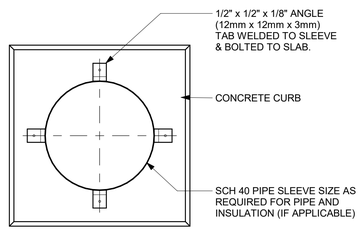

PLAN

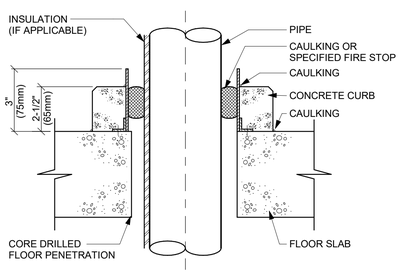

4 / D3601 PIPE SLEEVE THROUGH EXISTING FLOOR SLAB
Scale: N.T.S.

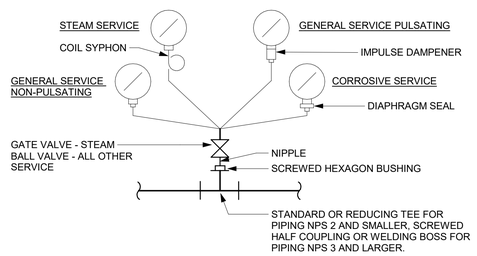

PRESSURE GAUGE MOUNTING - HORIZONTAL PIPING

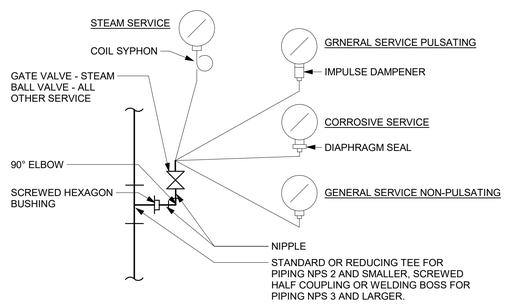

PRESSURE GAUGE MOUNTING - VERTICAL PIPING

5 / D3601 PRESSURE GAUGES
Scale: N.T.S.

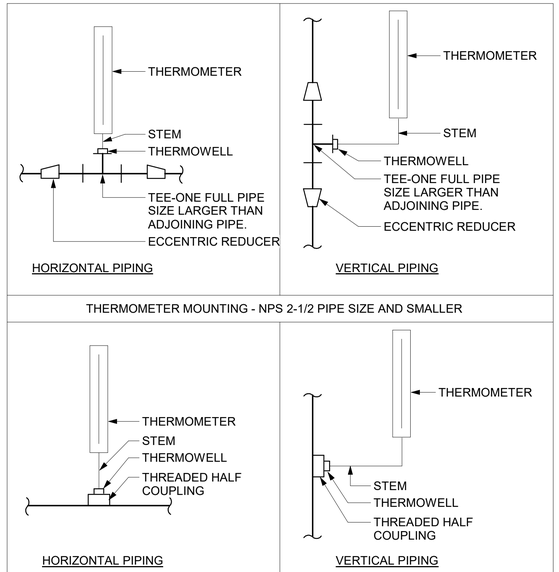

6 / D3601 TEMPERATURE GAUGES
Scale: N.T.S.

CLIENT

CITY OF TORONTO

Corporate Real Estate Management
Project Management Office
Metro Hall Toronto, ON
M5V 3C6

COPYRIGHT
This drawing has been prepared solely for the intended use, thus any reproduction or distribution for any purpose other than authorized by Arcadis is forbidden. Written dimensions shall have precedence over scaled dimensions. Contractors shall verify and be responsible for all dimensions and conditions on the job, and Arcadis shall be informed of any variations from the dimensions and conditions shown on the drawing. Shop drawings shall be submitted to Arcadis for general conformance before proceeding with fabrication.

Arcadis Professional Services (Canada) Inc.

ISSUES

No.	DESCRIPTION	DATE
A	50% SUBMISSION	2021-11-19
B	90% SUBMISSION	2022-02-22
C	ISSUED FOR PERMIT	2022-03-18
D	ISSUED FOR TENDER	2022-12-07
E	ISSUED FOR REVISED PERMIT	2024-06-14
F	ISSUED FOR TENDER	2025-04-11

CONSULTANTS

SEAL

PRIME CONSULTANT

ARCADIS

100 - 175 Galaxy Blvd,
Toronto, ON M9W 0C9, Canada
tel 416 679 1930
www.arcadis.com

PROJECT TITLE
CITY OF TORONTO
ACCESSIBILITY UPGRADES

PROJECT ADDRESS

PROJECT NO:
9119- 19- 0162 / Arcadis 30279056

DRAWN BY:	CHECKED BY:
K. DURUKAN	**B. LIAO**
PROJECT MGR:	APPROVED BY:
F. BOLOURIAN	**S. LIU**

SHEET TITLE
PIPING DETAILS
SHEET 1 OF 2

SHEET NUMBER
G05-GAL-D3601

ISSUE
F

SCALE CHECK
1 in
10mm

Autodesk Docs://122260 - CoT TAU Upgrades R2024/122260-TAU-G05-Details-R20.rvt

4/29/2025 7:04:12 PM

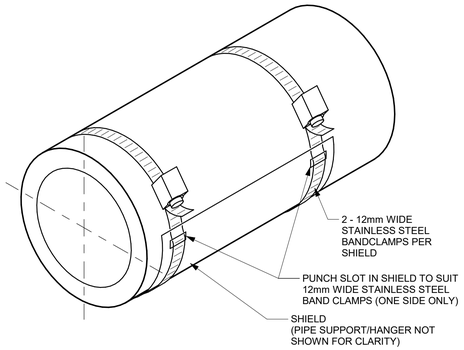

1 / D3602 INSULATION SHIELD INSTALLATION

Scale: N.T.S.

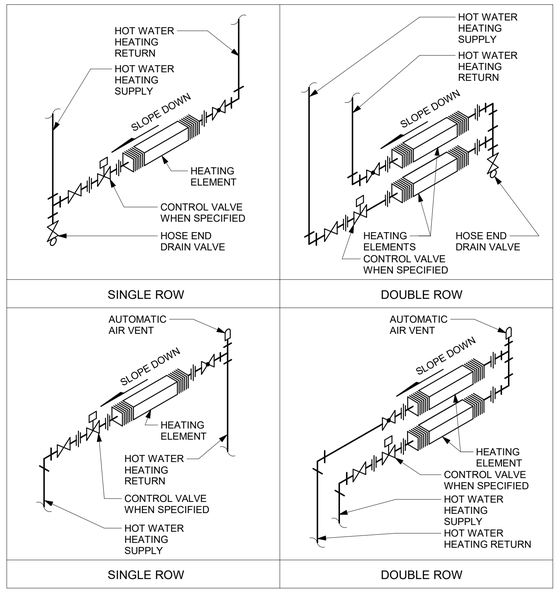

2 / D3602 WALL FINNED CONVECTORS: HOT WATER

Scale: N.T.S.

CLIENT

CITY OF TORONTO

Corporate Real Estate Management
Project Management Office
Metro Hall Toronto, ON
M5V 3C6

COPYRIGHT

This drawing has been prepared solely for the intended use, thus any reproduction or distribution for any purpose other than authorized by Arcadis is forbidden. Written dimensions shall have precedence over scaled dimensions. Contractors shall verify and be responsible for all dimensions and conditions on the job, and Arcadis shall be informed of any variations from the dimensions and conditions shown on the drawing. Shop drawings shall be submitted to Arcadis for general conformance before proceeding with fabrication.

Arcadis Professional Services (Canada) Inc.

ISSUES

No.	DESCRIPTION	DATE
A	50% SUBMISSION	2021-11-19
B	90% SUBMISSION	2022-02-22
C	ISSUED FOR PERMIT	2022-03-18
D	ISSUED FOR TENDER	2022-12-07
E	ISSUED FOR REVISED PERMIT	2024-06-14
F	ISSUED FOR TENDER	2025-04-11

CONSULTANTS

SEAL

PRIME CONSULTANT

ARCADIS

100 - 175 Galaxy Blvd,
Toronto, ON M9W 0C9, Canada
tel 416 679 1930
www.arcadis.com

PROJECT TITLE

CITY OF TORONTO
ACCESSIBILITY UPGRADES

PROJECT ADDRESS

PROJECT NO:
9119- 19- 0162 / Arcadis 30279056

DRAWN BY:	CHECKED BY:
N. KHOURY	**G. VERNESCU**
PROJECT MGR:	APPROVED BY:
F. BOLOURIAN	**S. LIU**

SHEET TITLE

PIPING DETAILS
SHEET 2 OF 2

SHEET NUMBER
G05-GAL-D3602

ISSUE
F

SCALE CHECK
1 in
10mm

Autodesk Docs://122260- CoT TAU Upgrades R2024/122260-TAU-G05-Details-R20.rvt

4/29/2025 7:04:12 PM

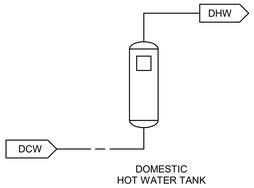

SYSTEM START
SYSTEM ENABLED ON OPERATOR COMMAND

NORMAL OPERATION
WATER HEATER OPERATE UNDER OEM CONTROL TO MAINTAIN WATER LEAVING TEMPERATURE AT 60°C

SYSTEM STOP
SYSTEM DISABLED ON OPERATOR COMMAND

SCHEDULE
OPERATOR DEFINED

DEFAULT = CONTINUOUS OPERATION

FIRE ALARM
N/A

ALARMS
N/A

MONITOR
N/A

TREND LOGS
N/A

EMERGENCY POWER
NO

1 D3701 HOT WATER TANK CONTROL SEQUENCE - NO BMS CONTROL

Scale: N.T.S

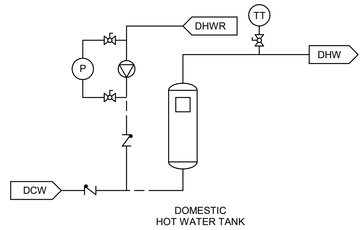

SYSTEM START
RECIRCULATION PUMP STARTS. ENABLE HOT WATER TANK

NORMAL OPERATION
WATER HEATER OPERATE UNDER OEM CONTROL TO MAINTAIN WATER LEAVING TEMPERATURE AT 60°C

RECIRCULATION PUMP OPERATES WHEN REMOTE RECIRCULATION WATER TEMPERATURE IS 50°C

(ADJUSTABLE) BELOW HOT WATER SUPPLY SET POINT

SYSTEM STOP
RECIRCULATION PUMP STOPS ONLY ON OPERATOR COMMAND

SCHEDULE
OPERATOR DEFINED

DEFAULT = CONTINUOUS OPERATION

FIRE ALARM
N/A

ALARMS
N/A

MONITOR
N/A

TREND LOGS
N/A

EMERGENCY POWER
NO

2 D3701 HOT WATER TANK (WITH RECIRCULATION PUMP) CONTROL SEQUENCE - NO BMS CONTROL

Scale: N.T.S

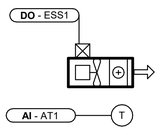

HEATERS - ELECTRIC

SYSTEM START
B.M.S. ENABLES UNIT HEATER WHEN OUTDOOR AIR TEMPERATURE IS < 10°C

NORMAL OPERATION
SPACE TEMPERATURE SENSOR CYCLES UNIT HEATER ON/OFF TO MAINTAIN SPACE TEMPERATURE SETPOINT [20°C]

SYSTEM STOP
CONTINUOUS OPERATION

SCHEDULE
CONTINUOUS OPERATION

FIRE ALARM
N/A

ALARMS
LOW SPACE TEMPERATURE (<10C)

MONITOR
SPACE TEMPERATURE

TREND LOGS
N/A

EMERGENCY POWER
NO

3 D3701 ELECTRIC HEATER CONTROL SEQUENCE - WITH BMS

Scale: N.T.S

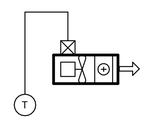

HEATERS - ELECTRIC NO B.M.S. CONTROL

SYSTEM START
OPERATOR MANUALLY ENERGIZES THE UNIT HEATER LOCALLY. NO B.M.S. CONTROL

NORMAL OPERATION
HARD-WIRED SPACE TEMPERATURE SWITCH CYCLES UNIT HEATER ON/OFF TO MAINTAIN SPACE TEMPERATURE SETPOINT [20°C]

SYSTEM STOP
CONTINUOUS OPERATION

SCHEDULE
CONTINUOUS OPERATION

FIRE ALARM
N/A

ALARMS
N/A

MONITOR
N/A

TREND LOGS
N/A

EMERGENCY POWER
NO

4 D3701 ELECTRIC HEATER CONTROL SEQUENCE - NO BMS

Scale: N.T.S

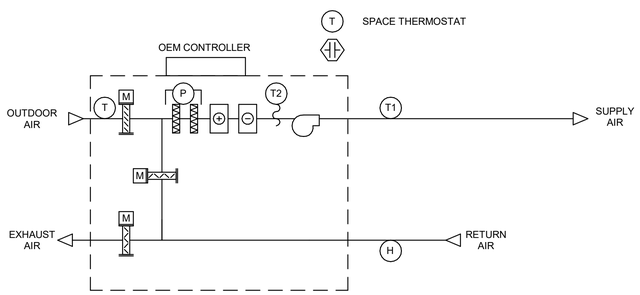

PACKAGED AIR HANDLING
UNIT WITH O.E.M. CONTROLS

SYSTEM START
AIR HANDLING UNIT START-UP ON TIME SCHEDULE

NORMAL OPERATION OEM CONTROL
AIR HANDLING UNIT OPERATES UNDER O.E.M. CONTROL.

TEMPERATURE CONTROL
OEM CONTROL MODULATES OUTDOOR AIR, RETURN AIR AND EXHAUST AIR DAMPERS IN AN AIR-ECONOMIZER CYCLE TO MAINTAIN SPACE AIR TEMPERATURE SETPOINT. MECHANICAL COOLING SUPPLEMENTS THE ECONOMIZER COOLING AS REQUIRED
- SPACE AIR TEMPERATURE SETPOINT: 25ºC
- ECONOMIZER CUTOFF TEMPERATURE SETPOINT > 18ºC

WHEN RETURN AIR RELATIVE HUMIDITY LEVEL > 55%, STOP AIR-ECONOMIZER CYCLE, START MECHANICAL COOLING.

SYSTEM STOP
OPERATOR INITIATED OR BY OPERATING SCHEDULE.

ON COMMAND OR SCHEDULE STOP ESS, SUPPLY AND RETURN FANS STOP, OUTDOOR AIR AND EXHAUST DAMPERS CLOSE, AND RECIRCULATION DAMPER OPENS.

SCHEDULE
TO BE DETERMINED DURING SYSTEM COMMISSIONING

FIRE ALARM
N/A

ALARMS
ALARM ON OEM CONTROLLER:
- HIGH FILTER PRESSURE DROP > 2 IN. W.C.
- AIR HANDLING UNIT GENERAL FAULT
- HIGH BUILDING RELATIVE HUMIDITY > 60% RH
- HIGH SPACE AIR TEMPERATURE > 25C
- LOW SPACE AIR TEMPERATURE < 10C

MONITOR
N/A

TREND LOGS
N/A

EMERGENCY POWER
NO

5 D3701 PACKAGED ROOFTOP HVAC SYSTEM CONTROL SEQUENCE - NO BAS CONTROL

Scale: N.T.S

Scale 1:100

0 2.5 5 10 m

4/29/2025 7:04:12 PM

CLIENT
CITY OF TORONTO
TORONTO
Corporate Real Estate Management
Project Management Office
Metro Hall Toronto, ON
M5V 3C6

COPYRIGHT
This drawing has been prepared solely for the intended use, thus any reproduction or distribution for any purpose other than authorized by Arcadis is forbidden. Written dimensions shall have precedence over scaled dimensions. Contractors shall verify and be responsible for all dimensions and conditions on the job, and Arcadis shall be informed of any variations from the dimensions and conditions shown on the drawing. Shop drawings shall be submitted to Arcadis for general conformance before proceeding with fabrication.

Arcadis Professional Services (Canada) Inc.

ISSUES

No.	DESCRIPTION	DATE
A	50% SUBMISSION	2021-11-19
B	90% SUBMISSION	2022-02-22
C	ISSUED FOR PERMIT	2022-03-18
D	ISSUED FOR TENDER	2022-12-07
E	ISSUED FOR TENDER	2025-04-11

CONSULTANTS

SEAL

PRIME CONSULTANT
ARCADIS
100 - 175 Galaxy Blvd,
Toronto, ON M9W 0C9, Canada
tel 416 679 1930
www.arcadis.com

PROJECT TITLE
CITY OF TORONTO
ACCESSIBILITY UPGRADES

PROJECT ADDRESS

PROJECT NO:
9119- 19- 0162 / Arcadis 30279056

DRAWN BY:	CHECKED BY:
N. KHOURY	**G. VERNESCU**
PROJECT MGR:	APPROVED BY:
F. BOLOURIAN	**S. LIU**

SHEET TITLE
CONTROL DETAILS

SHEET NUMBER
G05-GAL-D3701

ISSUE
E

Autodesk Docs://122260 - CoT TAU Upgrades R2024/122260-TAU-G05-Details-R20.rvt

10mm
SCALE CHECK
1 in

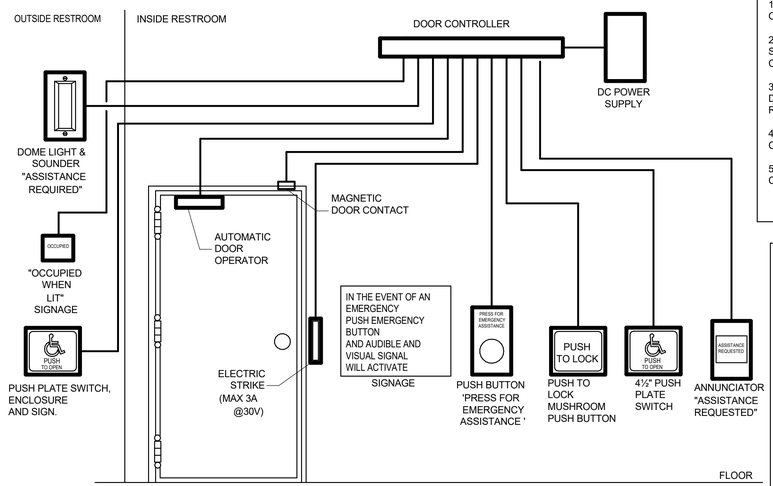

NOTES

1. PROVIDE EMERGENCY CALL SYSTEM EQUIPMENT. PROVIDE EMPTY CONDUITS ONLY COMPLETE WITH PULL STRINGS.

2. BACK BOXES AND CONDUITS SHALL BE ACCORDING TO APPROVED SHOP DRAWINGS. CONDUITS SHALL BE EMT, MINIMUM SIZE 21mm DIA.. CONTRACTOR TO COORDINATE.

3. LOCATIONS OF DEVICES SHALL BE ACCORDING TO ARCHITECTURAL DRAWINGS. VERIFY EXACT LOCATION WITH THE ARCHITECT PRIOR TO ROUGHING-IN.

4. PROVIDE DOOR OPERATOR. PROVIDE 120V CIRCUIT FOR POWER AND CONDUIT FOR CONTROL CONNECTIONS TO DOOR CONTROLLER AS REQUIRED.

5. PROVIDE ELECTRIC STRIKE AND CONDUIT FOR CONNECTION TO DOOR CONTROLLER AS REQUIRED.

SEQUENCE OF OPERATION:

1. UPON PRESSING THE EXTERIOR PUSH PLATE, THE DOOR SHALL OPEN.

2. AFTER ENTRY, THE OCCUPANT SHALL PRESS THE "PUSH TO LOCK" PUSH PLATE, AND LOCK THE DOOR VIA ELECTRIC STRIKE. THE EXTERNAL SIGNAGE WILL BE IN THE "OCCUPIED" STATE. PRESSING THE EXTERIOR PUSH PLATE WILL NOT HAVE ANY EFFECT.

3. THE OCCUPANT WILL EXIT BY PRESSING THE INTERIOR UNIVERSAL SYMBOL FOR ACCESSIBILITY, WHICH WILL UNLOCK THE STRIKE, ACTIVATE THE DOOR OPERATOR AND AND RESET THE EXTERIOR SIGNAGE TO ITS "UNOCCUPIED" STATE. SIMILARLY, THE OCCUPANT MIGHT TURN THE DOOR HANDLE, AND OPEN THE DOOR. THE MAGNETIC DOOR CONTACT WILL REGISTER THIS AS A DOOR OPEN STATUS, AND RESET THE EXTERIOR SIGNAGE TO ITS "UNOCCUPIED" STATE AND RELEASE THE ELECTRIC STRIKE.

IF THE EMERGENCY 'PUSH/PULL' MUSHROOM IS DEPRESSED, THE EXTERIOR DOME LIGHT AND SOUNDER WILL ACTIVATE IN CONJUNCTION WITH THE INTERIOR ANNUNCIATOR AND SOUNDER. AT THE SAME TIME, THE DOOR STRIKE WILL RELEASE AND RESET THE EXTERIOR SIGNAGE TO ITS "UNOCCUPIED" STATE

4. THE INTERIOR AND EXTERIOR REQUEST FOR EMERGENCY ASSISTANCE AUDIBLE AND VISUAL SIGNAL DEVICES WILL DEACTIVATE UPON RELEASE (PULL) OF THE MUSHROOM PUSHBUTTON. THE DOOR STRIKE WILL REMAIN UNLOCKED AND THE EXTERIOR SIGNAGE WILL BE IN ITS "UNOCCUPIED" STATE.

1 D4001 UNIVERSAL WASHROOM DETAIL
Scale: NTS

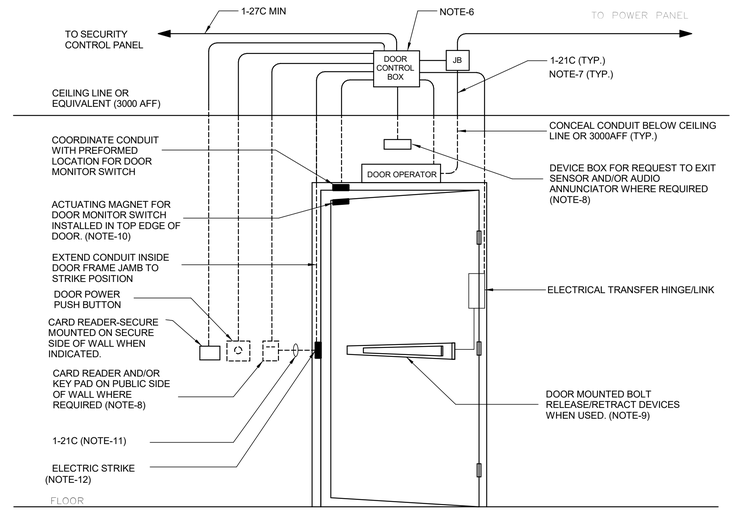

NOTES:

1. THIS CONSTRUCTION DETAIL IS FOR SCHEMATIC PURPOSE ONLY, REFER TO POWER AND SECURITY LAYOUT DRAWINGS AND DOOR HARDWARE SCHEDULE FOR EXACT COMPONENTS REQUIRED AND CONDUIT ROUTING.
2. ALL CONDUITS WITH PULL STRING, JUNCTION BOXES, PULL BOXES, DEVICE BOXES AND POWER WIRES BY DIV.26.
3. SECURITY DOOR CONTROLLER, CARD READER, ALARM BUZZER, KEYPAD, REQUEST TO EXIT SENSOR AND SECURITY WIRES BY SECURITY VENDER WHERE REQUIRED.
4. POWER SUPPLY, DOOR OPERATOR/CONTROLLER, DOOR POWER PUSH BUTTON, ELECTRIC STRIKE/BOLT/LATCH, DOOR CONTACT (MONITOR SWITCH), BY DOOR HARDWARE CONTRACTOR WHERE REQUIRED.
5. PROVIDE CONTINUOUS ELECTRICAL RACEWAY CONSISTING OF CONDUIT AND/OR CABLE TRAY. NO FREE AIR RUNNING SECURITY CABLE.
6. JUNCTION BOX SIZED TO ACCOMMODATE LOCAL DOOR CONTROL SYSTEM; MIN. 300x300x150 WITH REMOVABLE AND TAMPER RESISTANT COVER; SURFACE MOUNTED FOR SOLID WALL CONSTRUCTION. SAME WITH 100x100x54 DEVICE BOX WITH 38MM EXTENSION RING TO DEPTH OF 92MM, FLUSH MOUNT FOR CAVITY OR BLOCK WALL CONSTRUCTION. USE COMMON CONDUIT, PULL BOXES AND JUNCTION BOXES FOR INTRUSION DETECTION AND ACCESS CONTROL WIRING.
7. USE JUNCTION BOX AT CORNER FOR BLOCK WALL CONSTRUCTION. CONCEAL VERTICAL CONDUIT. SURFACE MOUNT HORIZONTAL CONDUIT ON SOLID WALL ONLY
8. DEVICE BOX. MOUNTED FLUSH WITH SURFACE. PROVIDE SINGLE DEVICE COVER PLASTER RING FOR CAVITY OR BLOCK WALL CONSTRUCTION. REFER TO LAYOUT DRAWING FOR LOCATION. COORDINATE WITH DOOR HARDWARE SCHEDULE FOR EXACT SIZE. DISPENSE WITH WALL BOX WHEN MULLION MOUNT IS INDICATED IN THE DOOR HARDWARE SCHEDULE.
9. BOLT RELEASE/RETRACT DEVICE MAY BE PUSH-BAR OR LEVER TYPE. USE TYPE INDICATED IN DOOR HARDWARE SCHEDULE.
10. WHERE DOOR PERFORMANCE REQUIREMENTS CALL FOR INTRUSION DETECTION AND ACCESS CONTROL, USE MAY BE MADE OF 2 SEPARATE SINGLE POLE SWITCHES OR ONE COMMON 2 POLE SWITCH. MAINTAIN SEPARATION BETWEEN WIRING OF TWO SYSTEMS.
11. USE OF BRIDGING CONDUIT ACCEPTABLE FOR CAVITY OR BLOCK WALL CONSTUCTION WHERE SITE CONDITIONS PERMIT.
12. OMIT WHEN ELECTRIC LATCH IS USED.
13. ENSURE THAT WHEN CREDENTIAL IS NOT PRESENTED AND DOOR PUSH BUTTON IS TRIGGERED THAT MOTOR DOES NOT ENGAGE. SEQUENCE OF OPERATION IS TO PRESENT CREDENTIAL -> ACTIVATE DOOR OPERATOR PUSH BUTTON

2 D4001 SECURITY SINGLE DOOR DETAIL - POWER OPERATED
Scale: 1 : 1

CLIENT
CITY OF TORONTO
TORONTO
Corporate Real Estate Management
Project Management Office
Metro Hall Toronto, ON
M5V 3C6

COPYRIGHT
This drawing has been prepared solely for the intended use, thus any reproduction or distribution for any purpose other than authorized by Arcadis is forbidden. Written dimensions shall have precedence over scaled dimensions. Contractors shall verify and be responsible for all dimensions and conditions on the job, and Arcadis shall be informed of any variations from the dimensions and conditions shown on the drawing. Shop drawings shall be submitted to Arcadis for general conformance before proceeding with fabrication.
Arcadis Professional Services (Canada) Inc.

ISSUES

No.	DESCRIPTION	DATE
A	50% SUBMISSION	2022-04-27
B	90% SUBMISSION	2022-07-29
C	ISSUED FOR PERMIT	2022-07-29
D	ISSUED FOR TENDER	2025-04-11

CONSULTANTS

SEAL

PRIME CONSULTANT
ARCADIS
100 - 175 Galaxy Blvd,
Toronto, ON M9W 0C9, Canada
tel 416 679 1930
www.arcadis.com

PROJECT TITLE
CITY OF TORONTO
ACCESSIBILITY UPGRADES

PROJECT ADDRESS

PROJECT NO:
9119- 19- 0162 / Arcadis 30279056

DRAWN BY:	CHECKED BY:
V. MAC	**M. BOJIC**
PROJECT MGR: **N. FRISCIC**	APPROVED BY: **P. WILLIAMS**

SHEET TITLE
ELECTRICAL DETAILS 1

SHEET NUMBER D4001
ISSUE D

Autodesk Docs://122260 - CoT TAU Upgrades R2024/122260-TAU-G03-Details-R20.rvt

SCALE CHECK 10mm 1 in

2025-05-07 11:03:06 AM

MOUNTING HEIGHTS SCHEDULE

MOUNTING HEIGHTS TO TOP OF DEVICE.
ALL DIMENSIONS ARE ABOVE FINISHED FLOOR (AFF) UNLESS NOTED OTHERWISE.

LIGHT SWITCH	1050mm	
RECEPTACLE - FINISHED AREAS	460mm	
RECEPTACLE - UNFINISHED AREAS	1050mm	
RECEPTACLE - ABOVE COUNTER	300mm	ABOVE COUNTER
DATA OUTLET - FINISHED AREA	460mm	
DATA OUTLET - UNFINISHED AREA	1050mm	
FIRE ALARM MANUAL PULL STATION	1200mm	
FIRE ALARM HORN/STROBE	2460mm	
FIRE ALARM STROBE	2460mm	
FIRE ALARM END OF LINE DEVICE	1500mm	
FIRE ALARM HEAT DETECTOR	CEILING	
FIRE ALARM SMOKE DETECTOR	CEILING	
FIRE ALARM REMOTE ANNUNCIATOR	2000mm	
PANEL	2000mm	
CONTROL PANEL	2000mm	
MOTOR STARTER	1800mm	
DISCONNECT SWITCH	1800mm	
PUSH BUTTON STATION	1050mm	
DOOR ACCESS CONTROL CARD READER	1050mm	
VIDEO INTERCOM	AS PER MANUF. INSTRUCTION	
DOOR BY-PASS KEYED SWITCH	1050mm	
BATTERY OPERATED EMERGENCY LIGHT	2700mm	
EMERGENCY LIGHT BATTERY UNIT	2700mm	
THERMOSTAT	1200mm	

MOUNTING HEIGHTS AS APPLICABLE

GENERAL NOTES:

1. PROVIDE 1-#6 GND WIRE FOR ALL UNDERGROUND EMPTY CONDUITS AND COMMUNICATIONS CONDUITS WITHOUT METAL WIRING/CABLES TO FACILITATE FUTURE DETECTION.

2. NO SPLICES ARE ALLOWED FOR COMMUNICATION CABLES.

3. NO SPLICES ARE ALLOWED BELOW GRADE FOR POWER WIRE AND CABLE.

4. THERE MUST BE A BREAK IN ALL UNDERGROUND CONDUITS OUTSIDE THE BUILDING/TOWERS/ELECTRICAL/COMMUNICATIONS/BOILER ROOM TO ALLOW DRAINAGE OF RACEWAY BEFORE ENTERING THE ROOMS.

5. PROVIDE LAYOUT (WITH DIMENSIONS) OF ALL UNDERGROUND PULL POINTS INCLUDING HAND HOLES, MAN HOLES AND CONCRETE PULL BOXES TO THE CONSULTANT FOR APPROVAL PRIOR TO INSTALLATION.

6. INSTALL HAND HOLES AWAY FROM MAJOR TRAFFIC AREAS (TYPICAL).

7. PROVIDE HEAT TRACING PROTECTION FOR WATER PIPES, STORM PIPES AND SANITARY PIPES AS SHOWN ON ELECTRICAL DRAWINGS. REFER TO MECHANICAL DRAWINGS FOR PIPING LAYOUT. HEAT TRACING SHALL BE RAYCHEM MODEL #8XL-TRACE, 208V, 1PH, SELF REGULATING TRACING CABLE OR APPROVED EQUIVALENT, C/W POWER SUPPLY MODULE, THERMOSTAT AND ALL ACCESSORIES FOR A COMPLETE AND FUNCTIONING SYSTEM. STARTUP TEMPERATURE -29°C (-20°F).

8. WHERE CONDUITS ARE INSTALLED ACROSS EXPANSION JOINTS, PROVIDE CONDUITS WITH EXPANSION/CONTRACTION FITTINGS.

9. <u>ELEVATOR FIRE ALARM AUTOMATIC RECALL:</u>
ELEVATOR LOBBY MOUNTED FIRE DETECTORS AND SECURITY PANEL TO RECALL ELEVATORS TO DESIGNATED LEVEL UPON FIRE ALARM. SHOULD DETECTOR AT DESIGNATED LEVEL ELEVATOR LOBBY INDICATE FIRE, ELEVATOR TO BE DIRECTED TO ALTERNATE LEVEL. REFER TO ELEVATOR AUTOMATIC FIRE RECAL SCHEDULE. ELEVATOR CONTRACTOR TO COORDINATE WITH TSSA AND CONFIRM DESIGNATED/ALTERNATE LEVELS.

10. SMOKE DETECTOR AT TOP OF ELEVATOR SHAFT TO BE AIR SAMPLING SMOKE DETECTOR TYPE. INSTALL CONTROL UNIT IN A TAMPER PROOF ENCLOSURE (NEMA 4X) OUTSIDE OF ELEVATOR CLOSET. AIR SAMPLING SMOKE DETECTOR TO BE EST READY SET BY EDWARDS OR APPROVED EQUAL.

11. SITE PLAN DRAWINGS INDICATE UNDERGROUND POWER CONDUITS AND CORRESPONDING PULL POINTS (CONCRETE PULL BOXES, HAND HOLES OR MAN HOLES). WHERE OEC REQUIRES ADDITIONAL PULL POINTS FOR WIRING SEPARATION, PROVIDE ADDITIONAL CONCRETE PULL BOX (OR HAND HOLE) AS REQUIRED. IF AN ADDITIONAL MAN HOLE IS REQUIRED, IT IS PREFERRED TO PROVIDE AN ADDITIONAL HAND HOLE OR CONCRETE PULL BOX IF POSSIBLE.

CLIENT
CITY OF TORONTO
TORONTO
Corporate Real Estate Management
Project Management Office
Metro Hall Toronto, ON
M5V 3C6

COPYRIGHT
This drawing has been prepared solely for the intended use, thus any reproduction or distribution for any purpose other than authorized by Arcadis is forbidden. Written dimensions shall have precedence over scaled dimensions. Contractors shall verify and be responsible for all dimensions and conditions on the job, and Arcadis shall be informed of any variations from the dimensions and conditions shown on the drawing. Shop drawings shall be submitted to Arcadis for general conformance before proceeding with fabrication.

Arcadis Professional Services (Canada) Inc.

ISSUES

No.	DESCRIPTION	DATE
A	50% SUBMISSION	2022-01-20
B	90% SUBMISSION	2022-02-22
C	ISSUED FOR PERMIT	2022-03-18
D	ISSUED FOR TENDER	2025-04-11

CONSULTANTS

SEAL

PRIME CONSULTANT
ARCADIS

100 - 175 Galaxy Blvd,
Toronto, ON M9W 0C9, Canada
tel 416 679 1930
www.arcadis.com

PROJECT TITLE
CITY OF TORONTO
ACCESSIBILITY UPGRADES

PROJECT ADDRESS

PROJECT NO:
9119- 19- 0162 / Arcadis 30279056

DRAWN BY:	CHECKED BY:
V. MAC	**M. BOJIC**
PROJECT MGR:	APPROVED BY:
F.BOLOURIAN	**P. WILLIAMS**

SHEET TITLE
ELECTRICAL GENERAL NOTES

SHEET NUMBER
G05-G4003

ISSUE
D

SCALE CHECK
1 in | 10mm

Autodesk Docs://122260 - CoT TAU Upgrades R2022/4122260-TAU-G05-General-R20.rvt

2025-05-07 11:09:33 AM

CITY OF TORONTO
ACCESSIBILITY UPGRADES

TOUCH AND FEEL INDEX	
SHEET #	**SHEET TITLE**
T00	COVER PAGE
T01	WASHROOM
T02	WASHROOM ACCESSORIES
T02.1	WASHROOM ACCESSORIES
T03	WASHROOM FIXTURES & DRINKING FOUNTAIN
T04	KITCHEN MATERIALS AND FIXTURES
T05	RESERVED
T06	TACTILE ATTENTION INDICATORS
T07	TEXTURAL & COLOUR CONTRAST WARNING STRIP AND NOSING
T08	DOOR THRESHOLDS

TOUCH-AND-FEEL DOCUMENT SHOULD BE READ IN CONJUNCTION WITH DRAWINGS AND SPECIFICATIONS

CITY OF
TORONTO
ACCESSIBILITY
UPGRADES

100 - 175 Galaxy Blvd,
Toronto, ON M9W 0C9, Canada
tel 416 679 1930
www.arcadis.com

TOUCH AND FEEL

INTERIOR FIXTURES AND MATERIALS

Project Number: 9119- 19- 0162 / Arcadis 30279056

Date: 2025-04-11

WASHROOM FINISHES	
WASHROOM / SHOWER WALLS	COLLECTION: COLOUR & DIMENSION
CWT-1	COLOUR: ARCTIC WHITE MATTE
	SIZE: 100mm X 400mm (4"X16")
	SUPPLIER: OLYMPIA
WASHROOM / SHOWER WALL ACCENT	MATCH EXISTING
CWT-2	TILE SIZE IS INDICATED ON ROOM FINISH SCHEDULE
WASHROOM / SHOWER WALL ACCENT	COLLECTION: COLOUR & DIMENSION
CWT-3	COLOUR: TAUPE, MATTE
	SIZE: 100mm X 400mm (4"X16")
	SUPPLIER: OLYMPIA
WASHROOM / SHOWER WALL ACCENT	COLLECTION: COLOUR & DIMENSION
CWT-4	COLOUR: DARK GREY MATTE
	SIZE: 100mm X 400mm (4"X16")
	SUPPLIER: OLYMPIA
FLOORS	COLLECTION: MICA, MATTE FINISH
PFT-1	SIZE: 300mm X 600mm (12"X24")
	MEETS DYNAMIC COEFFICIENT OF FRICTION
	PREFERRED SUPPLIER: D9 / EMOTION
SHOWER FLOORS	COLLECTION: STI MOSAICO
PFT-2	COLOUR: MID GREY UNGLAZ
	SIZE: 50mm X 50mm (2"X2")
	MEETS DYNAMIC COEFFICIENT OF FRICTION
	SUPPLIER: STONE TILE
FLOORS	MATCH EXISTING
PFT-3	TILE SIZE IS INDICATED ON ROOM FINISH SCHEDULE
FLOORS	COLLECTION: CORE COLLECTION TERRA
PFT-4	COLOUR: 200 SMOOTH (V)
	SIZE: 304.8mm X 609.6mm (12"X24")
	MEETS DYNAMIC COEFFICIENT OF FRICTION
	SUPPLIER: MOSA TILE

NOTE: THE FINISHES PRESENTED ON THIS PAGE ARE THE BASIS OF DESIGN - ANY ALTERNATES ARE SUBJECT TO APPROVAL BY CITY OF TORONTO, PROJECT MANAGER, FACILITY MANAGER AND STAKEHOLDERS

FOR WASHROOMS WHERE ALL FIXTURES AND WALLS ARE BEING REMOVED ONLY

CWT-1

CWT-3

PFT-1

CWT-4


PFT-2

PFT-4

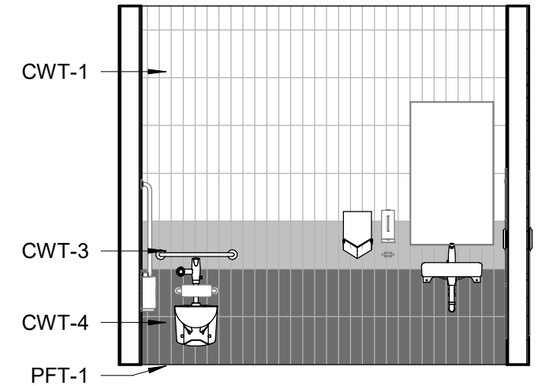

TYPICAL ELEVATION

PICTURE 1

PICTURE 2

NOTE: PICTURES ARE ONLY FOR ILLUSTRATION PURPOSES

ARCADIS
100 - 175 Galaxy Blvd,
Toronto, ON M9W 0C9, Canada
tel 416 679 1930
www.arcadis.com

TORONTO
CITY OF TORONTO
ACCESSIBILITY UPGRADES
CITY OF TORONTO
ACCESSIBILITY UPGRADES

DRAWING TITLE:

WASHROOM

Project No: 9119- 19- 0162 / Arcadis 30279056

Date: 2025-04-11

Issue: ISSUED FOR TENDER

NO.

T01

SHELF: SHLF
GAMCO MS-18 STAINLESS STEEL MIRROR SHELF – 18″

SOAP DISH: SDI-1
RECESSED MOUNTED SOAP DISH, HEAVY DUTY STAIN FINISH STAINLESS STEEL. BRADLEY MODEL NO. SA16

SOAP DISH: SDI-2
SURFACE MOUNTED, STAINLESS STEEL, TYPE 304 FLANGE. BRADLEY MODEL NO. 901

SOAP DISPENSER: SD-1
WALL MOUNTED, AUTOMATIC STAINLESS STEEL WITH STAIN FINISH, CLEAR ACRYLIC REFILL INDICATOR WINDOW AND KEY LOCK. BRADLEY 6A00-11.

L-SHAPED GRAB: GRB-1
SATIN FINISH WITH PEENED GRIPPING SURFACE; 18-GAUGE (1.2MM) STAINLESS STEEL TUBING WITH SATIN-FINISH. 38MM OUTSIDE DIAMETER. ENDS ARE HELIARC WELDED TO FLANGES. CLEARANCE BETWEEN THE GRAB BAR AND WALL IS 38MM. 30" X 30"
762MM X 762MM)

L-SHAPED GRAB: GRB-2
SATIN FINISH WITH PEENED GRIPPING SURFACE; 18-GAUGE (1.2MM) STAINLESS STEEL TUBING WITH SATIN-FINISH. 38MM OUTSIDE DIAMETER. ENDS ARE HELIARC WELDED TO FLANGES. CLEARANCE BETWEEN THE GRAB BAR AND WALL IS 38MM. 40" X 30"
(1016MM X 762MM)

SOAP DISPENSER: SD-2
COUNTER MOUNTED, TOUCH FREE, ONE PIECE, CAST BRASS CONSTRUCTION ABOVE DECK, SINGLE MOUNT FOAM SOAP DISPENSER WITH ADJUSTABLE SENSOR. MOEN, MODEL NO. 8560

COAT HOOK: CTH-1
B-983 STAINLESS STEEL, 14-GAUGE AUTO-RELEASE CLOTHES HOOK WITH EXPOSED STAIN FINISH, FACEPLATE WITH SLOPED EDGES.

HAND DRYER: HNDR
DYSON SPRAYED NICKEL 307174-01, NET WEIGHT: 2.9 KG / 6.17 LBS. H:39.3CM X W:19CM X D:10CM

COAT HOOK: CTH-2
B-2116 12-GAUGE (2.7mm) CASE HARDENED STEEL. ONE PIECE BRASS CASTING WITH SATIN NICKEL-PLATED FINISH

TOILET TISSUE DISPENSER: TPD
SURFACE-MOUNTED TWIN JUMBO-ROLL B-2892: 18-8, TYPE-304, 20-GAUGE (1.0MM) STAINLESS STEEL WITH SATIN-FINISH. EQUIPPED WITH A TUMBLER LOCK KEYED LIKE OTHER BOBRICK WASHROOM ACCESSORIES.

MIRROR: MIR
6 MM" FLOAT GLASS, SELECTED FOR SILVERING, ELECTROLYTICALLY COPPER-PLATED BY GALVANIC PROCESS FURNISH UNITS IN TYPE 430 STAINLESS STEEL FRAMING

GRAB BAR: GRB-3
SATIN FINISH WITH PEENED GRIPPING SURFACE; 18-GAUGE (1.2MM) STAINLESS STEEL TUBING WITH SATIN-FINISH. 38MM OUTSIDE DIAMETER. ENDS ARE HELIARC WELDED TO FLANGES. CLEARANCE BETWEEN THE GRAB BAR AND WALL IS 38MM. 30" (762MM)

GRAB BAR: GRB-4
SATIN FINISH WITH PEENED GRIPPING SURFACE; 18-GAUGE (1.2MM) STAINLESS STEEL TUBING WITH SATIN-FINISH. 38MM OUTSIDE DIAMETER. ENDS ARE HELIARC WELDED TO FLANGES. CLEARANCE BETWEEN THE GRAB BAR AND WALL IS 38MM. 36" (914MM)

GRAB BAR: GRB-5
SATIN FINISH WITH PEENED GRIPPING SURFACE; 18-GAUGE (1.2MM) STAINLESS STEEL TUBING WITH SATIN-FINISH. 38MM OUTSIDE DIAMETER. ENDS ARE HELIARC WELDED TO FLANGES. CLEARANCE BETWEEN THE GRAB BAR AND WALL IS 38MM. 40" (1016MM)

ARCADIS

100 - 175 Galaxy Blvd,
Toronto, ON M9W 0C9, Canada
tel 416 679 1930
www.arcadis.com

TORONTO

CITY OF TORONTO
ACCESSIBILITY UPGRADES

CITY OF TORONTO
ACCESSIBILITY UPGRADES

DRAWING TITLE:

WASHROOM ACCESSORIES

Project No: 9119- 19- 0162 / Arcadis 30279056

Date: 2025-04-11

Issue: ISSUED FOR TENDER

NO.

T02

PAPER TOWEL DISPENSER & WASTE RECEPTACLE: PTD/WR (SR)
SEMI-RECESSED B-38032: 18-8, TYPE 304, HEAVY-GAUGE STAINLESS STEEL. ALL-WELDED CONSTRUCTION.

PAPER TOWEL DISPENSER AND WASTE RECEPTACLE: PTD/WR (R)
RECESSED CONVERTIBLE B-3940: 18-8, TYPE 304, HEAVY-GAUGE STAINLESS STEEL. EXPOSED SURFACES HAVE STAIN-FINISH.

PAPER TOWEL DISPENSER AND WASTE RECEPTACLE: PTD/WR (S)
SURFACE-MOUNTED B-3699: 18-8, TYPE 304, 22-GAUGE (0.8mm) STAINLESS STEEL. ALL-WELDED CONSTRUCTION. EXPOSED SURFACES HAVE STAIN-FINISH.

PAPER TOWEL DISPENSER: PTD (S)
SURFACE MOUNTED B-2974: TYPE 304, 18 GUAGE STAINLESS STEEL. ALL-WELDED CONSTRUCTION.

PAPER TOWEL DISPENSER: PTD (R)
RECESSED B-35903: TYPE 304, HEAVY-GAUGE STAINLESS STEEL. ALL-WELDED CONSTRUCTION. EXPOSED SURFACES HAVE STAIN-FINISH.

ARCADIS

100 - 175 Galaxy Blvd,
Toronto, ON M9W 0C9, Canada
tel 416 679 1930
www.arcadis.com

TORONTO

CITY OF TORONTO
ACCESSIBILITY UPGRADES

CITY OF TORONTO
ACCESSIBILITY UPGRADES

DRAWING TITLE:

WASHROOM ACCESSORIES

Project No: 9119- 19- 0162 / Arcadis 30279056

Date: 2025-04-11

Issue: ISSUED FOR TENDER

NO.

T02.1

WALL MOUNTED SINK: (BARRIER FREE USE) L1H
DECORUM WALL HUNG LAVATORY WITH EVERCLEAN 9024.001EC.020 - VITREOUS CHINA, WHITE FINISH, WITH SINGLE FAUCET HOLE AND OVERFLOW

COUNTER-MOUNTED SINK: L1
WHITE, SELF-RIMMING, REAR/FRONT OVERFLOW, DRILLED FOR 100 MM SUPPLY FITTING.
AMERICAN STANDARD "AQUALYN" #0475.047.020 518 X 441 MM

COUNTER-MOUNTED SINK: (BARRIER FREE USE) L2H
WHITE, FOR BARRIER FREE USE, SELF-RIMMING WITH SEALANT, OVERFLOW, DRILLED FOR 100 MM SUPPLY FITTING.
AMERICAN STANDARD "AQUALYN" #0475.047.020 518 X 441 MM

WALL MOUNTED SINK C/O WITH SHROUD: (BARRIER FREE USE) L3H
DECORUM WALL HUNG LAVATORY WITH EVERCLEAN NO. 9134.001EC/0059.020EC SHROUD - VITREOUS CHINA, WHITE FINISH, WITH SINGLE FAUCET HOLE AND OVERFLOW

UNDER-MOUNTED SINK: (BARRIER FREE USE) L4H
WHITE, FOR BARRIER FREE USE WITH REAR OVERFLOW AND UNDERMOUNT CLIPS AMERICAN STANDARD OVALYN UNICERSAL ACCESS 9482.000 489 X 400MM

FAUCET: TO BE USED WITH ALL LAVATORY TYPES
MOEN ALIGN SENSOR FAUCET - 8559 ELECTRONIC 'NO-TOUCH' HARDWIRED POWERED FAUCET

DRINKING FOUNTAIN

DRINKING FOUNTAIN: DF
EZSDWSLK GALVANIZED STEEL WALL MOUNTED, WHEELCHAIR TYPE WATER COOLER WITH STAINLESS STEEL TOP, FRONT AND SIDE MOUNTED PUSH TO OPERATE LEVER(S), SENSOR, TOUCHLESS ACTIVATION WITH AUTO SHUT OFF BOTTLE FILLER, FLEXI-GUARD SAFETY BUBBLER, AND TRAP PACKAGE.

TOILET: W1H
WALL HUNG - WHITE FINISH - VITREOUS CHINA WITH EVERCLEAN ANTIMICROBIAL SURFACE. NO. 3351.101.002

TOILET: W2H
FLOOR MOUNTED WHITE FINISH - VITREOUS CHINA WITH EVERCLEAN ANTIMICROBIAL SURFACE. NO. 3461.001.020

TOILET WITH TANK: W3H
FLOOR MOUNTED WHITE FINISH - VITREOUS CHINA WITH EVERCLEAN ANTIMICROBIAL SURFACE. PA TANK, 1.1 GPF WHITE

URINAL: U1H
WALL HUNG 6590.001.020 - WASHBROOK FLOWISE - EXTENDED SIDES FOR PRIVACY - WASHDOWN ACTION - FLUSHING RIM - 19 MM DIA.

ARCADIS
100 - 175 Galaxy Blvd,
Toronto, ON M9W 0C9, Canada
tel 416 679 1930
www.arcadis.com

TORONTO
CITY OF TORONTO
ACCESSIBILITY UPGRADES
CITY OF TORONTO
ACCESSIBILITY UPGRADES

DRAWING TITLE:
WASHROOM FIXTURES & DRINKING FOUNTAIN

Project No: 9119- 19- 0162 / Arcadis 30279056
Date: 2025-04-11
Issue: ISSUED FOR TENDER

NO.
T03

ONLY WHEN ENTIRE KITCHEN MILLWORK IS TO BE REMOVED (UPPER AND LOWERS) ALL OTHER SCENARIOS, KITCHEN MILLWORK WILL MATCH EXISTING AESTHETIC

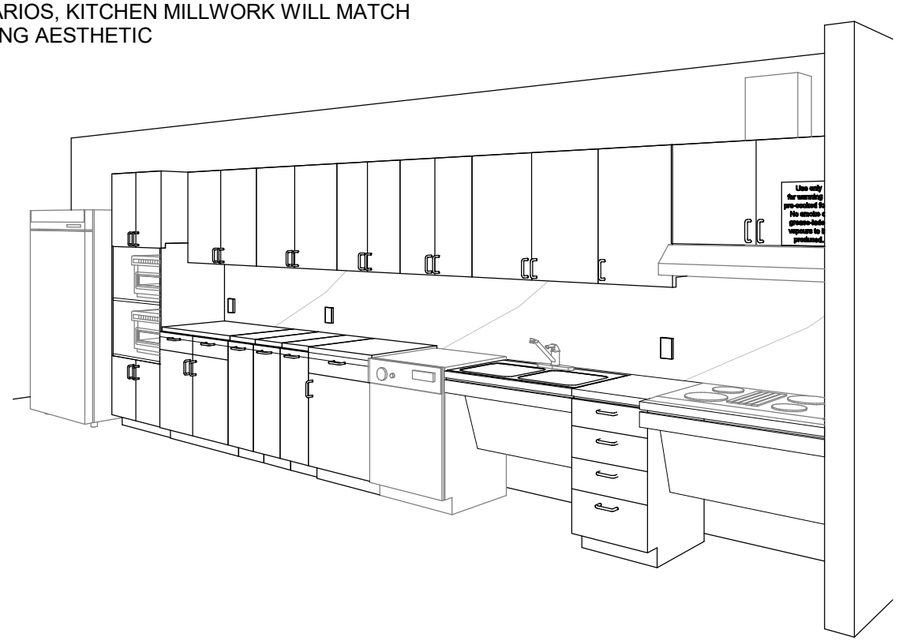

PERSPECTIVE: N.T.S

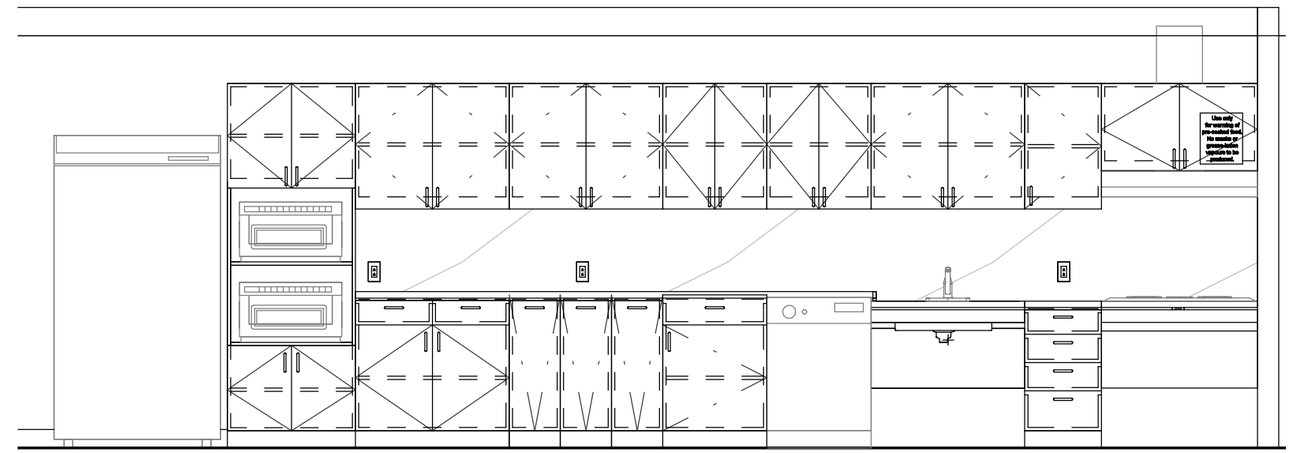

ELEVATION: N.T.S

PERSPECTIVE & ELEVATION VIEWS ARE REPRESENTATIVE ONLY - REFER TO BUILDING-SPECIFIC DRAWINGS

COUNTERTOP AND BACKSPLASH: Q-1
CAESARSTONE - QUARTZ SUPERNATURAL COLLECTION 1111 VIVID WHITE

CABINETS: PLAM-1
PLASTIC LAMINATE WILSONART NORTH SEA D90



PAINT: PT-1
SHERWIN WILLIAMS SW 7004 SNOWBOUND PAINT SHIELD EGGSHEL SHEEN



UPPER CABINETS: PLAM-2
PLASTIC LAMINATE WILSONART ALABASTER D431

S1
FAUCET:
AMERICAN STANDARD NO. 7074100.00
SINK:
UCS6105P-1 SINGLE BOWL

S2
FAUCET:
AMERICAN STANDARD NO. 7074100.00
SINK:
FRANKE COMMERCIAL UCD6405P

S3
FAUCET:
MOEN ALIGN WITH MOTIONSENSE NO. 7565EC
SINK:
UCS6105P-1 SINGLE BOWL

S4
FAUCET:
MOEN ALIGN WITH MOTIONSENSE NO. 7565EC
SINK:
FRANKE COMMERCIAL UCD6405P

ARCADIS

100 - 175 Galaxy Blvd,
Toronto, ON M9W 0C9, Canada
tel 416 679 1930
www.arcadis.com

TORONTO

CITY OF TORONTO
ACCESSIBILITY UPGRADES

CITY OF TORONTO
ACCESSIBILITY UPGRADES

DRAWING TITLE:

KITCHEN MATERIALS AND FIXTURES

Project No: 9119- 19- 0162 / Arcadis 30279056

Date: 2025-04-11

Issue: ISSUED FOR TENDER

NO.

T04

RESERVED

RESERVED

RESERVED

ARCADIS

100 - 175 Galaxy Blvd,
Toronto, ON M9W 0C9, Canada
tel 416 679 1930
www.arcadis.com

TORONTO

CITY OF TORONTO
ACCESSIBILITY UPGRADES

CITY OF TORONTO
ACCESSIBILITY UPGRADES

DRAWING TITLE:

RESERVED

Project No: 9119- 19- 0162 / Arcadis 30279056

Date: 2025-04-11

Issue: ISSUED FOR TENDER

NO.

T05



TA - 1a (SURFACE MOUNTED) INTERIOR AND EXTERIOR
TA - 1b (CAST IN PLACE) EXTERIOR
TA - 1c (SURFACE MOUNTED FIRE RATED) INTERIOR

POLYMER, COMPOSITE TACTILE INDICATORS
- SURFACE APPLIED SUITABLE FOR INTERIOR APPLICATIONS
- FIRE RATED TILES FOR INTERIOR APPLICATIONS HIGHER THAN 6 FLOORS
- CAST IN PLACE SUITABLE FOR EXISTING



TA - 2a (SURFACE MOUNTED) INTERIOR AND EXTERIOR
TA - 2b (CAST IN PLACE) EXTERIOR

ENGINEERED POLYMER COMPOSITE TACTILE INDICATORS
- EXTERIOR APPLICATIONS
- FOR NEWLY CONSTRUCTED CURBS RAMPS, STAIRS, RAMPS, OR PLATFORM EDGES



TRUNCATED DOMES WAYFINDING BARS

TA - 3

RESILIENT POLYMER TACTILE INDICATORS
- INTERIOR OR EXTERIOR APPLICATIONS
- TRUNCATED DOME OR WAYFINDING BAR VARIANTS.
- FOR SKATE RINK EDGES OR USE WITH VCT FLOORING



TRUNCATED DOMES WAYFINDING BARS

TA - 4

PORCELAIN TACTILE INDICATORS
- INTERIOR OR EXTERIOR APPLICATIONS
- TRUNCATED DOME OR WAYFINDING BAR VARIANTS.
- FOR USE WITH PORCELAIN TILE FLOORING



TA - 5

CAST IRON CAST IN PLACE TACTILE INDICATORS
- EXTERIOR APPLICATION
- HIGHLY DURABLE
- FOR NEW CONSTRUCTION HIGH TRAFFIC AREAS



TA - 6

INDIVIDUAL STAINLESS STEEL PLATE TACTILE INDICATORS
- INTERIOR OR EXTERIOR APPLICATIONS
- FOR HIGH PROFILE ARCHITECTURAL SPACES WHERE AESTHETICS ARE IMPORTANT

TA - 7

TRUNCATED DOMES:
- INDIVIDUAL STAINLESS STEEL TACTILE INDICATORS
- INTERIOR OR EXTERIOR APPLICATIONS
- CAN BE INSTALLED ON ALL SURFACES
- FOR HIGH PROFILE ARCHITECTURAL SPACES WHERE AESTHETICS ARE IMPORTANT
- TO BE USED ON NON-HERITAGE DESIGNATED STAIRS

TA - 8

GUIDANCE BARS:
- INDIVIDUAL STAINLESS STEEL, BRASS, BRONZE OR ALUMINUM CARBORUNDUM NON-SLIP OR LINEAR GROOVE PATTERN.
- INTERIOR APPLICATIONS
- CAN BE INSTALLED ON ALL SURFACES
- FOR HIGH PROFILE ARCHITECTURAL SPACES WHERE AESTHETICS ARE IMPORTANT
- TO BE USED ON NON-HERITAGE DESIGNATED STAIRS

ARCADIS
100 - 175 Galaxy Blvd,
Toronto, ON M9W 0C9, Canada
tel 416 679 1930
www.arcadis.com

TORONTO
CITY OF TORONTO
ACCESSIBILITY UPGRADES
CITY OF TORONTO
ACCESSIBILITY UPGRADES

DRAWING TITLE:

TACTILE ATTENTION INDICATORS

Project No: 9119- 19- 0162 / Arcadis 30279056

Date: 2025-04-11

Issue: ISSUED FOR TENDER

NO.

T06

TA - 11 INTERIOR AND EXTERIOR TEXTURAL WARNING STRIP

- AFFIXED WITH ADHESIVE AND SCREWS
- SIZES: 50.8MM X 203MM
- REFER TO DRAWINGS FOR REQUIRED LENGTH AND WIDTH

TA - 12 EXTERIOR CAST IN PLACE CONTRAST AND TEXTURAL WARNING STRIP

- DESIGNED FOR INSTALLATION ON STEP EDGES WHEN CONCRETE IS POURED.
- INSTALLED IN WET-SET CONCRETE.
- SIZES: 50.8MM X 76.2MM WIDE
- REFER TO DRAWINGS FOR REQUIRED LENGTH AND WIDTH

TA - 16 INTERIOR AND EXTERIOR USE (ON EXISTING) ON SMOOTH SURFACES STAIR NOSING FOR: TILE, CONC, WOOD, CARPET, VINYL.

- ANODIZED ALUMINUM NOSE, INSTALLED WITH EITHER NON-SLIP STRIP OR WITH PHOTOLUMINESCENT CONTRAST STRIP.
- AVAILABLE IN 5 DIFFERENT PROFILES TO MATCH THE DESIGN OF THE STEP EDGE
- AFFLICTED WITH ADHESIVE OR ADHESIVE AND SCREWS
- SIZES: 70.1MM - 78.7MM WIDE
- REFER TO DRAWINGS FOR REQUIRED LENGTH AND WIDTH



TA - 17 INTERIOR USE ON NEW TILED SURFACES. STAIR NOSING.

- ALUMINUM NOSE SPECIFICALLY DESIGNED FOR INSTALLATION ON TILED STAIRS.
- 3.2MM TILED STAIRS OR 2.54MM TILED STAIRS.
- REFER TO DRAWINGS FOR REQUIRED LENGTH AND WIDTH



TA - 18 INTERIOR USE ON NEW CARPETED FLOORING. STAIR NOSING.

- ANODIZED ALUMINUM NOSE, SPECIFICALLY DESIGNED FOR CARPETED STAIRS, INSTALLED WITH EITHER NON-SLIP STRIP OR WITH PHOTOLUMINESCENCE CONTRAST STRIP
- INSTALLED WITH SCREWS
- SIZES: 66MM - 89MM
- REFER TO DRAWINGS FOR REQUIRED LENGTH AND WIDTH

TA - 19 EXTERIOR USE ON POURED CONCRETE. STAIR NOSING.

- HEAT TREATED EXTRUDED ALUMINUM ALLOY 6063-T-6, FILLED WITH A MIXTURE OF VIRGIN ALUMINUM OXIDE AND SILICON CARBIDE ABRASIVE GRANULES IN AN EPOXY BINDER.
- FULL LENGTH, INTEGRALLY EXTRUDED 5/8" ANCHOR.
- SIZES: 79.4MM X 25.4MM
- REFER TO DRAWINGS FOR REQUIRED LENGTH AND WIDTH
- TO BE USED ON NON-HERITAGE DESIGNATED STAIRS

TA - 20 INDOOR AND OUTDOOR USE ON NEW POURED CONCRETE STAIR NOSING.

- INSTALL INTO WET CONCRETE. USED ON CONCRETE STAIRS, CONCRETE-FILLED STEEL PAN STAIRS, AND PRE-CAST CONCRETE STAIRS.
- AVAILABLE IN CUT TO LENGTH SIZES. (TOLERANCE +OR- 1/8") STANDARD LENGTHS ARE 8FT AND 10FT.
- INSERTS ATTACHED OR UNATTACHED – INSERTS UNATTACHED CAN BE INSTALLED LATER TO ENSURE THE PRODUCT IS CLEAN AND HAS NOT BEEN DAMAGED DURING CONSTRUCTION. INSERTS ARE INSTALLED WITH A PREMIUM POLYURETHANE ADHESIVE.
- A CLEAR PROTECTIVE TAPE WRAPS AROUND THE PRODUCT TO KEEP THE PRODUCT CLEAN DURING INSTALLATION. TO REMOVE, CUT THE TAPE ALONG THE EDGES AND PEEL AWAY.

ARCADIS

100 - 175 Galaxy Blvd,
Toronto, ON M9W 0C9, Canada
tel 416 679 1930
www.arcadis.com

TORONTO

CITY OF TORONTO
ACCESSIBILITY UPGRADES

CITY OF TORONTO
ACCESSIBILITY UPGRADES

DRAWING TITLE:

TEXTURAL & COLOUR CONTRAST WARNING STRIP AND NOSING

Project No: 9119- 19- 0162 / Arcadis 30279056

Date: 2025-04-11

Issue: ISSUED FOR TENDER

NO.

T07

TH-1a

SMOOTH 6” WIDE THRESHOLD WITH ANTI-SLIP COATING

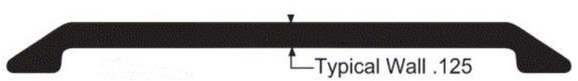

TH-2a

EXTERIOR APPLICATIONS - THERMALLY BROKEN METAL THRESHOLD
ANY EXISTING FLOORING MATERIAL TO ANY EXISTING FLOORING MATERIAL

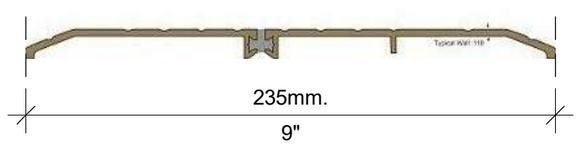

TH-3a

METAL THRESHOLD
ANY EXISTING FLOORING MATERIAL TO ANY EXISTING FLOORING MATERIAL

TH-4a

ANODIZED ALUMINUM TRANSITION STRIP BETWWEEN NEW AND EXISTING FLOOR

TH-5a

SATIN ANODIZED ALUMINUM TRANSITION STRIP FOR NEW FLOORING ON BOTH SIDE VARIES HEIGHTS (TILE TO ANY FLOOR SURFACE)

ARCADIS

100 - 175 Galaxy Blvd,
Toronto, ON M9W 0C9, Canada
tel 416 679 1930
www.arcadis.com

TORONTO

CITY OF TORONTO
ACCESSIBILITY UPGRADES

CITY OF TORONTO
ACCESSIBILITY UPGRADES

DRAWING TITLE:

DOOR THRESHOLDS & TRANSITIONS

Project No: 9119- 19- 0162 / Arcadis 30279056

Date: 2025-04-11

Issue: ISSUED FOR TENDER

NO.

T08

CITY OF TORONTO ACCESSIBILITY UPGRADES

9119-19-0162 / Arcadis 30279056

POLICE NO. 33 DIVISION
50 UPJOHN RD

NOT FOR CONSTRUCTION

ISSUED FOR TENDER

4/9/2025 4:04:39 PM

CITY OF TORONTO

55 John ST.
TORONTO, ON
M5V 3C6

ISSUES

No.	DESCRIPTION	DATE
A	50% SUBMISSION	2021-11-19
B	90% SUBMISSION	2022-02-22
C	ISSUED FOR PERMIT	2022-03-18
D	ISSUED FOR TENDER	2025-04-11

CITY OF TORONTO
ACCESSIBILITY UPGRADES
PROGRAM GROUP 5

ARCADIS

100 - 175 Galaxy Blvd,
Toronto, ON M9W 0C9, Canada
tel 416 679 1930
www.arcadis.com

PROJECT NO:
9119-19-0162 / Arcadis 30279056

DATE:
2025-04-11

SHEET NUMBER
G05-249-G0001

ISSUE
D

GENERAL DRAWING INDEX

SHEET NUMBER	SHEET NAME
G0001	COVER SHEET
G0002	DRAWING LIST

ARCHITECTURAL DRAWING INDEX PART 1

SHEET NUMBER	SHEET NAME
A1001	DEMOLITION PLAN SITE PLAN
A1201	SITE PLAN
A1202	ENLARGED SITE PLAN PROPOSED
A2001	BASEMENT STAGING PLAN
A2011	FIRST FLOOR STAGING PLAN
A2021	SECOND FLOOR STAGING PLAN
A2031	THIRD FLOOR STAGING PLAN
A2101	BASEMENT DEMOLITION PLAN
A2111	FIRST FLOOR DEMOLITION PLAN
A2112	FIRST FLOOR DEMOLITION PLAN - PHOTOGRAPHS
A2121	SECOND FLOOR DEMOLITION PLAN
A2131	THIRD FLOOR DEMOLITION PLAN
A2132	THIRD FLOOR DEMOLITION PLAN - PHOTOGRAPHS
A2401	BASEMENT PROPOSED PLAN
A2411	FIRST FLOOR PROPOSED PLAN
A2421	SECOND FLOOR PROPOSED PLAN
A2431	THIRD FLOOR PROPOSED PLAN
A2611	FIRST FLOOR FLOOR FINISH PLAN
A2631	THIRD FLOOR FLOOR FINISH PLAN
A2831	THIRD FLOOR REFLECTED CEILING PLAN - ROOM
A2911	ROOF PLAN - DEMOLITION PLAN
A2912	ROOF PLAN - PROPOSED PLAN

ARCHITECTURAL DRAWING INDEX PART 2

SHEET NUMBER	SHEET NAME
A5011	BARRIER FREE WASHROOM 1 - FIRST FLOOR
A5111	BARRIER FREE WASHROOM 2- FIRST FLOOR
A5211	BARRIER FREE WASHROOM 3- FIRST FLOOR
A5311	BARRIER FREE WASHROOM 4 - THIRD FLOOR
A5411	UNIVERSAL WASHROOM - THIRD FLOOR
A5611	STAIR PLANS AND SECTION
A5612	STAIR PLANS AND SECTION
A5711	NEW KITCHEN PLANS & ELEVATIONS
A5811	ELEVATOR PLANS
A5812	ELEVATOR SECTIONS
A5813	ELEVATOR DETAILS
A5815	ELEVATOR DETAILS
A5912	RECEPTION AREA - PLANS/ ELEVATIONS
A5913	RECEPTION AREA - DETAILS
A6011	MAIN ENTRANCE - PLAN/ ELEVATIONS
A8000	SIGNAGE & WAYFINDING DETAILS LEVEL B LOCATION PLAN
A8010	SIGNAGE & WAYFINDING DETAILS LEVEL 1 LOCATION PLAN
A8020	SIGNAGE & WAYFINDING DETAILS LEVEL 2 LOCATION PLAN
A8030	SIGNAGE & WAYFINDING DETAILS LEVEL 3 LOCATION PLAN
A8100	SIGNAGE & WAYFINDING DETAILS MESSAGE SCHEDULE
A8101	SIGNAGE & WAYFINDING DETAILS MESSAGE SCHEDULE
A8102	SIGNAGE & WAYFINDING DETAILS MESSAGE SCHEDULE
A9001	ROOM FINISH SCHEDULE
A9111	DOOR SCHEDULE

STRUCTURAL DRAWING INDEX

SHEET NUMBER	SHEET NAME
S0001	DRAWING LIST
S1201	SITE PLAN
S2001	DEMOLITION PLAN - BASEMENT
S2002	DEMOLITION PLAN - GROUND FLOOR
S2003	DEMOLITION PLAN - SECOND FLOOR
S2004	DEMOLITION PLAN - THIRD FLOOR
S2005	DEMOLITION PLAN - MECHANICAL FLOOR
S2501	PROPOSED PLAN - BASEMENT
S2502	PROPOSED PLAN - GROUND FLOOR
S2503	PROPOSED PLAN - SECOND FLOOR
S2504	PROPOSED PLAN - THIRD FLOOR
S2505	PROPOSED PLAN - MECHANICAL FLOOR
S5200	PLANS, SECTION - STAIRS
S5301	ELEVATOR - FOUNDATION
S5302	ELEVATOR - PLANS
S5303	ELEVATOR - PLANS
S5304	ELEVATOR - ROOF
S5305	ELEVATOR - SECTIONS
S5306	Unnamed
S5400	PLANS, SECTION - ESCALATORS
S5700	PLANS, SECTION - SOG
S6000	PLANS, SECTION - DEMOLUTIONS
S6200	PLANS, SECTION - STAIRS
S6300	PLANS, SECTION - ELEVATORS
S6400	PLANS, SECTION - ESCALATORS
S6801	WALL OPENINGS
S6900	PLANS, SECTION - MISC

MECHANICAL DRAWING INDEX

SHEET NUMBER	SHEET NAME
M0001	MECHANICAL DRAWING LIST
M0201	EQUIPMENT SCHEDULE
M1101	DEMOLITION PLAN - GROUND FLOOR
M1102	DEMOLITION PLAN - THIRD FLOOR
M2101	PLUMBING - GROUND FLOOR
M2102	PLUMBING - THIRD FLOOR
M3101	DRAINAGE - BASEMENT
M3102	DRAINAGE - GROUND FLOOR
M3103	DRAINAGE - THIRD FLOOR
M5101	HVAC - BASEMENT
M5102	HVAC - GROUND FLOOR
M5103	HVAC - THIRD FLOOR
M5104	HVAC - ROOF PLAN
M6101	FIRE PROTECTION PLAN

ELECTRICAL DRAWING INDEX

SHEET NUMBER	SHEET NAME
E0000	DRAWING LIST
E1101	ELECTRICAL DEMOLITION 1ST FLOOR
E1103	ELECTRICAL DEMOLITION 3RD FLOOR
E2101	POWER & SYSTEMS PLAN 1ST FLOOR
E2103	POWER & SYSTEMS PLAN 3RD FLOOR
E2104	POWER & SYSTEMS PLAN ROOF

Firm Name: IBI GROUP ARCHITECTS (CANADA) INC.
CERTIFICATE OF PRACTICE NUMBER 5605

100-175 Galaxy Boulevard
Toronto, ON M9W OC9
T 416 679 1930 F 416 675 4620

Name of Project
DISCO YARD-OFFICE BUILDING NO.100 ACCESSIBILITY UPGRADES
Location
150 DISCO RD.
ETOBICOKE, TORONTO ON M9W 1M4

ITEM	Ontario's 2012 Building Code Data Matrix Part 3 or 9		OBC REFERNCE (References are to Division B unless noted (A) for Division A or (C) for Division C)		REMARKS
1.	**PROJECT DESCRIPTION** ☐ New ☐ Addition ☐ CHANGE OF USE ☒ Alteration	☒ **PART 11** 11.1 to 11.4	☒ **PART 3** 1.1.2. [A]	☐ **PART 9** 1.1.2. [A] & 9.10.1.3.	
2.	**MAJOR OCCUPANCY(S)** **GROUP B 1** POLICE STATIONS WITH DETENTION QUARTERS **SUBSIDIARY OCCUPANCY(S)**		3.1.2.1. (1)	9.10.2.	EXISTING NO CHANGE
3.	**BUILDING AREA (m²)** EXISTING - 1080.4 NEW - - TOTAL - 1080.4		1.4.1.2. [A]	1.4.1.2. [A]	
4.	**GROSS AREA (m²)** EXISTING - 4233.2 NEW - - TOTAL - 4233.2		1.4.1.2. [A]	1.4.1.2. [A]	EXISTING NO CHANGE
5.	**NUMBER OF STOREYS** ABOVE GRADE - 3 BELOW GRADE - 1 PARTIAL		1.4.1.2. [A] & 3.2.1.1.	1.4.1.2. [A] & 9.10.4.	
6.	**NUMBER OF STREETS/FIRE FIGHTER ACCESS - 2** EXISTING NO CHANGE		3.2.2.10. & 3.2.5.	9.10.20.	
7.	**BUILDING CLASSIFICATION -** EXISTING NO CHANGE		3.2.2.67.	9.10.2.	
8.	**SPRINKLER SYSTEM PROPOSED** ☐ ENTIRE BUILDING ☐ SELECTED COMPARTMENTS ☐ SELECTED FLOOR AREAS ☐ BASEMENT ☐ IN LIEU OF ROOF RATING ☒ NOT REQUIRED		3.2.2.67 3.2.1.5 3.2.2.17 INDEX	9.10.8.2 INDEX	EXISTING NO CHANGE
9.	**STANDPIPE REQUIRED** ☐ YES ☒ NO **STANDPIPE PROVIDED** ☐ YES ☒ NO		3.2.9.	N/A	EXISTING NO CHANGE
10.	**FIRE ALARM REQUIRED** ☒ YES ☐ NO **FIRE ALARM PROVIDED** ☒ YES ☐ NO		3.2.4.	9.10.18.	EXISTING NO CHANGE
11.	**WATER SERVICE/SUPPLY IS ADEQUATE** ☒ YES ☐ NO		3.2.5.7.	N/A	EXISTING NO CHANGE
12.	**HIGH BUILDING** ☐ YES ☒ NO		3.2.6.	N/A	
13.	**CONSTRUCTION RESTRICTIONS** ☐ COMBUSTIBLE PERMITTED ☒ NON-COMBUSTIBLE REQUIRED ☐ BOTH **ACTUAL CONSTRUCTION** ☐ COMBUSTIBLE ☒ NON-COMBUSTIBLE ☐ BOTH		3.2.2.67.	9.10.6.	EXISTING NO CHANGE
14.	**MEZZANINE (S) AREA m²** N/A		3.2.1.1. (3) - (8)	9.10.4.1.	
15.	**OCCUPANT LOAD BASED ON** ☐ **m²/PERSON** ☒ DESIGN OF BUILDING **1ST FLOOR:** OCCUPANCY _____ LOAD ____ PERSONS **2ND FLOOR:** OCCUPANCY _____ LOAD ____ PERSONS **MEZZANINE FLOOR:** OCCUPANCY _____ LOAD ____ PERSONS		3.1.17.	4.9.13.	EXISTING NO CHANGE
16.	**BARRIER FREE DESIGN** ☒ YES ☐ NO (EXPLAIN)		3.8.	9.5.2.	ONLY PROPOSED AREA OF WORK - COMPLIANT WITH CITY OF TORONTO ACCESSIBILITY DESIGN GUIDELINE DRAFT 2016 WHEN POSSIBLE
17.	**HAZARDOUS SUBSTANCES** ☐ YES ☒ NO		3.3.1.2 & 3.3.1.19	9.10.1.3.(4)	
18a.	**REQUIRED FIRE RESISTANCE RATING (FRR)** **HORIZONTAL ASSEMBLIES FRR (HOURS)** / **LISTED DESIGN NO. OR DESCRIPTION (SB-2)** FLOORS NO CHANGE ROOF NO CHANGE MEZZANINE N/A		3.2.2.67. & 3.2.1.4.	9.10.8. 9.10.9.	

ITEM	Ontario's 2012 Building Code Data Matrix Part 3 or 9			OBC REFERNCE (References are to Division B unless noted (A) for Division A or (C) for Division C)	REMARKS
18b.	**REQUIRED FIRE RESISTANCE RATING (FRR)**	**FRR OF SUPPORTING MEMBERS**	**LISTED DESIGN NO. OR DESCRIPTION (SB-2)**		
		FLOORS NO CHANGE		SB-2 TABLE 2.1.1.	
		ROOF NO CHANGE			
		MEZZANINE		SB-2 TABLE 2.1.1.	

19. SPATIAL SEPARATION - CONSTRUCTION OF EXTERIOR WALLS — 3.2.3. — 9.10.14.

WALL	AREA OF EBF (m²)	LD (M)	L/H OR H/L	PERMITTED MAX. % OF OPENINGS	PROPOSED % OF OPENINGS	FRR (HOURS)	LISTED DESIGN OR DESCRIPTION	COMB. CONST.	COMB. CONST. NONC. CLADDING	NON-COMB. CONST.	
NORTH					-	0	-	-	-		EXISTING NO CHANGE
SOUTH					-	0	-	-	-		
EAST					-	0	-	-	-		
WEST					-	0	-	-	-		

20. PLUMBING FIXTURE REQUIREMENTS - — OBC REFERENCE: ☒ PART 3 ☐ PART 9

MALE / FEMALE COUNT @ % / % EXISTING NO CHANGE
EXCEPT AS NOTED OTHERWISE
MAJOR OCCUPANCY _____

OCCUPANT LOAD	OBC TABLE NUMBER	FIXTURES REQUIRED	FIXTURES PROVIDED		
X MALE	3.7.4.9.	X	X	**3.7.4.9.**	
X FEMALE	3.7.4.9.	X	X	**3.7.4.9.**	

21. EXITS/ ACCESS TO EXIT- — EXISTING NO CHANGE

22. OTHER (DESCRIBE) -

ITEM	Ontario Building Code Data Matrix - Part 11 - Renovation of Existing Building		OBC REREFENCE	REMARKS
11.1	**EXISTING BUILDING CLASSIFICATION:**	DESCRIBE EXISTING USE: CONSTRUCTION INDEX: HAZARD INDEX: ☒ NOT APPLICABLE (NO CHANGE OF MAJOR OCCUPANCY)	11.2.1. TABLE 11.2.1.1.A. TABLE 11.2.1.1.B. TO N	
11.2	**ALTERATION TO EXISTING BUILDING IS:**	BASIC RENOVATION ☒ EXTENSIVE RENOVATION ☐	11.3.3.1. 11.3.3.2.	
11.3	**REDUCTION IN PERFORMANCE LEVEL:**	STRUCTURAL: ☒ NO ☐ YES BY INCREASE IN OCCUPANT LOAD: ☒ NO ☐ YES BY CHANGE OF MAJOR OCCUPANCY: ☒ NO ☐ YES PLUMBING: ☒ NO ☐ YES SEWAGE SYSTEM: ☒ NO ☐ YES	11.4.2. 11.4.2.1. 11.4.2.2. 11.4.2.3.	
11.4	**COMPENSATING CONSTRUCTION:**	STRUCTURAL: ☒ NO ☐ YES (EXPLAIN) BY INCREASE IN OCCUPANT LOAD: ☒ NO ☐ YES (EXPLAIN) BY CHANGE OF MAJOR OCCUPANCY: ☒ NO ☐ YES (EXPLAIN) PLUMBING: ☒ NO ☐ YES (EXPLAIN) SEWAGE SYSTEM: ☒ NO ☐ YES (EXPLAIN)	11.4.3 11.4.3.2 11.4.3.3 11.4.3.4 11.4.3.5 11.4.3.6	
11.5	**COMPLIANCE ALTERNATIVES PROPOSED:**	☒ NO ☐ YES (GIVE NUMBERS)	11.5.1	

CLIENT
CITY OF TORONTO
TORONTO
Corporate Real Estate Management
Project Management Office
Metro Hall Toronto, ON
M5V 3C6

COPYRIGHT
This drawing has been prepared solely for the intended use, thus any reproduction or distribution for any purpose other than authorized by Arcadis is forbidden. Written dimensions shall have precedence over scaled dimensions. Contractors shall verify and be responsible for all dimensions and conditions on the job, and Arcadis shall be informed of any variations from the dimensions and conditions shown on the drawing. Shop drawings shall be submitted to Arcadis for general conformance before proceeding with fabrication.

Arcadis Professional Services (Canada) Inc.

ISSUES

No.	DESCRIPTION	DATE
A	50% SUBMISSION	2021-11-19
B	90% SUBMISSION	2022-02-22
C	ISSUED FOR PERMIT	2022-03-18
D	ISSUED FOR TENDER	2025-04-11

CONSULTANTS

SEAL

PRIME CONSULTANT
ARCADIS
100 - 175 Galaxy Blvd,
Toronto, ON M9W 0C9, Canada
tel 416 679 1930
www.arcadis.com

PROJECT TITLE
CITY OF TORONTO
ACCESSIBILITY UPGRADES

PROJECT ADDRESS
POLICE NO. 33 DIVISION
50 UPJOHN RD

PROJECT NO:
9119-19-0162 / Arcadis 30279056

DRAWN BY:	CHECKED BY:
A.Sunil	**K.Tilahun**
PROJECT MGR: **F. BOLOURIAN**	APPROVED BY: **E.Fenuta**

SHEET TITLE
DRAWING LIST

SHEET NUMBER
G05-249-G0002

ISSUE
D

Autodesk Docs://122260 - CoT TAU Upgrades R2020/122260-TAU-5-249-50UPJHN-A-R20.rvt

SCALE CHECK
1 in 10mm

4/9/2025 4:04:42 PM

2 / A1001 KEY PLAN
Scale: 1 : 1000



PHOTO 01: EXISTING SIDEWALK



PHOTO 02: EXISTING SIDEWALK AND FENCE

PHOTO 03: EXISTING EXTERIOR STAIR

PHOTO 04: EXISTING EXTERIOR RAMP

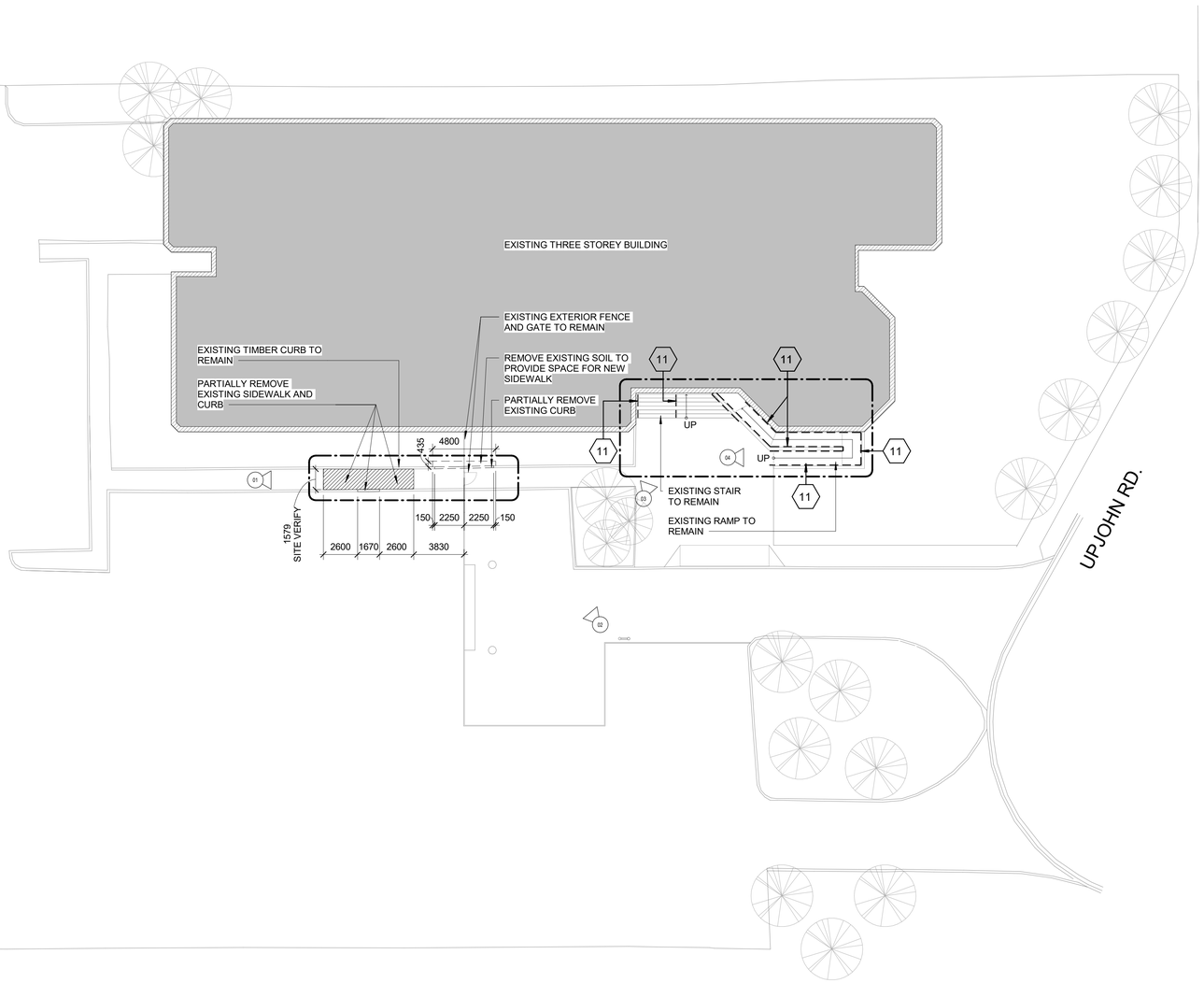

1 / A1001 SITE PLAN - DEMOLITION PLAN
Scale: 1 : 200

SITE LEGEND

- NEW BARRIER FREE PARKING SPACE - REFER TO DETAIL 1/D1701 & 5/D1701
- ACCESSIBLE PARKING SIGN ON POST - REFER TO DETAIL 2/D1702
- EXISTING MAIN ENTRANCE
- EXISTING EXIT TO REMAIN
- NEW PAINTED LINE MARKING DETAIL - REFER TO DETAIL 3/D1701
- NEW PAINTED LINE MARKING DETAIL - REFER TO DETAIL 4/D1701
- DASHED AREA INDICATES AREA OF WORK

SITE PLAN GENERAL NOTES

1	SITE PLAN DIMENSIONS ARE APPROXIMATE BASED ON GOOGLE MAPS. CONTRACTOR TO VERIFY ALL DIMENSIONS AND EXISTING SITE SERVICES AND TO REPORT ANY DISCREPANCY TO THE CONSULTANT AND THE OWNER BEFORE COMMENCEMENT OF THE WORK.
2	DURING CONSTRUCTION, CONTRACTOR TO COORDINATE ENTRANCES WITH OWNER FOR HOARDING AND EXTERIOR FENCING. RESTORE EXTERIOR WALKWAY, DRIVEWAY, PAVING AND ALL SOFT LANDSCAPING MATERIAL AROUND ALL EXTERIOR EXCAVATED AREAS AFTER CONSTRUCTION AS NEEDED WITH THE SAME MATERIAL AND FINISH.
3	VERIFY ALL UNDERGROUND BURIED UTILITIES PRIOR TO DIGGING AND REPORT ANY CONFLICTS TO THE CONSULTANT.

CONSTRUCTION KEY NOTES

NO	DESCRIPTION
11	REMOVE EXISTING GUARDRAIL, HANDRAIL AND/OR HANDRAIL POST BASE. REPAIR AND MAKE GOOD ALL SURFACES.

True North

Project North

CLIENT

CITY OF TORONTO

TORONTO

Corporate Real Estate Management
Project Management Office
Metro Hall Toronto, ON
M5V 3C6

COPYRIGHT
This drawing has been prepared solely for the intended use, thus any reproduction or distribution for any purpose other than authorized by Arcadis is forbidden. Written dimensions shall have precedence over scaled dimensions. Contractors shall verify and be responsible for all dimensions and conditions on the job, and Arcadis shall be informed of any variations from the dimensions and conditions shown on the drawing. Shop drawings shall be submitted to Arcadis for general conformance before proceeding with fabrication.

Arcadis Professional Services (Canada) Inc.

ISSUES

No.	DESCRIPTION	DATE
A	50% SUBMISSION	2021-11-19
B	90% SUBMISSION	2022-02-22
C	ISSUED FOR PERMIT	2022-03-18
D	ISSUED FOR TENDER	2025-04-11

CONSULTANTS

SEAL

PRIME CONSULTANT

ARCADIS

100 - 175 Galaxy Blvd,
Toronto, ON M9W 0C9, Canada
tel 416 679 1930
www.arcadis.com

PROJECT TITLE
CITY OF TORONTO ACCESSIBILITY UPGRADES

PROJECT ADDRESS
POLICE NO. 33 DIVISION
50 UPJOHN RD

PROJECT NO:
9119-19-0162 / Arcadis 30279056

DRAWN BY:	CHECKED BY:
A.Sunil	**K.Tilahun**
PROJECT MGR: **F. BOLOURIAN**	APPROVED BY: **E.Fenuta**

SHEET TITLE
DEMOLITION PLAN SITE PLAN

SHEET NUMBER
G05-249-A1001

ISSUE
D

SCALE CHECK
1 in
10mm

Autodesk Docs://122260 - CoT TAU Upgrades R20/20122260-TAU-5-249-50UPJHN-A-R20.rvt

4/9/2025 4:04:48 PM

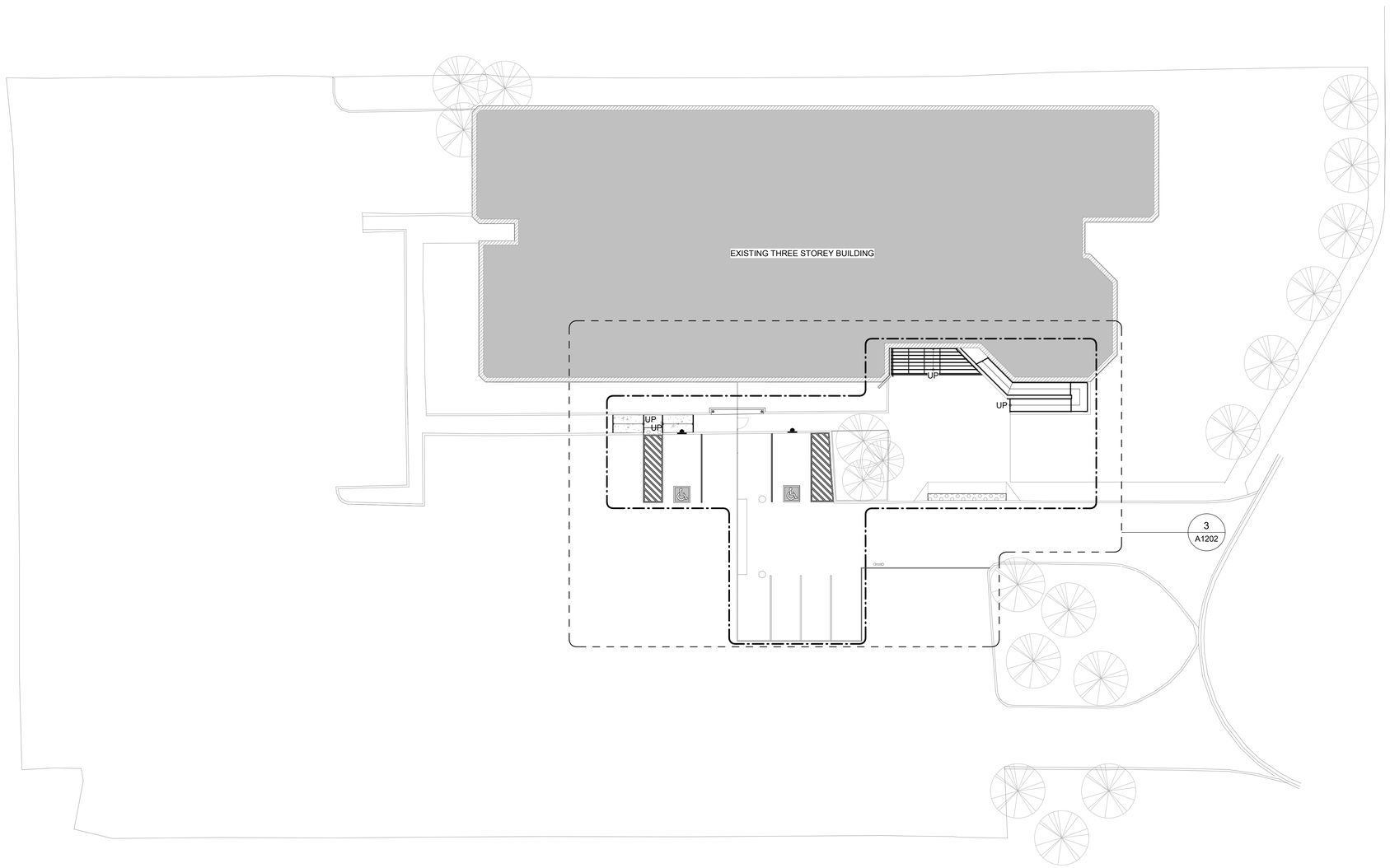

Scale 1:200

0 5 10 20 m

4/9/2025 4:04:49 PM

SITE LEGEND

- NEW BARRIER FREE PARKING SPACE - REFER TO DETAIL 1/D1701 & 5/D1701
- ACCESSIBLE PARKING SIGN ON POST - REFER TO DETAIL 2/D1702
- EXISTING MAIN ENTRANCE
- EXISTING EXIT TO REMAIN
- NEW PAINTED LINE MARKING DETAIL - REFER TO DETAIL 3/D1701
- NEW PAINTED LINE MARKING DETAIL - REFER TO DETAIL 4/D1701
- DASHED AREA INDICATES AREA OF WORK

SITE PLAN GENERAL NOTES

1	SITE PLAN DIMENSIONS ARE APPROXIMATE BASED ON GOOGLE MAPS. CONTRACTOR TO VERIFY ALL DIMENSIONS AND EXISTING SITE SERVICES AND TO REPORT ANY DISCREPANCY TO THE CONSULTANT AND THE OWNER BEFORE COMMENCEMENT OF THE WORK.
2	DURING CONSTRUCTION, CONTRACTOR TO COORDINATE ENTRANCES WITH OWNER FOR HOARDING AND EXTERIOR FENCING. RESTORE EXTERIOR WALKWAY, DRIVEWAY, PAVING AND ALL SOFT LANDSCAPING MATERIAL AROUND ALL EXTERIOR EXCAVATED AREAS AFTER CONSTRUCTION AS NEEDED WITH THE SAME MATERIAL AND FINISH.
3	VERIFY ALL UNDERGROUND BURIED UTILITIES PRIOR TO DIGGING AND REPORT ANY CONFLICTS TO THE CONSULTANT.

True North Project North

CLIENT

CITY OF TORONTO

TORONTO

Corporate Real Estate Management
Project Management Office
Metro Hall Toronto, ON
M5V 3C6

COPYRIGHT

This drawing has been prepared solely for the intended use, thus any reproduction or distribution for any purpose other than authorized by Arcadis is forbidden. Written dimensions shall have precedence over scaled dimensions. Contractors shall verify and be responsible for all dimensions and conditions on the job, and Arcadis shall be informed of any variations from the dimensions and conditions shown on the drawing. Shop drawings shall be submitted to Arcadis for general conformance before proceeding with fabrication.

Arcadis Professional Services (Canada) Inc.

ISSUES

No.	DESCRIPTION	DATE
A	50% SUBMISSION	2021-11-19
B	90% SUBMISSION	2022-02-22
C	ISSUED FOR PERMIT	2022-03-18
D	ISSUED FOR TENDER	2025-04-11

KEYPLAN

CONSULTANTS

SEAL

PRIME CONSULTANT

ARCADIS

100 - 175 Galaxy Blvd,
Toronto, ON M9W 0C9, Canada
tel 416 679 1930
www.arcadis.com

PROJECT TITLE

CITY OF TORONTO
ACCESSIBILITY UPGRADES

PROJECT ADDRESS

POLICE NO. 33 DIVISION
50 UPJOHN RD

PROJECT NO:
9119-19-0162 / Arcadis 30279056

DRAWN BY:	CHECKED BY:
A.Sunil	**K.Tilahun**
PROJECT MGR: **F. BOLOURIAN**	APPROVED BY: **E.Fenuta**

SHEET TITLE

SITE PLAN

SHEET NUMBER

G05-249-A1201

ISSUE

D

SCALE CHECK 10mm 1 in

Autodesk Docs://122260 - CoT TAU Upgrades R2020/122260-TAU-L-249-50UPJHN-A-R20.rvt

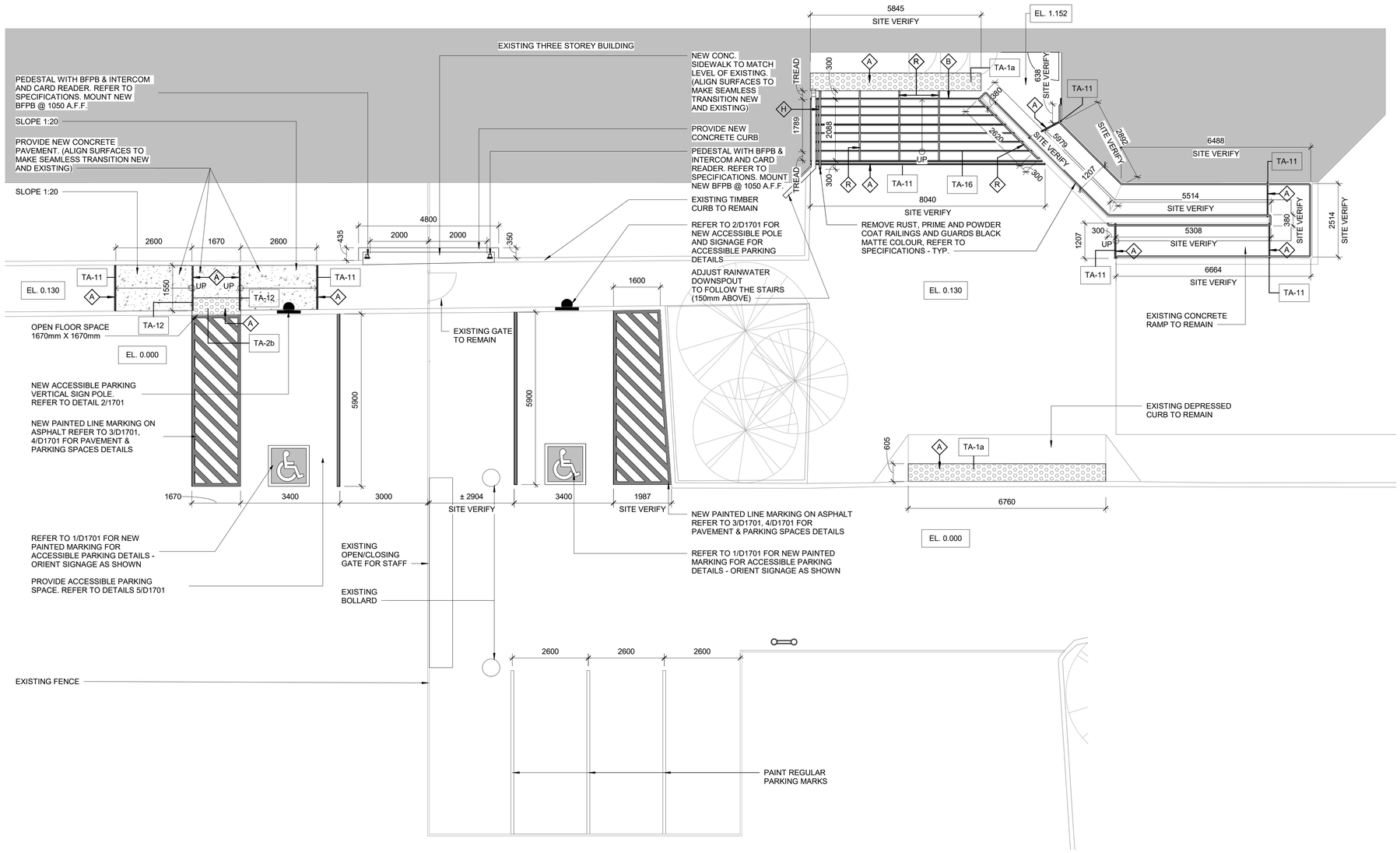

Scale 1:75

0 1.5 3 7.50 m

SITE LEGEND

- NEW BARRIER FREE PARKING SPACE - REFER TO DETAIL 1/D1701 & 5/D1701
- ACCESSIBLE PARKING SIGN ON POST - REFER TO DETAIL 2/D1702
- EXISTING MAIN ENTRANCE
- EXISTING EXIT TO REMAIN
- NEW PAINTED LINE MARKING DETAIL - REFER TO DETAIL 3/D1701
- NEW PAINTED LINE MARKING DETAIL - REFER TO DETAIL 4/D1701
- DASHED AREA INDICATES AREA OF WORK

SITE PLAN GENERAL NOTES

1	SITE PLAN DIMENSIONS ARE APPROXIMATE BASED ON GOOGLE MAPS. CONTRACTOR TO VERIFY ALL DIMENSIONS AND EXISTING SITE SERVICES AND TO REPORT ANY DISCREPANCY TO THE CONSULTANT AND THE OWNER BEFORE COMMENCEMENT OF THE WORK.
2	DURING CONSTRUCTION, CONTRACTOR TO COORDINATE ENTRANCES WITH OWNER FOR HOARDING AND EXTERIOR FENCING. RESTORE EXTERIOR WALKWAY, DRIVEWAY, PAVING AND ALL SOFT LANDSCAPING MATERIAL AROUND ALL EXTERIOR EXCAVATED AREAS AFTER CONSTRUCTION AS NEEDED WITH THE SAME MATERIAL AND FINISH.
3	VERIFY ALL UNDERGROUND BURIED UTILITIES PRIOR TO DIGGING AND REPORT ANY CONFLICTS TO THE CONSULTANT.

CONSTRUCTION KEY NOTES

NO	DESCRIPTION
A	INSTALL TACTILE ATTENTION INDICATOR AND TACTILE WARNING STRIP - REFER TO TYPICAL DETAILS 1/D1402 AND 1/D1405.
B	INSTALL COLOUR AND TEXTURE NOSING STRIP - REFER TO TYPICAL DETAIL 1/D1402.
H	INSTALL NEW GUARDRAIL AND HANDRAIL ON CONCRETE STAIR - REFER TO TYPICAL DETAILS 2/D1402.
R	INSTALL NEW HANDRAIL - REFER TO DETAILS 1/D1401, 3/D1401, 2/1403, 3/1403, 4/D1402.

True North Project North

CLIENT

CITY OF TORONTO

Corporate Real Estate Management
Project Management Office
Metro Hall Toronto, ON
M5V 3C6

COPYRIGHT
This drawing has been prepared solely for the intended use, thus any reproduction or distribution for any purpose other than authorized by Arcadis is forbidden. Written dimensions shall have precedence over scaled dimensions. Contractors shall verify and be responsible for all dimensions and conditions on the job, and Arcadis shall be informed of any variations from the dimensions and conditions shown on the drawing. Shop drawings shall be submitted to Arcadis for general conformance before proceeding with fabrication.

Arcadis Professional Services (Canada) Inc.

ISSUES

No.	DESCRIPTION	DATE
A	50% SUBMISSION	2021-11-19
B	90% SUBMISSION	2022-02-22
C	ISSUED FOR PERMIT	2022-03-18
D	ISSUED FOR TENDER	2025-04-11

CONSULTANTS

SEAL

PRIME CONSULTANT

ARCADIS

100 - 175 Galaxy Blvd,
Toronto, ON M9W 0C9, Canada
tel 416 679 1930
www.arcadis.com

PROJECT TITLE
CITY OF TORONTO ACCESSIBILITY UPGRADES

PROJECT ADDRESS
POLICE NO. 33 DIVISION
50 UPJOHN RD

PROJECT NO:
9119-19-0162 / Arcadis 30279056

DRAWN BY:	CHECKED BY:
a. Kvasniuk	**K.Tilahun**
PROJECT MGR:	APPROVED BY:
F. BOLOURIAN	**E.Fenuta**

SHEET TITLE
ENLARGED SITE PLAN PROPOSED

SHEET NUMBER
G05-249-A1202

ISSUE
D

SCALE CHECK
10mm
1 in

Autodesk Docs://122260 - CoT TAU Upgrades R2020/122260-TAU-5-249-50UPJHN-A-R20.rvt

4/9/2025 4:04:50 PM

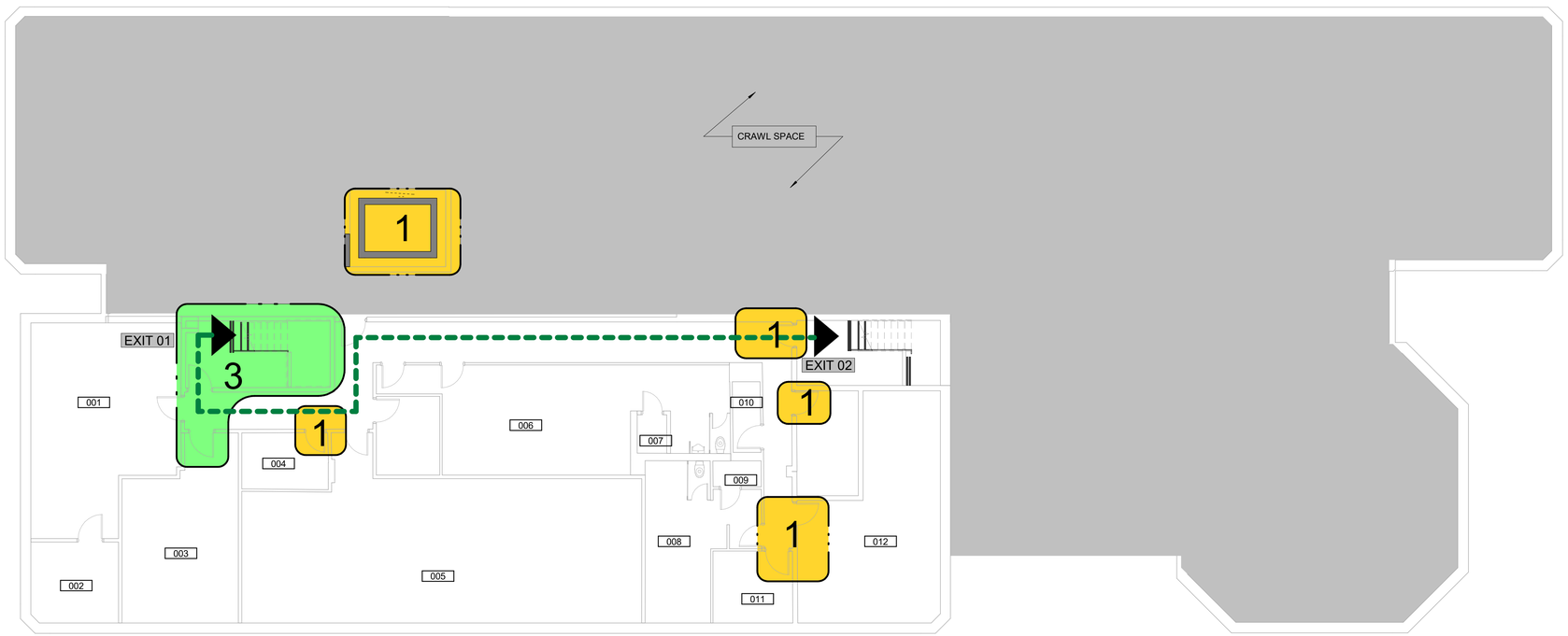

Scale 1:100

0 2.5 5 10 m

CONSTRUCTION STAGING LEGEND

- STAGE 1
- STAGE 2
- STAGE 3
- STAGE 4
- EMERGENCY EXIT
- TRAVEL PATH

STAGING GENERAL NOTES

1	EXISTING FACILITY WILL REMAIN OPERATIONAL DURING CONSTRUCTION. CONSTRUCTION WORKS CANNOT IMPACT FACILITY OPERATION WITHOUT FIRST NOTIFYING AND CONSULTING WITH THE OWNER.
2	ALL STAGES ARE TO BE COMPLETED IN SEQUENTIAL ORDER.
3	IF AN EXIT WILL BE BLOCKED DUE TO CONSTRUCTION, THE GC IS TO PROVIDE A TEMPORARY EXIT LOCATION THAT IS APPROVED BY THE ARCHITECT AND THE FIRE DEPARTMENT. SHOULD THE WORK BE ABLE TO BE COMPLETED OVER THE COURSE OF A WEEKEND OR AFTER HOURS, THE GC IS TO OBTAIN APPROVAL FROM THE ARCHITECT PRIOR TO PROCEEDING WITH THE WORK.
4	IF EXISTING FIRE ALARM SYSTEM NEEDS TO BE TEMPORARILY INTERRUPTED TO COMPLETE THE WORK, A FULL TIME FIRE WATCH SHALL BE PROVIDED.
5	5.CONTRACTOR SHALL ALLOW FOR THE FOLLOWING: A) TEMPORARY SIGNAGE B) TEMPORARY ACCESS WITH ACCESSIBLE RAMPS AS REQUIRED BY ONTARIO REGULATION 191/11 80.13
6	ALL STAGING INCLUDES BOTH DEMOLITION AND NEW SCOPE OF WORKS.
7	PROVIDE AND MODIFY CONSTRUCTION BARRIER/SIGNAGE ETC. TO SUIT SITE CONDITION AND CONSTRUCTION SEQUENCE.
8	WORK LISTED IN STAGES IS FOR REFERENCE ONLY. EACH STAGE MUST BE COMPLETED AS PER CONTRACT DOCUMENTS BEFORE STARTING THE NEXT STAGE AND SHALL NOT AFFECT NORMAL OPERATION OR EXITING OF THE FACILITY.
9	FOR ALL OTHER REQUIREMENTS - REFER TO SPECIFICATIONS.
10	KEEP EXITS CLEAR FROM OBSTRUCTIONS DURING CONSTRUCTION.

True North

Project North

CLIENT

CITY OF TORONTO

Corporate Real Estate Management
Project Management Office
Metro Hall Toronto, ON
M5V 3C6

COPYRIGHT

This drawing has been prepared solely for the intended use, thus any reproduction or distribution for any purpose other than authorized by Arcadis is forbidden. Written dimensions shall have precedence over scaled dimensions. Contractors shall verify and be responsible for all dimensions and conditions on the job, and Arcadis shall be informed of any variations from the dimensions and conditions shown on the drawing. Shop drawings shall be submitted to Arcadis for general conformance before proceeding with fabrication.

Arcadis Professional Services (Canada) Inc.

ISSUES

No.	DESCRIPTION	DATE
A	50% SUBMISSION	2021-11-19
B	90% SUBMISSION	2022-02-22
C	ISSUED FOR PERMIT	2022-03-18
D	ISSUED FOR TENDER	2025-04-11

CONSULTANTS

SEAL

PRIME CONSULTANT

ARCADIS

100 - 175 Galaxy Blvd,
Toronto, ON M9W 0C9, Canada
tel 416 679 1930
www.arcadis.com

PROJECT TITLE

CITY OF TORONTO
ACCESSIBILITY UPGRADES

PROJECT ADDRESS

POLICE NO. 33 DIVISION
50 UPJOHN RD

PROJECT NO:
9119-19-0162 / Arcadis 30279056

DRAWN BY:	CHECKED BY:
A.Sunil	**K.Tilahun**
PROJECT MGR:	APPROVED BY:
F. BOLOURIAN	**E.Fenuta**

SHEET TITLE

BASEMENT STAGING PLAN

SHEET NUMBER

G05-249-A2001

ISSUE

D

SCALE CHECK
1 in
10mm

Autodesk Docs://122260 - CoT TAU Upgrades R2020/122260-TAU-S-249-50UPJHN-A-R20.rvt

4/9/2025 4:04:51 PM

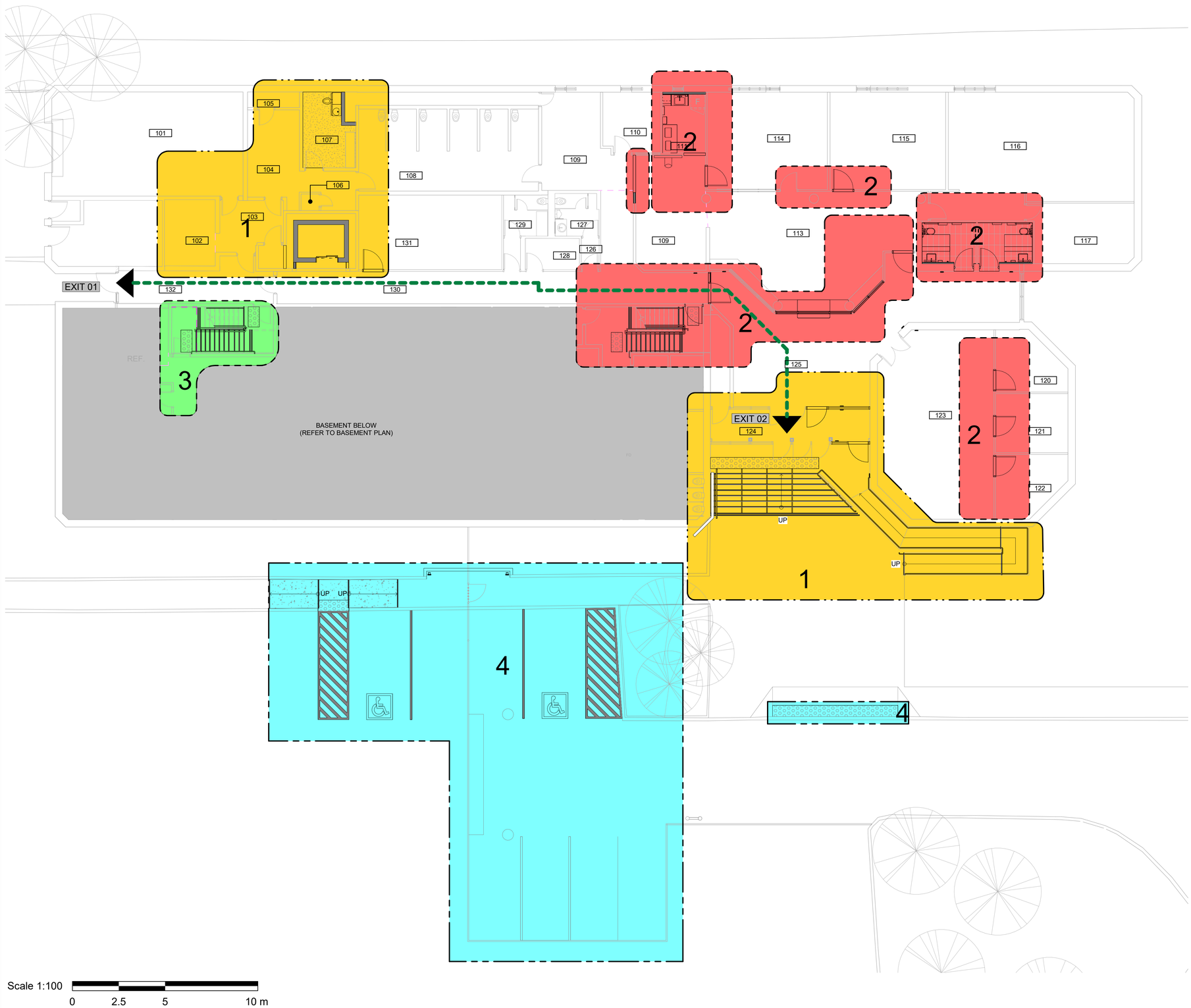

Scale 1:100

0 2.5 5 10 m

CONSTRUCTION STAGING LEGEND

- STAGE 1
- STAGE 2
- STAGE 3
- STAGE 4
- EMERGENCY EXIT
- TRAVEL PATH

STAGING GENERAL NOTES

1	EXISTING FACILITY WILL REMAIN OPERATIONAL DURING CONSTRUCTION. CONSTRUCTION WORKS CANNOT IMPACT FACILITY OPERATION WITHOUT FIRST NOTIFYING AND CONSULTING WITH THE OWNER.
2	ALL STAGES ARE TO BE COMPLETED IN SEQUENTIAL ORDER.
3	IF AN EXIT WILL BE BLOCKED DUE TO CONSTRUCTION, THE GC IS TO PROVIDE A TEMPORARY EXIT LOCATION THAT IS APPROVED BY THE ARCHITECT AND THE FIRE DEPARTMENT. SHOULD THE WORK BE ABLE TO BE COMPLETED OVER THE COURSE OF A WEEKEND OR AFTER HOURS, THE GC IS TO OBTAIN APPROVAL FROM THE ARCHITECT PRIOR TO PROCEEDING WITH THE WORK.
4	IF EXISTING FIRE ALARM SYSTEM NEEDS TO BE TEMPORARILY INTERRUPTED TO COMPLETE THE WORK, A FULL TIME FIRE WATCH SHALL BE PROVIDED.
5	5.CONTRACTOR SHALL ALLOW FOR THE FOLLOWING: A) TEMPORARY SIGNAGE B) TEMPORARY ACCESS WITH ACCESSIBLE RAMPS AS REQUIRED BY ONTARIO REGULATION 191/11 80.13
6	ALL STAGING INCLUDES BOTH DEMOLITION AND NEW SCOPE OF WORKS.
7	PROVIDE AND MODIFY CONSTRUCTION BARRIER/SIGNAGE ETC. TO SUIT SITE CONDITION AND CONSTRUCTION SEQUENCE.
8	WORK LISTED IN STAGES IS FOR REFERENCE ONLY. EACH STAGE MUST BE COMPLETED AS PER CONTRACT DOCUMENTS BEFORE STARTING THE NEXT STAGE AND SHALL NOT AFFECT NORMAL OPERATION OR EXITING OF THE FACILITY.
9	FOR ALL OTHER REQUIREMENTS - REFER TO SPECIFICATIONS.
10	KEEP EXITS CLEAR FROM OBSTRUCTIONS DURING CONSTRUCTION.

True North

Project North

CLIENT

CITY OF TORONTO

TORONTO

Corporate Real Estate Management
Project Management Office
Metro Hall Toronto, ON
M5V 3C6

COPYRIGHT

This drawing has been prepared solely for the intended use, thus any reproduction or distribution for any purpose other than authorized by Arcadis is forbidden. Written dimensions shall have precedence over scaled dimensions. Contractors shall verify and be responsible for all dimensions and conditions on the job, and Arcadis shall be informed of any variations from the dimensions and conditions shown on the drawing. Shop drawings shall be submitted to Arcadis for general conformance before proceeding with fabrication.

Arcadis Professional Services (Canada) Inc.

ISSUES

No.	DESCRIPTION	DATE
A	50% SUBMISSION	2021-11-19
B	90% SUBMISSION	2022-02-22
C	ISSUED FOR PERMIT	2022-03-18
D	ISSUED FOR TENDER	2025-04-11

CONSULTANTS

SEAL

PRIME CONSULTANT

ARCADIS

100 - 175 Galaxy Blvd,
Toronto, ON M9W 0C9, Canada
tel 416 679 1930
www.arcadis.com

PROJECT TITLE

CITY OF TORONTO
ACCESSIBILITY UPGRADES

PROJECT ADDRESS

POLICE NO. 33 DIVISION
50 UPJOHN RD

PROJECT NO:
9119-19-0162 / Arcadis 30279056

DRAWN BY:	CHECKED BY:
A.Sunil	**K.Tilahun**
PROJECT MGR:	APPROVED BY:
F. BOLOURIAN	**E.Fenuta**

SHEET TITLE

FIRST FLOOR STAGING PLAN

SHEET NUMBER

G05-249-A2011

ISSUE

D

SCALE CHECK

50mm

1 in

Autodesk Docs://122260 - CoT TAU Upgrades R2020/122260-TAU-5-249-50/UPJHN-A-F20.rvt

4/9/2025 4:04:53 PM

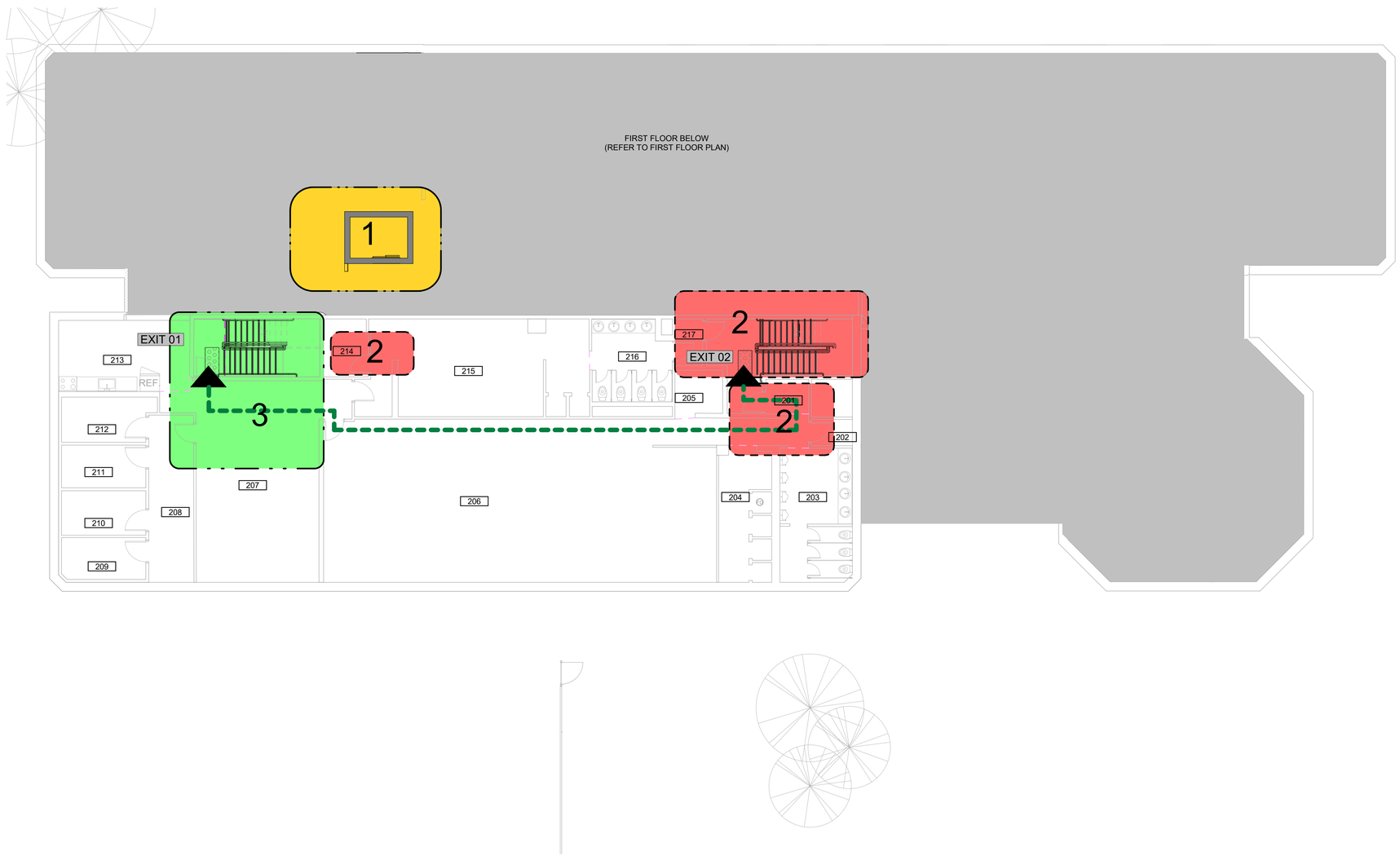

Scale 1:100

0 2.5 5 10 m

CONSTRUCTION STAGING LEGEND

- STAGE 1
- STAGE 2
- STAGE 3
- STAGE 4
- EMERGENCY EXIT
- TRAVEL PATH

STAGING GENERAL NOTES

1	EXISTING FACILITY WILL REMAIN OPERATIONAL DURING CONSTRUCTION. CONSTRUCTION WORKS CANNOT IMPACT FACILITY OPERATION WITHOUT FIRST NOTIFYING AND CONSULTING WITH THE OWNER.
2	ALL STAGES ARE TO BE COMPLETED IN SEQUENTIAL ORDER.
3	IF AN EXIT WILL BE BLOCKED DUE TO CONSTRUCTION, THE GC IS TO PROVIDE A TEMPORARY EXIT LOCATION THAT IS APPROVED BY THE ARCHITECT AND THE FIRE DEPARTMENT. SHOULD THE WORK BE ABLE TO BE COMPLETED OVER THE COURSE OF A WEEKEND OR AFTER HOURS, THE GC IS TO OBTAIN APPROVAL FROM THE ARCHITECT PRIOR TO PROCEEDING WITH THE WORK.
4	IF EXISTING FIRE ALARM SYSTEM NEEDS TO BE TEMPORARILY INTERRUPTED TO COMPLETE THE WORK, A FULL TIME FIRE WATCH SHALL BE PROVIDED.
5	5.CONTRACTOR SHALL ALLOW FOR THE FOLLOWING: A) TEMPORARY SIGNAGE B) TEMPORARY ACCESS WITH ACCESSIBLE RAMPS AS REQUIRED BY ONTARIO REGULATION 191/11 80.13
6	ALL STAGING INCLUDES BOTH DEMOLITION AND NEW SCOPE OF WORKS.
7	PROVIDE AND MODIFY CONSTRUCTION BARRIER/SIGNAGE ETC. TO SUIT SITE CONDITION AND CONSTRUCTION SEQUENCE.
8	WORK LISTED IN STAGES IS FOR REFERENCE ONLY. EACH STAGE MUST BE COMPLETED AS PER CONTRACT DOCUMENTS BEFORE STARTING THE NEXT STAGE AND SHALL NOT AFFECT NORMAL OPERATION OR EXITING OF THE FACILITY.
9	FOR ALL OTHER REQUIREMENTS - REFER TO SPECIFICATIONS.
10	KEEP EXITS CLEAR FROM OBSTRUCTIONS DURING CONSTRUCTION.

True North

Project North

CLIENT

CITY OF TORONTO

Corporate Real Estate Management
Project Management Office
Metro Hall Toronto, ON
M5V 3C6

COPYRIGHT

This drawing has been prepared solely for the intended use, thus any reproduction or distribution for any purpose other than authorized by Arcadis is forbidden. Written dimensions shall have precedence over scaled dimensions. Contractors shall verify and be responsible for all dimensions and conditions on the job, and Arcadis shall be informed of any variations from the dimensions and conditions shown on the drawing. Shop drawings shall be submitted to Arcadis for general conformance before proceeding with fabrication.

Arcadis Professional Services (Canada) Inc.

ISSUES

No.	DESCRIPTION	DATE
A	50% SUBMISSION	2021-11-19
B	90% SUBMISSION	2022-02-22
C	ISSUED FOR PERMIT	2022-03-18
D	ISSUED FOR TENDER	2025-04-11

CONSULTANTS

SEAL

PRIME CONSULTANT

ARCADIS

100 - 175 Galaxy Blvd,
Toronto, ON M9W 0C9, Canada
tel 416 679 1930
www.arcadis.com

PROJECT TITLE

CITY OF TORONTO
ACCESSIBILITY UPGRADES

PROJECT ADDRESS

POLICE NO. 33 DIVISION
50 UPJOHN RD

PROJECT NO:
9119-19-0162 / Arcadis 30279056

DRAWN BY:	CHECKED BY:
A.Sunil	**K.Tilahun**
PROJECT MGR:	APPROVED BY:
F. BOLOURIAN	**E.Fenuta**

SHEET TITLE

SECOND FLOOR
STAGING PLAN

SHEET NUMBER

G05-249-A2021

ISSUE

D

SCALE CHECK
10mm
1 in

Autodesk Docs://122260 - CoT TAU Upgrades R2020/122260-TAU-5-249-50UPJHN-A-R20.rvt

4/9/2025 4:04:54 PM

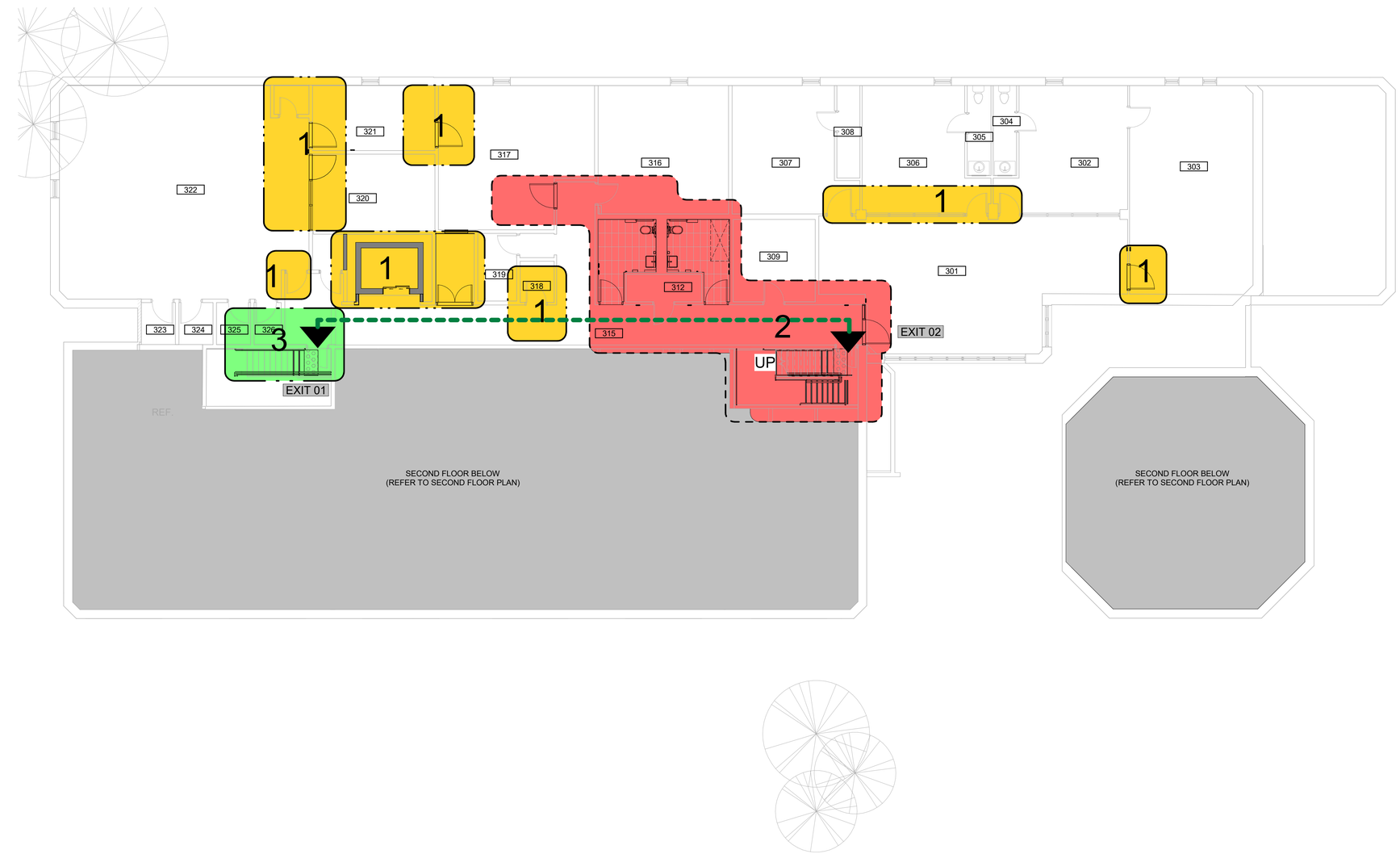

CONSTRUCTION STAGING LEGEND

- STAGE 1
- STAGE 2
- STAGE 3
- STAGE 4
- EMERGENCY EXIT
- TRAVEL PATH

STAGING GENERAL NOTES

1	EXISTING FACILITY WILL REMAIN OPERATIONAL DURING CONSTRUCTION. CONSTRUCTION WORKS CANNOT IMPACT FACILITY OPERATION WITHOUT FIRST NOTIFYING AND CONSULTING WITH THE OWNER.
2	ALL STAGES ARE TO BE COMPLETED IN SEQUENTIAL ORDER.
3	IF AN EXIT WILL BE BLOCKED DUE TO CONSTRUCTION, THE GC IS TO PROVIDE A TEMPORARY EXIT LOCATION THAT IS APPROVED BY THE ARCHITECT AND THE FIRE DEPARTMENT. SHOULD THE WORK BE ABLE TO BE COMPLETED OVER THE COURSE OF A WEEKEND OR AFTER HOURS, THE GC IS TO OBTAIN APPROVAL FROM THE ARCHITECT PRIOR TO PROCEEDING WITH THE WORK.
4	IF EXISTING FIRE ALARM SYSTEM NEEDS TO BE TEMPORARILY INTERRUPTED TO COMPLETE THE WORK, A FULL TIME FIRE WATCH SHALL BE PROVIDED.
5	5.CONTRACTOR SHALL ALLOW FOR THE FOLLOWING: A) TEMPORARY SIGNAGE B) TEMPORARY ACCESS WITH ACCESSIBLE RAMPS AS REQUIRED BY ONTARIO REGULATION 191/11 80.13
6	ALL STAGING INCLUDES BOTH DEMOLITION AND NEW SCOPE OF WORKS.
7	PROVIDE AND MODIFY CONSTRUCTION BARRIER/SIGNAGE ETC. TO SUIT SITE CONDITION AND CONSTRUCTION SEQUENCE.
8	WORK LISTED IN STAGES IS FOR REFERENCE ONLY. EACH STAGE MUST BE COMPLETED AS PER CONTRACT DOCUMENTS BEFORE STARTING THE NEXT STAGE AND SHALL NOT AFFECT NORMAL OPERATION OR EXITING OF THE FACILITY.
9	FOR ALL OTHER REQUIREMENTS - REFER TO SPECIFICATIONS.
10	KEEP EXITS CLEAR FROM OBSTRUCTIONS DURING CONSTRUCTION.

Scale 1:100

0 2.5 5 10 m

True North

Project North

4/9/2025 4:04:55 PM

CLIENT

CITY OF TORONTO

Corporate Real Estate Management
Project Management Office
Metro Hall Toronto, ON
M5V 3C6

COPYRIGHT

This drawing has been prepared solely for the intended use, thus any reproduction or distribution for any purpose other than authorized by Arcadis is forbidden. Written dimensions shall have precedence over scaled dimensions. Contractors shall verify and be responsible for all dimensions and conditions on the job, and Arcadis shall be informed of any variations from the dimensions and conditions shown on the drawing. Shop drawings shall be submitted to Arcadis for general conformance before proceeding with fabrication.

Arcadis Professional Services (Canada) Inc.

ISSUES

No.	DESCRIPTION	DATE
A	50% SUBMISSION	2021-11-19
B	90% SUBMISSION	2022-02-22
C	ISSUED FOR PERMIT	2022-03-18
D	ISSUED FOR TENDER	2025-04-11

CONSULTANTS

SEAL

PRIME CONSULTANT

ARCADIS

100 - 175 Galaxy Blvd,
Toronto, ON M9W 0C9, Canada
tel 416 679 1930
www.arcadis.com

PROJECT TITLE

CITY OF TORONTO
ACCESSIBILITY UPGRADES

PROJECT ADDRESS

POLICE NO. 33 DIVISION
50 UPJOHN RD

PROJECT NO:
9119-19-0162 / Arcadis 30279056

DRAWN BY:	CHECKED BY:
A.Sunil	**K.Tilahun**
PROJECT MGR:	APPROVED BY:
F. BOLOURIAN	**E.Fenuta**

SHEET TITLE

THIRD FLOOR STAGING PLAN

SHEET NUMBER

G05-249-A2031

ISSUE

D

Autodesk Docs://122260 - CoT TAU Upgrades R2020/122260-TAU-S-249-50UP-JHN-A-R20.rvt

SCALE CHECK

10mm

1 in

PHOTO 1 - DOOR 013

PHOTO 2 - DOOR 003

PHOTO 3- DOOR 004

PHOTO 4- DOOR 014



PHOTO 5 - DOOR 015



PHOTO 6 - DOOR 012



PHOTO 7 - DOOR 011

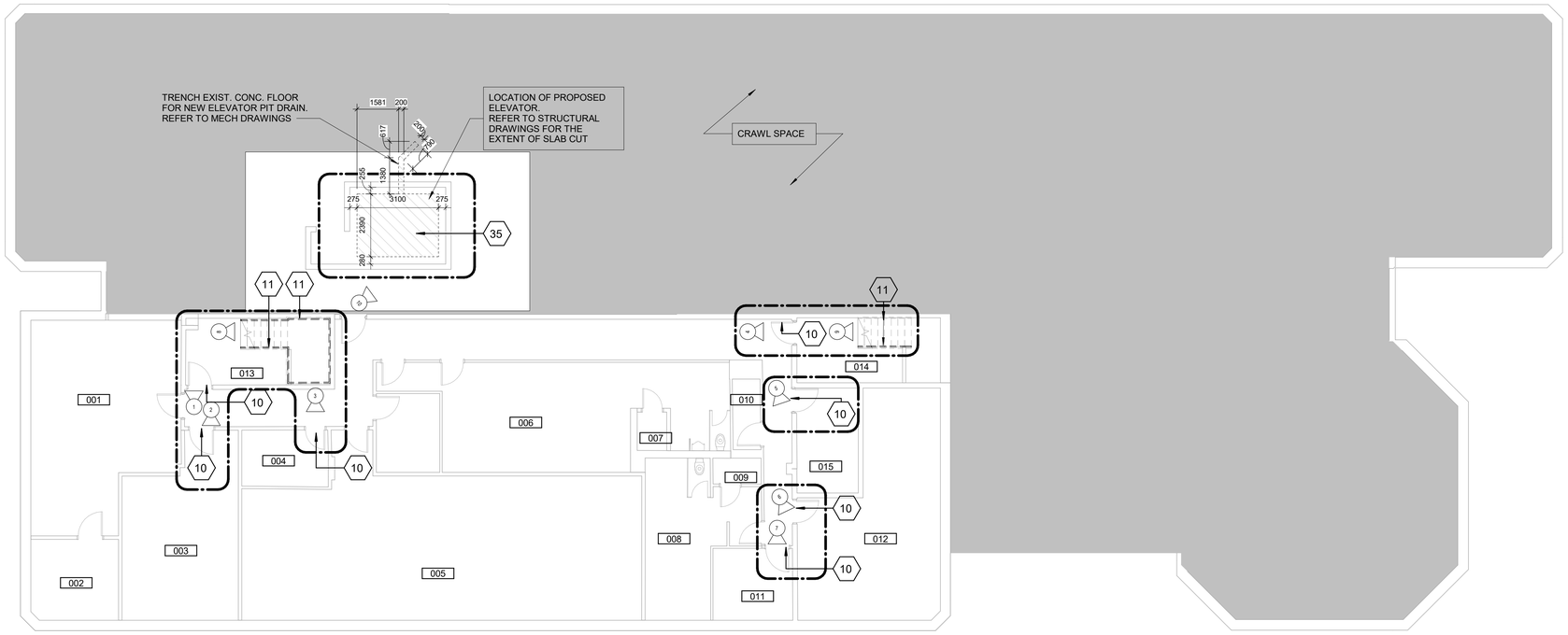

DEMOLITION KEY LEGEND

- EXISTING TO BE DEMOLISHED
- EXISTING INTERIOR PARTITION TO BE DEMOLISHED
- EXISTING EXTERIOR WALL TO REMAIN
- EXISTING PARTITION TO REMAIN
- EXISTING DOOR, FRAME, AND ASSOCIATED HARDWARE TO BE REMOVED
- EXISTING DOOR TO REMAIN
- DASHED AREA INDICATES AREA OF WORK

DEMOLITION GENERAL NOTES

1	Comments
•	REMOVE ALL EXISTING TACTILE SURFACE INDICATORS (WALKING ATTENTION INDICATOR, TEXTURAL WARNING STRIP, NOSING STRIP AND HAZARD STRIP ON HANDRAIL) INCLUDING ADHESIVE MATERIAL AND FASTENING SYSTEM. MAKE GOOD SURFACE TO RECEIVE NEW TACTILE SURFACE INDICATORS IN LOCATIONS SHOWN. INCREASE DEPTH AND EXTENT OF EXISTING FLOOR DEPRESSIONS AND/OR CUT BACK EXISTING FLOOR FINISH AS APPLICABLE TO SUIT THE NEW INSTALLATION.

DEMOLITION KEY NOTES

NO	DESCRIPTION
10	REMOVE EXISTING DOOR HARDWARE AS INDICATED IN DOOR SCHEDULE A9001 AND HARDWARE SCHEDULE WITHIN SPECIFICATIONS.
11	REMOVE EXISTING GUARDRAIL, HANDRAIL AND/OR HANDRAIL POST BASE. REPAIR AND MAKE GOOD ALL SURFACES.
35	DEMOLISH EXISTING CONCRETE PAD OR BED. REPAIR, LEVEL AND CLEAN SURFACE READY TO RECEIVE NEW FLOOR FINISHES. REFER TO FINISH SCHEDULE.



PHOTO 8 - WEST STAIR

PHOTO 9 - EAST STAIR

PHOTO 10 - CRAWL SPACE

Scale 1:100

0 2.5 5 10 m

True North

Project North

CLIENT

CITY OF TORONTO

TORONTO

Corporate Real Estate Management
Project Management Office
Metro Hall Toronto, ON
M5V 3C6

COPYRIGHT

This drawing has been prepared solely for the intended use, thus any reproduction or distribution for any purpose other than authorized by Arcadis is forbidden. Written dimensions shall have precedence over scaled dimensions. Contractors shall verify and be responsible for all dimensions and conditions on the job, and Arcadis shall be informed of any variations from the dimensions and conditions shown on the drawing. Shop drawings shall be submitted to Arcadis for general conformance before proceeding with fabrication.

Arcadis Professional Services (Canada) Inc.

ISSUES

No.	DESCRIPTION	DATE
A	50% SUBMISSION	2021-11-19
B	90% SUBMISSION	2022-02-22
C	ISSUED FOR PERMIT	2022-03-18
D	ISSUED FOR TENDER	2025-04-11

KEYPLAN

CONSULTANTS

SEAL

PRIME CONSULTANT

ARCADIS

100 - 175 Galaxy Blvd,
Toronto, ON M9W 0C9, Canada
tel 416 679 1930
www.arcadis.com

PROJECT TITLE

CITY OF TORONTO
ACCESSIBILITY UPGRADES

PROJECT ADDRESS

POLICE NO. 33 DIVISION
50 UPJOHN RD

PROJECT NO:
9119-19-0162 / Arcadis 30279056

DRAWN BY:	CHECKED BY:
A.Sunil	**K.Tilahun**
PROJECT MGR:	APPROVED BY:
F. BOLOURIAN	**E.Fenuta**

SHEET TITLE

BASEMENT DEMOLITION PLAN

SHEET NUMBER

G05-249-A2101

ISSUE

D

Autodesk Docs://122260 - CoT TAU Upgrades R2020/122260-TAU-5-249-50/UPJHN-A-P20.rvt

SCALE CHECK 10mm 1 in

4/9/2025 4:04:57 PM


PHOTO 13


PHOTO 14


PHOTO 15


PHOTO 16


PHOTO 17


PHOTO 18


PHOTO 19



PHOTO 20


PHOTO 21

PHOTO 22

PHOTO 23


PHOTO 24

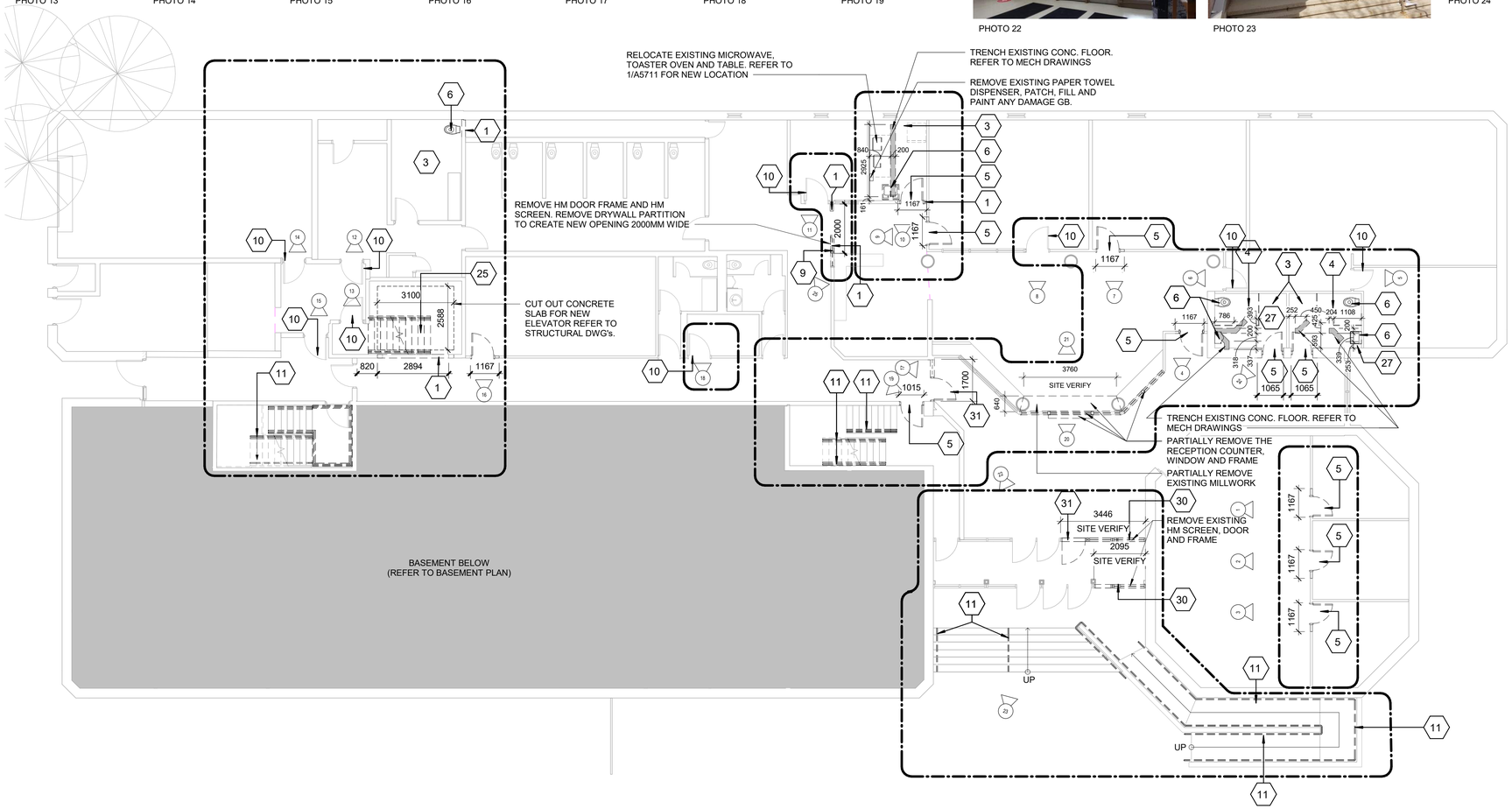


PHOTO 1


PHOTO 2


PHOTO 3

PHOTO 4

PHOTO 5

PHOTO 6


PHOTO 7

PHOTO 8

PHOTO 9


PHOTO 10


PHOTO 11


PHOTO 12


PHOTO 25

Scale 1:100

0 2.5 5 10 m

True North

Project North

DEMOLITION KEY LEGEND

- EXISTING TO BE DEMOLISHED
- EXISTING INTERIOR PARTITION TO BE DEMOLISHED
- EXISTING EXTERIOR WALL TO REMAIN
- EXISTING PARTITION TO REMAIN
- EXISTING DOOR, FRAME, AND ASSOCIATED HARDWARE TO BE REMOVED
- EXISTING DOOR TO REMAIN
- DASHED AREA INDICATES AREA OF WORK

DEMOLITION GENERAL NOTES

1	Comments
•	REMOVE ALL EXISTING TACTILE SURFACE INDICATORS (WALKING ATTENTION INDICATOR, TEXTURAL WARNING STRIP, NOSING STRIP AND HAZARD STRIP ON HANDRAIL) INCLUDING ADHESIVE MATERIAL AND FASTENING SYSTEM. MAKE GOOD SURFACE TO RECEIVE NEW TACTILE SURFACE INDICATORS IN LOCATIONS SHOWN. INCREASE DEPTH AND EXTENT OF EXISTING FLOOR DEPRESSIONS AND/OR CUT BACK EXISTING FLOOR FINISH AS APPLICABLE TO SUIT THE NEW INSTALLATION.

DEMOLITION KEY NOTES

NO	DESCRIPTION
1	REMOVE EXISTING WALL AND/OR COLUMN ENCLOSURE INCLUDING BUT NOT LIMITED TO TILE, CORNER GUARDS, METAL PANELS, WALL MOUNTED FIXTURES AND FINISHES AS INDICATED. PROVIDE SMOOTH TRANSITION BETWEEN SURFACES AT LOCATION OF DEMOLISHED AREA.
3	REMOVE EXISTING FLOORING AND BASE. REMOVE EXISTING TILE FLOORING TO CLOSEST FULL TILE OR TO EXTENT SHOWN. REPAIR, LEVEL AND CLEAN SURFACE READY TO RECEIVE NEW FLOOR FINISHES. REFER TO FINISH SCHEDULE.
4	REMOVE EXISTING CEILING TO THE EXTENT OF THE PROPOSED ROOM SIZE.
5	REMOVE EXISTING DOOR AND FRAME. CUT PARTITION TO ACCOMMODATE NEW DOOR AND FRAME. REPAIR ADJACENT AFFECTED WALL SURFACES. REFER TO DETAIL D1002 AND 1/D2300.
6	REMOVE EXISTING PLUMBING FIXTURES AND WASHROOM ACCESSORIES, CAP PLUMBING PIPES.
9	REPAIR EXISTING WALL. PATCH AND MAKE GOOD ALL ADJACENT SURFACES DAMAGED DURING CONSTRUCTION.
10	REMOVE EXISTING DOOR HARDWARE AS INDICATED IN DOOR SCHEDULE A9001 AND HARDWARE SCHEDULE WITHIN SPECIFICATIONS.
11	REMOVE EXISTING GUARDRAIL, HANDRAIL AND/OR HANDRAIL POST BASE. REPAIR AND MAKE GOOD ALL SURFACES.
25	DEMOLISH EXISTING CONCRETE STAIR OR RAMP, REMOVE DEBRIS AND PREPARE FOR NEW STAIR OR RAMP. PROVIDE SMOOTH TRANSITION BETWEEN SURFACES AND PROTECT SURROUNDING AREAS DURING THE WORK.
27	REMOVE EXISTING WALL TILE. REPAIR, LEVEL AND CLEAN SURFACE READY TO RECEIVE NEW WALL TILE. REFER TO FINISH SCHEDULE.
30	REMOVE CURTAIN WALL, GLAZING, EXTERIOR DOOR AND HARDWARE.
31	REMOVE EXISTING DOOR, WINDOW AND FRAME TO ACCOMMODATE NEW.

CLIENT

CITY OF TORONTO

TORONTO

Corporate Real Estate Management
Project Management Office
Metro Hall Toronto, ON
M5V 3C6

COPYRIGHT

This drawing has been prepared solely for the intended use, thus any reproduction or distribution for any purpose other than authorized by Arcadis is forbidden. Written dimensions shall have precedence over scaled dimensions. Contractors shall verify and be responsible for all dimensions and conditions on the job, and Arcadis shall be informed of any variations from the dimensions and conditions shown on the drawing. Shop drawings shall be submitted to Arcadis for general conformance before proceeding with fabrication.

Arcadis Professional Services (Canada) Inc.

ISSUES

No.	DESCRIPTION	DATE
A	50% SUBMISSION	2021-11-19
B	90% SUBMISSION	2022-02-22
C	ISSUED FOR PERMIT	2022-03-18
D	ISSUED FOR TENDER	2025-04-11

CONSULTANTS

SEAL

PRIME CONSULTANT

ARCADIS

100 - 175 Galaxy Blvd,
Toronto, ON M9W 0C9, Canada
tel 416 679 1930
www.arcadis.com

PROJECT TITLE

CITY OF TORONTO
ACCESSIBILITY UPGRADES

PROJECT ADDRESS

POLICE NO. 33 DIVISION
50 UPJOHN RD

PROJECT NO:
9119-19-0162 / Arcadis 30279056

DRAWN BY:	CHECKED BY:
A.Sunil	**K.Tilahun**
PROJECT MGR: **F. BOLOURIAN**	APPROVED BY: **E.Fenuta**

SHEET TITLE

FIRST FLOOR
DEMOLITION PLAN

SHEET NUMBER

G05-249-A2111

ISSUE

D

4/9/2025 4:05:01 PM

Autodesk Docs://122260 - CoT TAU Upgrades R2020/122260-TAU-5-249-50UPJHN-A-R20.rvt

SCALE CHECK 10mm 1 in


PHOTO 12


PHOTO 13


PHOTO 14

PHOTO 15


PHOTO 16

PHOTO 17

PHOTO 18


PHOTO 20

PHOTO 22


PHOTO 24

PHOTO 25


PHOTO 19

PHOTO 21

PHOTO 23

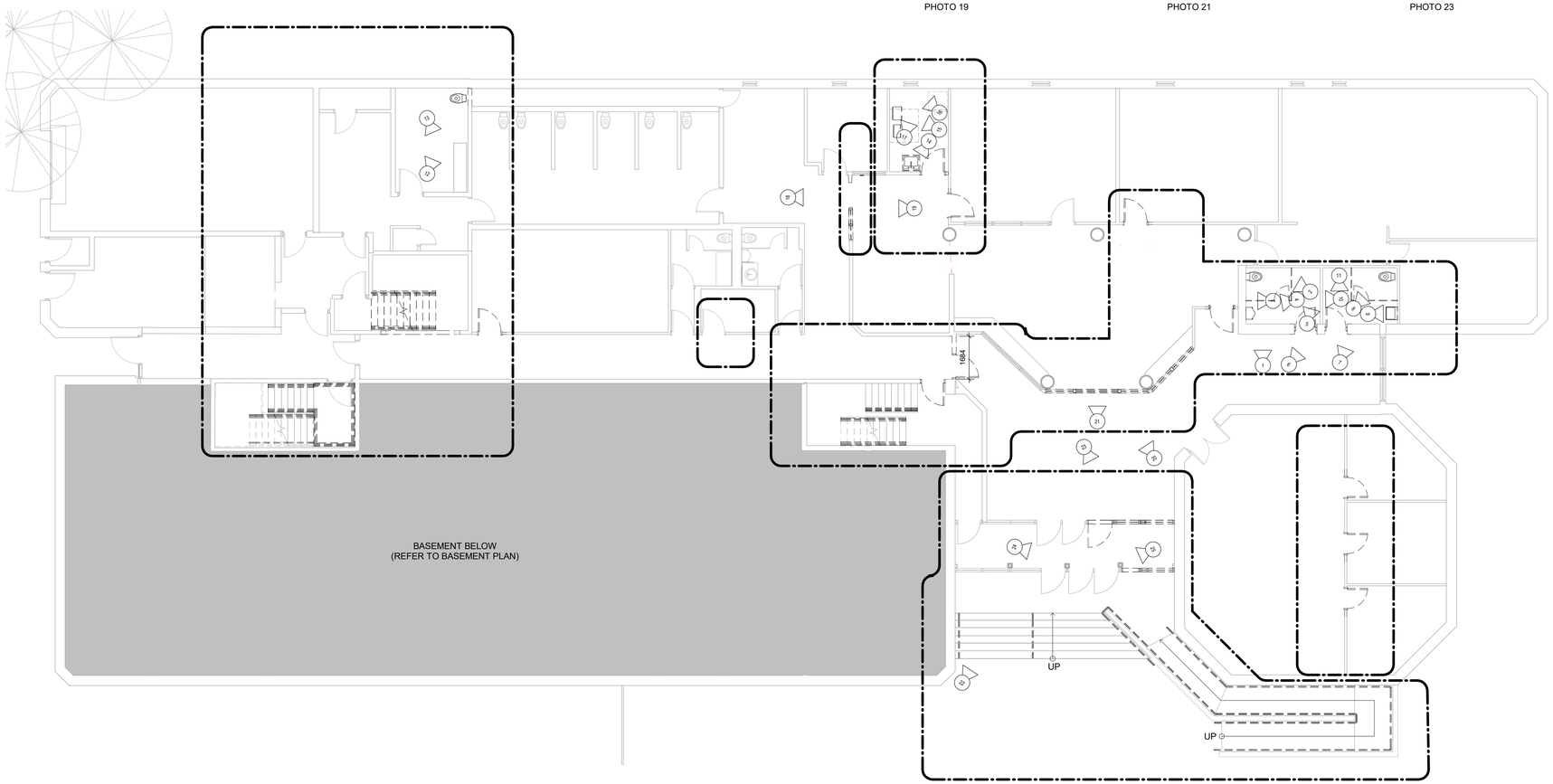

DEMOLITION KEY LEGEND

- EXISTING TO BE DEMOLISHED
- EXISTING INTERIOR PARTITION TO BE DEMOLISHED
- EXISTING EXTERIOR WALL TO REMAIN
- EXISTING PARTITION TO REMAIN
- EXISTING DOOR, FRAME, AND ASSOCIATED HARDWARE TO BE REMOVED
- EXISTING DOOR TO REMAIN
- DASHED AREA INDICATES AREA OF WORK

DEMOLITION GENERAL NOTES

1	Comments
•	REMOVE ALL EXISTING TACTILE SURFACE INDICATORS (WALKING ATTENTION INDICATOR, TEXTURAL WARNING STRIP, NOSING STRIP AND HAZARD STRIP ON HANDRAIL) INCLUDING ADHESIVE MATERIAL AND FASTENING SYSTEM. MAKE GOOD SURFACE TO RECEIVE NEW TACTILE SURFACE INDICATORS IN LOCATIONS SHOWN. INCREASE DEPTH AND EXTENT OF EXISTING FLOOR DEPRESSIONS AND/OR CUT BACK EXISTING FLOOR FINISH AS APPLICABLE TO SUIT THE NEW INSTALLATION.

PHOTO 1


PHOTO 2


PHOTO 3

PHOTO 4

PHOTO 5

PHOTO 6


PHOTO 7

PHOTO 8

PHOTO 9

PHOTO 10

PHOTO 11

Scale 1:100

0 2.5 5 10 m

True North Project North

4/9/2025 4:05:06 PM

CLIENT

CITY OF TORONTO

Corporate Real Estate Management
Project Management Office
Metro Hall Toronto, ON
M5V 3C6

COPYRIGHT
This drawing has been prepared solely for the intended use, thus any reproduction or distribution for any purpose other than authorized by Arcadis is forbidden. Written dimensions shall have precedence over scaled dimensions. Contractors shall verify and be responsible for all dimensions and conditions on the job, and Arcadis shall be informed of any variations from the dimensions and conditions shown on the drawing. Shop drawings shall be submitted to Arcadis for general conformance before proceeding with fabrication.

Arcadis Professional Services (Canada) Inc.

ISSUES

No.	DESCRIPTION	DATE
A	50% SUBMISSION	2021-11-19
B	90% SUBMISSION	2022-02-22
C	ISSUED FOR PERMIT	2022-03-18
D	ISSUED FOR TENDER	2025-04-11

CONSULTANTS

SEAL

PRIME CONSULTANT

ARCADIS

100 - 175 Galaxy Blvd,
Toronto, ON M9W 0C9, Canada
tel 416 679 1930
www.arcadis.com

PROJECT TITLE
CITY OF TORONTO
ACCESSIBILITY UPGRADES

PROJECT ADDRESS

POLICE NO. 33 DIVISION
50 UPJOHN RD

PROJECT NO:
9119-19-0162 / Arcadis 30279056

DRAWN BY:	CHECKED BY:
Author	**Checker**
PROJECT MGR:	APPROVED BY:
F. BOLOURIAN	**Approver**

SHEET TITLE

FIRST FLOOR
DEMOLITION PLAN -
PHOTOGRAPHS

SHEET NUMBER
G05-249-A2112

ISSUE
D

Autodesk Docs://122260 - CoT TAU Upgrades R2020/122260-TAU-5-249-50UPJHN-A-R20.rvt

10mm

SCALE CHECK
1 in

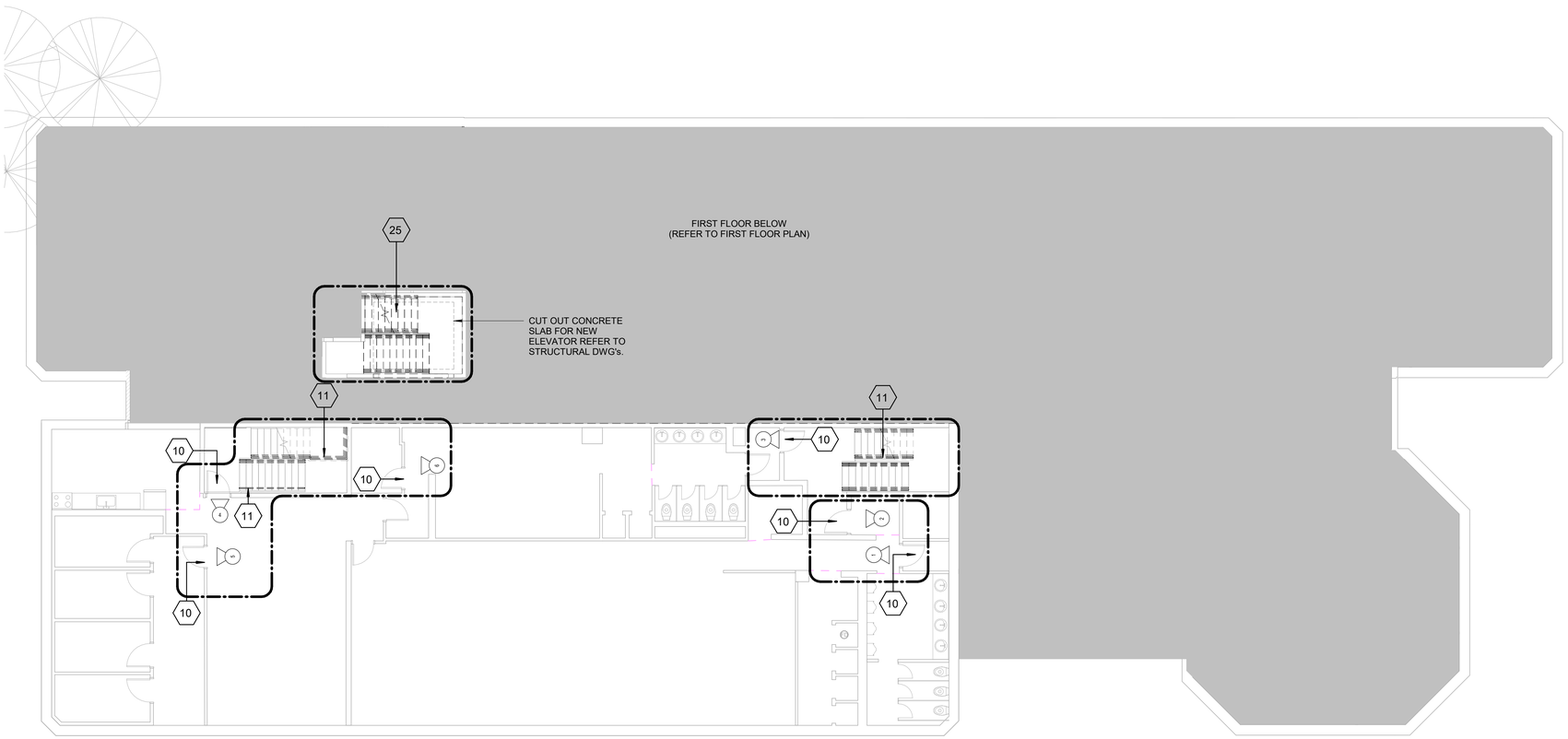

PHOTO 1


PHOTO 2


PHOTO 3


PHOTO 4

PHOTO 5


PHOTO 6

Scale 1:100

0 2.5 5 10 m

DEMOLITION KEY LEGEND

- EXISTING TO BE DEMOLISHED
- EXISTING INTERIOR PARTITION TO BE DEMOLISHED
- EXISTING EXTERIOR WALL TO REMAIN
- EXISTING PARTITION TO REMAIN
- EXISTING DOOR, FRAME, AND ASSOCIATED HARDWARE TO BE REMOVED
- EXISTING DOOR TO REMAIN
- DASHED AREA INDICATES AREA OF WORK

DEMOLITION GENERAL NOTES

1	Comments
•	REMOVE ALL EXISTING TACTILE SURFACE INDICATORS (WALKING ATTENTION INDICATOR, TEXTURAL WARNING STRIP, NOSING STRIP AND HAZARD STRIP ON HANDRAIL) INCLUDING ADHESIVE MATERIAL AND FASTENING SYSTEM. MAKE GOOD SURFACE TO RECEIVE NEW TACTILE SURFACE INDICATORS IN LOCATIONS SHOWN. INCREASE DEPTH AND EXTENT OF EXISTING FLOOR DEPRESSIONS AND/OR CUT BACK EXISTING FLOOR FINISH AS APPLICABLE TO SUIT THE NEW INSTALLATION.

DEMOLITION KEY NOTES

NO	DESCRIPTION
10	REMOVE EXISTING DOOR HARDWARE AS INDICATED IN DOOR SCHEDULE A9001 AND HARDWARE SCHEDULE WITHIN SPECIFICATIONS.
11	REMOVE EXISTING GUARDRAIL, HANDRAIL AND/OR HANDRAIL POST BASE. REPAIR AND MAKE GOOD ALL SURFACES.
25	DEMOLISH EXISTING CONCRETE STAIR OR RAMP. REMOVE DEBRIS AND PREPARE FOR NEW STAIR OR RAMP. PROVIDE SMOOTH TRANSITION BETWEEN SURFACES AND PROTECT SURROUNDING AREAS DURING THE WORK.

True North

Project North

CLIENT

CITY OF TORONTO

Corporate Real Estate Management
Project Management Office
Metro Hall Toronto, ON
M5V 3C6

COPYRIGHT
This drawing has been prepared solely for the intended use, thus any reproduction or distribution for any purpose other than authorized by Arcadis is forbidden. Written dimensions shall have precedence over scaled dimensions. Contractors shall verify and be responsible for all dimensions and conditions on the job, and Arcadis shall be informed of any variations from the dimensions and conditions shown on the drawing. Shop drawings shall be submitted to Arcadis for general conformance before proceeding with fabrication.

Arcadis Professional Services (Canada) Inc.

ISSUES

No.	DESCRIPTION	DATE
A	50% SUBMISSION	2021-11-19
B	90% SUBMISSION	2022-02-22
C	ISSUED FOR PERMIT	2022-03-18
D	ISSUED FOR TENDER	2025-04-11

CONSULTANTS

SEAL

PRIME CONSULTANT

ARCADIS

100 - 175 Galaxy Blvd,
Toronto, ON M9W 0C9, Canada
tel 416 679 1930
www.arcadis.com

PROJECT TITLE
CITY OF TORONTO
ACCESSIBILITY UPGRADES

PROJECT ADDRESS

POLICE NO. 33 DIVISION
50 UPJOHN RD

PROJECT NO:
9119-19-0162 / Arcadis 30279056

DRAWN BY:	CHECKED BY:
A.Sunil	**K.Tilahun**
PROJECT MGR:	APPROVED BY:
F. BOLOURIAN	**E.Fenuta**

SHEET TITLE
SECOND FLOOR
DEMOLITION PLAN

SHEET NUMBER
G05-249-A2121

ISSUE
D

SCALE CHECK
1 in
10mm

Autodesk Docs://122260 - CoT TAU Upgrades R2020/122260-TAU-5-249-50UPJHN-A-R20.rvt

4/9/2025 4:05:07 PM



PHOTO 14

PHOTO 15



PHOTO 16



PHOTO 17

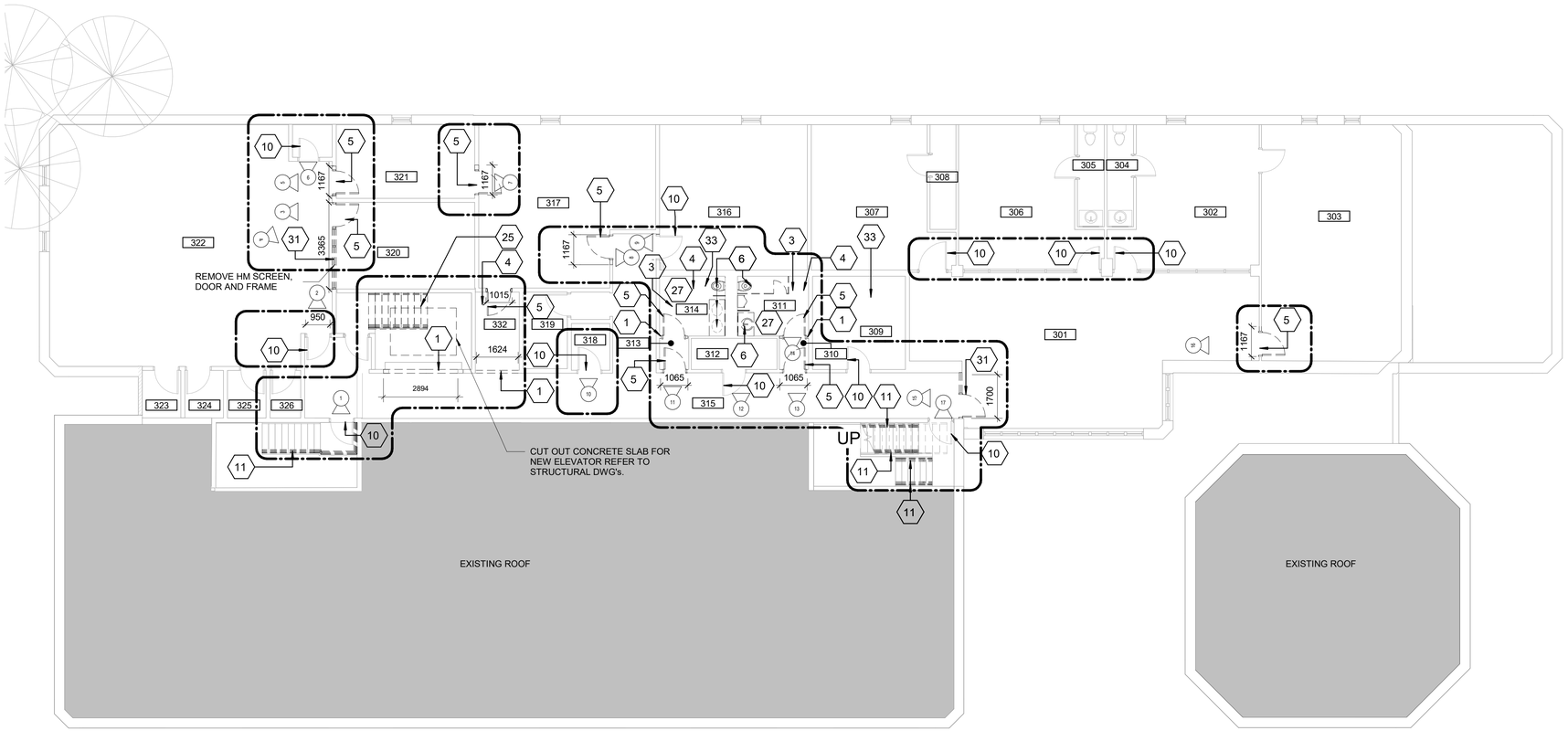

PHOTO 1

PHOTO 2



PHOTO 3



PHOTO 4

PHOTO 5



PHOTO 6



PHOTO 7

PHOTO 8

PHOTO 9

PHOTO 10



PHOTO 11

PHOTO 12



PHOTO 13

Scale 1:100

0 2.5 5 10 m

True North

Project North

DEMOLITION KEY LEGEND

- EXISTING TO BE DEMOLISHED
- EXISTING INTERIOR PARTITION TO BE DEMOLISHED
- EXISTING EXTERIOR WALL TO REMAIN
- EXISTING PARTITION TO REMAIN
- EXISTING DOOR, FRAME, AND ASSOCIATED HARDWARE TO BE REMOVED
- EXISTING DOOR TO REMAIN
- DASHED AREA INDICATES AREA OF WORK

DEMOLITION GENERAL NOTES

1	Comments
•	REMOVE ALL EXISTING TACTILE SURFACE INDICATORS (WALKING ATTENTION INDICATOR, TEXTURAL WARNING STRIP, NOSING STRIP AND HAZARD STRIP ON HANDRAIL) INCLUDING ADHESIVE MATERIAL AND FASTENING SYSTEM. MAKE GOOD SURFACE TO RECEIVE NEW TACTILE SURFACE INDICATORS IN LOCATIONS SHOWN. INCREASE DEPTH AND EXTENT OF EXISTING FLOOR DEPRESSIONS AND/OR CUT BACK EXISTING FLOOR FINISH AS APPLICABLE TO SUIT THE NEW INSTALLATION.

DEMOLITION KEY NOTES

NO	DESCRIPTION
1	REMOVE EXISTING WALL AND/OR COLUMN ENCLOSURE INCLUDING BUT NOT LIMITED TO TILE, CORNER GUARDS, METAL PANELS, WALL MOUNTED FIXTURES AND FINISHES AS INDICATED. PROVIDE SMOOTH TRANSITION BETWEEN SURFACES AT LOCATION OF DEMOLISHED AREA.
3	REMOVE EXISTING FLOORING AND BASE. REMOVE EXISTING TILE FLOORING TO CLOSEST FULL TILE OR TO EXTENT SHOWN. REPAIR, LEVEL AND CLEAN SURFACE READY TO RECEIVE NEW FLOOR FINISHES. REFER TO FINISH SCHEDULE.
4	REMOVE EXISTING CEILING TO THE EXTENT OF THE PROPOSED ROOM SIZE.
5	REMOVE EXISTING DOOR AND FRAME. CUT PARTITION TO ACCOMMODATE NEW DOOR AND FRAME. REPAIR ADJACENT AFFECTED WALL SURFACES. REFER TO DETAIL D1002 AND 1/D2300.
6	REMOVE EXISTING PLUMBING FIXTURES AND WASHROOM ACCESSORIES, CAP PLUMBING PIPES.
10	REMOVE EXISTING DOOR HARDWARE AS INDICATED IN DOOR SCHEDULE A9001 AND HARDWARE SCHEDULE WITHIN SPECIFICATIONS.
11	REMOVE EXISTING GUARDRAIL, HANDRAIL AND/OR HANDRAIL POST BASE. REPAIR AND MAKE GOOD ALL SURFACES.
25	DEMOLISH EXISTING CONCRETE STAIR OR RAMP, REMOVE DEBRIS AND PREPARE FOR NEW STAIR OR RAMP. PROVIDE SMOOTH TRANSITION BETWEEN SURFACES AND PROTECT SURROUNDING AREAS DURING THE WORK.
27	REMOVE EXISTING WALL TILE. REPAIR, LEVEL AND CLEAN SURFACE READY TO RECEIVE NEW WALL TILE. REFER TO FINISH SCHEDULE.
31	REMOVE EXISTING DOOR, WINDOW AND FRAME TO ACCOMMODATE NEW.
33	REMOVE EXISTING TILES, CLEAN AND PREPARE SURFACE TO RECEIVE NEW TILE.

CLIENT

CITY OF TORONTO

TORONTO

Corporate Real Estate Management
Project Management Office
Metro Hall Toronto, ON
M5V 3C6

COPYRIGHT

This drawing has been prepared solely for the intended use, thus any reproduction or distribution for any purpose other than authorized by Arcadis is forbidden. Written dimensions shall have precedence over scaled dimensions. Contractors shall verify and be responsible for all dimensions and conditions on the job, and Arcadis shall be informed of any variations from the dimensions and conditions shown on the drawing. Shop drawings shall be submitted to Arcadis for general conformance before proceeding with fabrication.

Arcadis Professional Services (Canada) Inc.

ISSUES

No.	DESCRIPTION	DATE
A	50% SUBMISSION	2021-11-19
B	90% SUBMISSION	2022-02-22
C	ISSUED FOR PERMIT	2022-03-18
D	ISSUED FOR TENDER	2025-04-11

CONSULTANTS

SEAL

PRIME CONSULTANT

ARCADIS

100 - 175 Galaxy Blvd,
Toronto, ON M9W 0C9, Canada
tel 416 679 1930
www.arcadis.com

PROJECT TITLE

CITY OF TORONTO
ACCESSIBILITY UPGRADES

PROJECT ADDRESS

POLICE NO. 33 DIVISION
50 UPJOHN RD

PROJECT NO:
9119-19-0162 / Arcadis 30279056

DRAWN BY:	CHECKED BY:
A.Sunil	**K.Tilahun**
PROJECT MGR:	APPROVED BY:
F. BOLOURIAN	**E.Fenuta**

SHEET TITLE

THIRD FLOOR
DEMOLITION PLAN

SHEET NUMBER	ISSUE
G05-249-A2131	D

SCALE CHECK 10mm 1 in

Autodesk Docs://122260 - CoT TAU Upgrades R2020/122260-TAU-5-249-50(UPJHN-A-R20.rvt

4/9/2025 4:05:10 PM

PHOTO 8

PHOTO 9


PHOTO 10

PHOTO 11

PHOTO 12

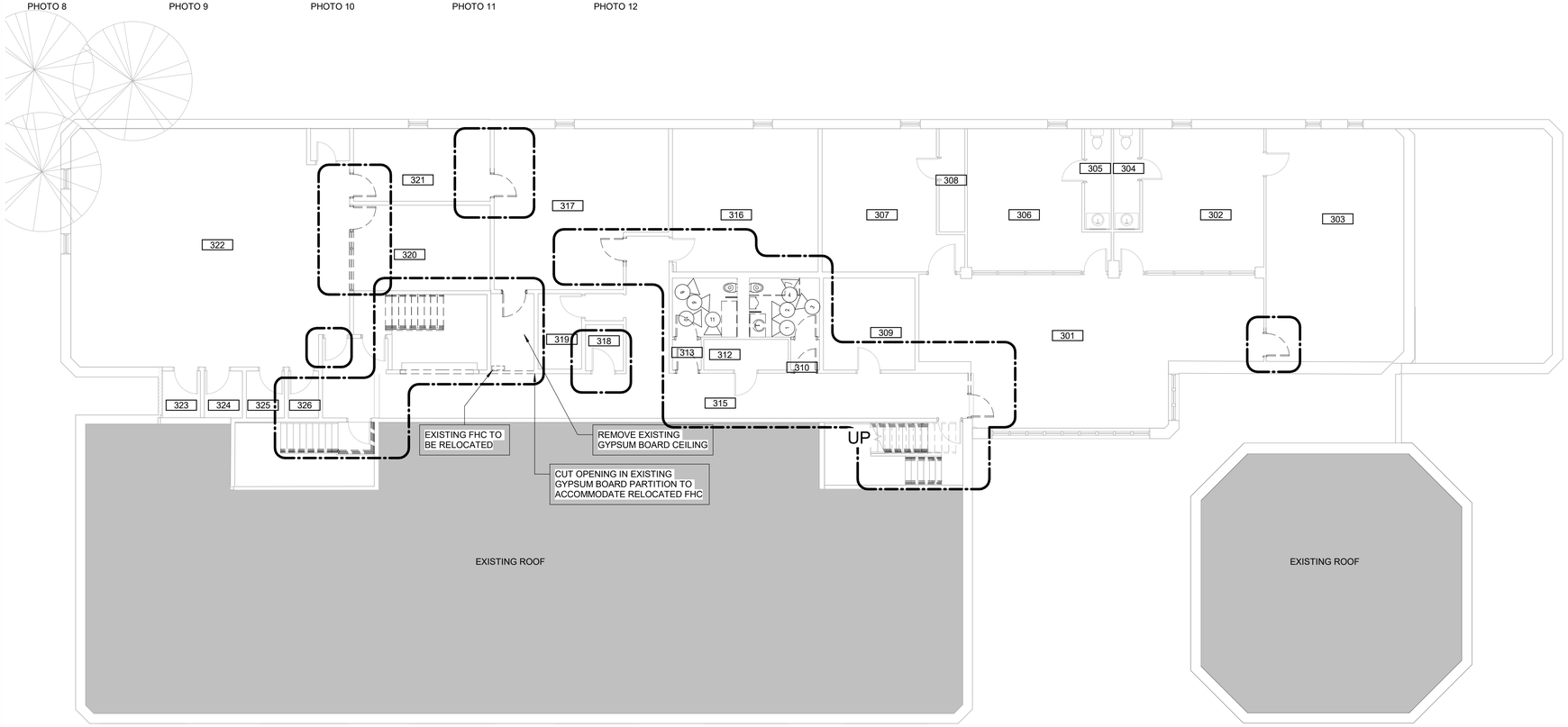


PHOTO 1

PHOTO 2

PHOTO 3

PHOTO 4

PHOTO 5

PHOTO 6

PHOTO 7

Scale 1:100

0 2.5 5 10 m

DEMOLITION KEY LEGEND

- EXISTING TO BE DEMOLISHED
- EXISTING INTERIOR PARTITION TO BE DEMOLISHED
- EXISTING EXTERIOR WALL TO REMAIN
- EXISTING PARTITION TO REMAIN
- EXISTING DOOR, FRAME, AND ASSOCIATED HARDWARE TO BE REMOVED
- EXISTING DOOR TO REMAIN
- DASHED AREA INDICATES AREA OF WORK

DEMOLITION GENERAL NOTES

1	Comments
•	REMOVE ALL EXISTING TACTILE SURFACE INDICATORS (WALKING ATTENTION INDICATOR, TEXTURAL WARNING STRIP, NOSING STRIP AND HAZARD STRIP ON HANDRAIL) INCLUDING ADHESIVE MATERIAL AND FASTENING SYSTEM. MAKE GOOD SURFACE TO RECEIVE NEW TACTILE SURFACE INDICATORS IN LOCATIONS SHOWN. INCREASE DEPTH AND EXTENT OF EXISTING FLOOR DEPRESSIONS AND/OR CUT BACK EXISTING FLOOR FINISH AS APPLICABLE TO SUIT THE NEW INSTALLATION.

True North

Project North

CLIENT

CITY OF TORONTO

Corporate Real Estate Management
Project Management Office
Metro Hall Toronto, ON
M5V 3C6

COPYRIGHT

This drawing has been prepared solely for the intended use, thus any reproduction or distribution for any purpose other than authorized by Arcadis is forbidden. Written dimensions shall have precedence over scaled dimensions. Contractors shall verify and be responsible for all dimensions and conditions on the job, and Arcadis shall be informed of any variations from the dimensions and conditions shown on the drawing. Shop drawings shall be submitted to Arcadis for general conformance before proceeding with fabrication.

Arcadis Professional Services (Canada) Inc.

ISSUES

No.	DESCRIPTION	DATE
A	50% SUBMISSION	2021-11-19
B	90% SUBMISSION	2022-02-22
C	ISSUED FOR PERMIT	2022-03-18
D	ISSUED FOR TENDER	2025-04-11

CONSULTANTS

SEAL

PRIME CONSULTANT

ARCADIS

100 - 175 Galaxy Blvd,
Toronto, ON M9W 0C9, Canada
tel 416 679 1930
www.arcadis.com

PROJECT TITLE

CITY OF TORONTO
ACCESSIBILITY UPGRADES

PROJECT ADDRESS

POLICE NO. 33 DIVISION
50 UPJOHN RD

PROJECT NO:
9119-19-0162 / Arcadis 30279056

DRAWN BY:	CHECKED BY:
Author	**Checker**
PROJECT MGR:	APPROVED BY:
F. BOLOURIAN	**Approver**

SHEET TITLE

THIRD FLOOR
DEMOLITION PLAN -
PHOTOGRAPHS

SHEET NUMBER

G05-249-A2132

ISSUE

D

SCALE CHECK
1 m
10mm

Autodesk Docs://122260 - CoT TAU Upgrades R20/20122260-TAU-5-249-50UPJHN-A-R20.rvt

4/9/2025 4:05:13 PM

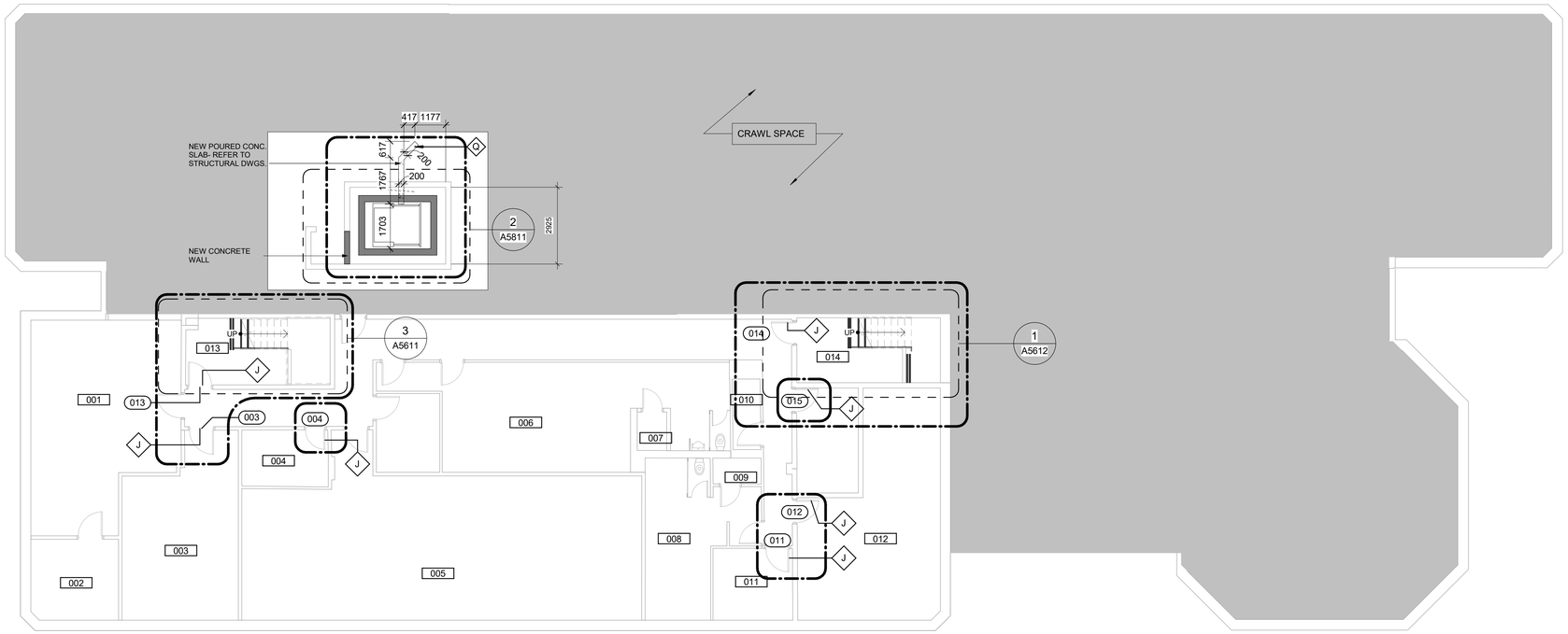

Scale 1:100

0 2.5 5 10 m

CONSTRUCTION KEY LEGEND

- EXISTING EXTERIOR WALL TO REMAIN
- EXISTING PARTITION TO REMAIN
- NEW EXTERIOR WALL REFER TO WALL SCHEDULE
- NEW PARTITION REFER TO PARTITION SCHEDULE
- EXISTING DOOR TO REMAIN
- ### NEW DOOR AND/ OR NEW HARDWARE
- DASHED AREA INDICATES AREA OF WORK

CONSTRUCTION GENERAL NOTES

1	NEW DOOR CARD READER AND BARRIER FREE PUSH BUTTON - REFER TO ELECTRICAL DRAWINGS. FOR LOCATION AND HEIGHT INSTALLATION REFER TO ARCHITECTURAL DETAIL BOOKLET.
2	REPAINT ENTIRE WALL AFTER WALL-MOUNTED HANDRAIL REPLACEMENT – UNLESS OTHERWISE NOTED. COLOUR AND FINISH TO MATCH EXISTING

CONSTRUCTION KEY NOTES

NO	DESCRIPTION
J	EXISTING DOOR TO REMAIN. DOOR HARDWARE TO BE CHANGED AS PER DOOR SCHEDULE ON A9001 AND DOOR HARDWARE SCHEDULE IN THE SPECIFICATIONS.
Q	PATCH, REPAIR AND MAKE GOOD EXISTING FLOOR SLAB.

True North

Project North

CLIENT

CITY OF TORONTO

Corporate Real Estate Management
Project Management Office
Metro Hall Toronto, ON
M5V 3C6

COPYRIGHT

This drawing has been prepared solely for the intended use, thus any reproduction or distribution for any purpose other than authorized by Arcadis is forbidden. Written dimensions shall have precedence over scaled dimensions. Contractors shall verify and be responsible for all dimensions and conditions on the job, and Arcadis shall be informed of any variations from the dimensions and conditions shown on the drawing. Shop drawings shall be submitted to Arcadis for general conformance before proceeding with fabrication.

Arcadis Professional Services (Canada) Inc.

ISSUES

No.	DESCRIPTION	DATE
A	50% SUBMISSION	2021-11-19
B	90% SUBMISSION	2022-02-22
C	ISSUED FOR PERMIT	2022-03-18
D	ISSUED FOR TENDER	2025-04-11

CONSULTANTS

SEAL

PRIME CONSULTANT

ARCADIS

100 - 175 Galaxy Blvd,
Toronto, ON M9W 0C9, Canada
tel 416 679 1930
www.arcadis.com

PROJECT TITLE

CITY OF TORONTO
ACCESSIBILITY UPGRADES

PROJECT ADDRESS

POLICE NO. 33 DIVISION
50 UPJOHN RD

PROJECT NO:
9119-19-0162 / Arcadis 30279056

DRAWN BY:	CHECKED BY:
A.Sunil	**K.Tilahun**
PROJECT MGR:	APPROVED BY:
F. BOLOURIAN	**E.Fenuta**

SHEET TITLE

BASEMENT PROPOSED PLAN

SHEET NUMBER

G05-249-A2401

ISSUE

D

SCALE CHECK 10mm 1 in

Autodesk Docs://122260- CoT TAU Upgrades R2020/122260-TAU-5-249-50UPJHN-A-R20.rvt

4/9/2025 4:05:14 PM

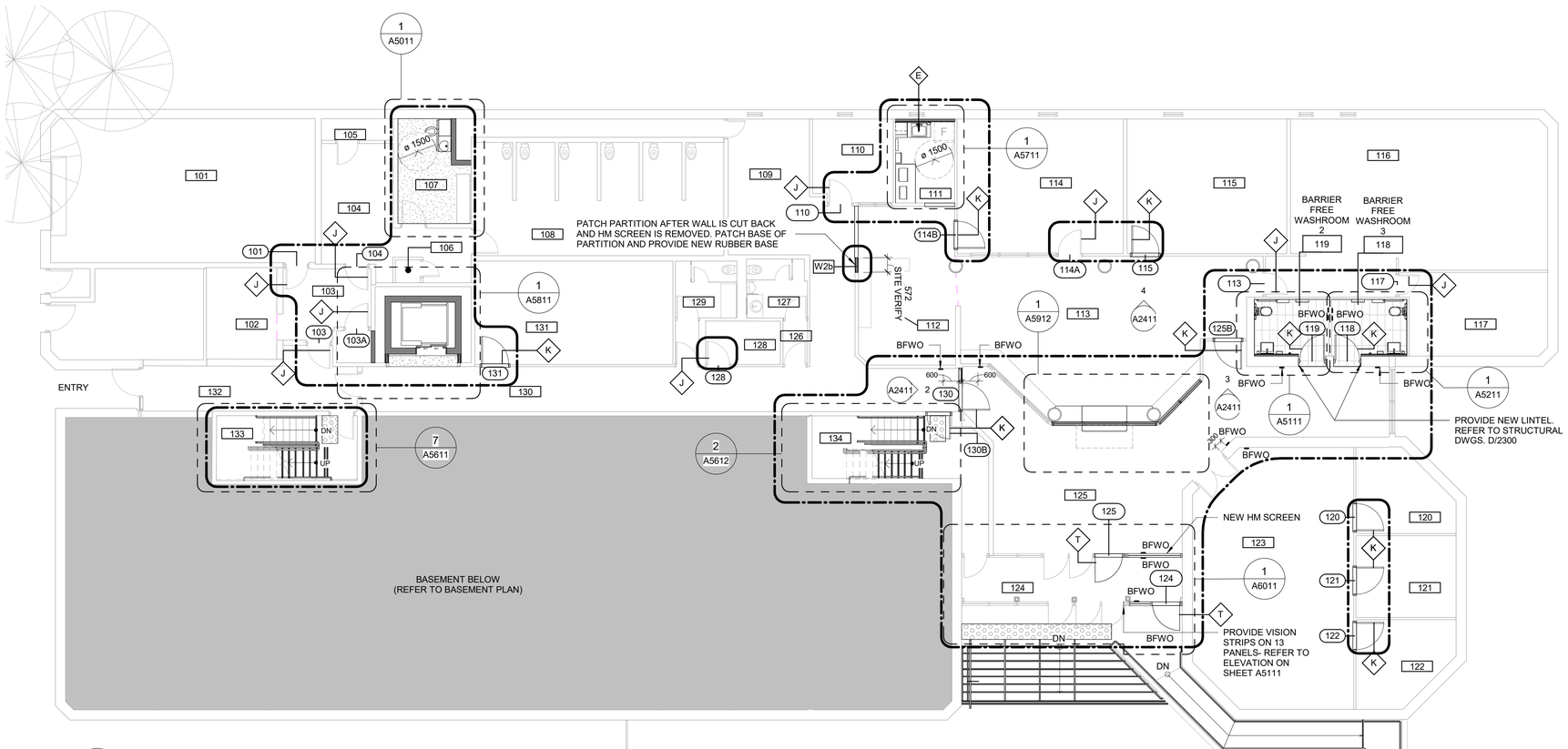

1 A2411 FIRST FLOOR-PROPOSED
Scale: 1 : 100

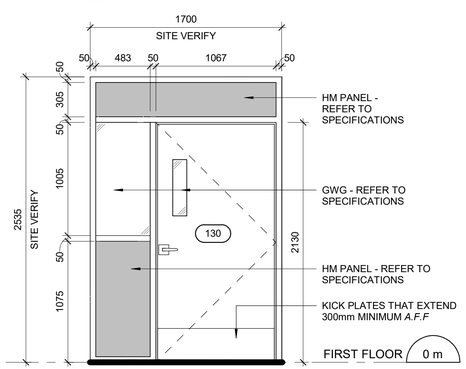

2 A2411 DOOR 130 - ELEVATION
Scale: 1 : 25

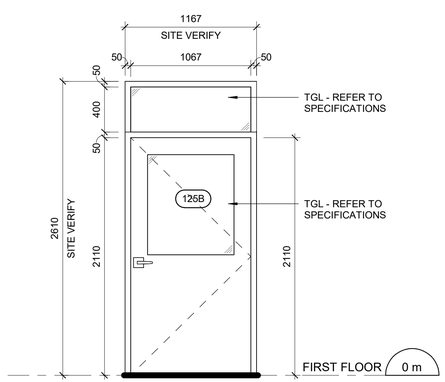

3 A2411 DOOR 125B - ELEVATION
Scale: 1 : 25

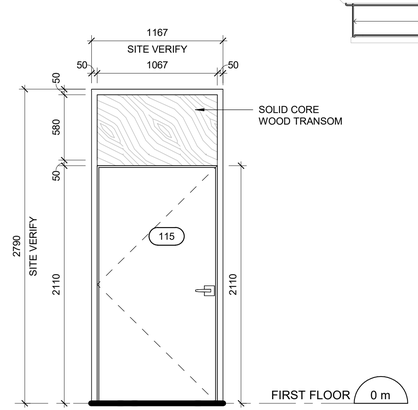

4 A2411 DOOR 115 - ELEVATION
Scale: 1 : 25

CONSTRUCTION KEY LEGEND

- EXISTING EXTERIOR WALL TO REMAIN
- EXISTING PARTITION TO REMAIN
- NEW EXTERIOR WALL REFER TO WALL SCHEDULE
- NEW PARTITION REFER TO PARTITION SCHEDULE
- EXISTING DOOR TO REMAIN
- ### NEW DOOR AND/ OR NEW HARDWARE
- DASHED AREA INDICATES AREA OF WORK

CONSTRUCTION GENERAL NOTES

1	NEW DOOR CARD READER AND BARRIER FREE PUSH BUTTON - REFER TO ELECTRICAL DRAWINGS. FOR LOCATION AND HEIGHT INSTALLATION REFER TO ARCHITECTURAL DETAIL BOOKLET.
2	REPAINT ENTIRE WALL AFTER WALL-MOUNTED HANDRAIL REPLACEMENT – UNLESS OTHERWISE NOTED. COLOUR AND FINISH TO MATCH EXISTING

CONSTRUCTION KEY NOTES

NO	DESCRIPTION
E	CONSTRUCT NEW KITCHEN MILLWORK. REFER TO MILLWORK DETAILS 1/D1301, 2/D1301, 3/D1301, 4/D1301, 1/D1302, 2/D1302, 3/D1302, 4/1302, 5/D1302, 6/D1302, 8/D1302.
J	EXISTING DOOR TO REMAIN. DOOR HARDWARE TO BE CHANGED AS PER DOOR SCHEDULE ON A9001 AND DOOR HARDWARE SCHEDULE IN THE SPECIFICATIONS.
K	INSTALL NEW DOOR AND FRAME. REFER TO DOOR SCHEDULE A9001, G0004 AND DOOR HARDWARE SCHEDULE IN THE SPECIFICATIONS.
T	INSTALL NEW STOREFRONT FRAMING TO MATCH EXISTING WITH NEW DOOR PER SPECIFIED WIDTH AND HEIGHT. REFER TO DOOR SCHEDULE A9001 AND DOOR HARDWARE SCHEDULE IN THE SPECIFICATIONS.

True North
Project North
1 x 1

CLIENT
CITY OF TORONTO
TORONTO
Corporate Real Estate Management
Project Management Office
Metro Hall Toronto, ON
M5V 3C6

COPYRIGHT
This drawing has been prepared solely for the intended use, thus any reproduction or distribution for any purpose other than authorized by Arcadis is forbidden. Written dimensions shall have precedence over scaled dimensions. Contractors shall verify and be responsible for all dimensions and conditions on the job, and Arcadis shall be informed of any variations from the dimensions and conditions shown on the drawing. Shop drawings shall be submitted to Arcadis for general conformance before proceeding with fabrication.
Arcadis Professional Services (Canada) Inc.

ISSUES

No.	DESCRIPTION	DATE
A	50% SUBMISSION	2021-11-19
B	90% SUBMISSION	2022-02-22
C	ISSUED FOR PERMIT	2022-03-18
D	ISSUED FOR TENDER	2025-04-11

CONSULTANTS

SEAL

PRIME CONSULTANT
ARCADIS
100 - 175 Galaxy Blvd,
Toronto, ON M9W 0C9, Canada
tel 416 679 1930
www.arcadis.com

PROJECT TITLE
CITY OF TORONTO
ACCESSIBILITY UPGRADES

PROJECT ADDRESS
POLICE NO. 33 DIVISION
50 UPJOHN RD

PROJECT NO:
9119-19-0162 / Arcadis 30279056

DRAWN BY:	CHECKED BY:
A.Sunil	**K.Tilahun**
PROJECT MGR: **F. BOLOURIAN**	APPROVED BY: **E.Fenuta**

SHEET TITLE
FIRST FLOOR
PROPOSED PLAN

SHEET NUMBER
G05-249-A2411

ISSUE
D

SCALE CHECK
10mm
1 in

Autodesk Docs://122260- CoT TAU Upgrades R2020/122260-TAU-5-249-50UPJHN-A-R20.rvt

4/9/2025 4:05:16 PM

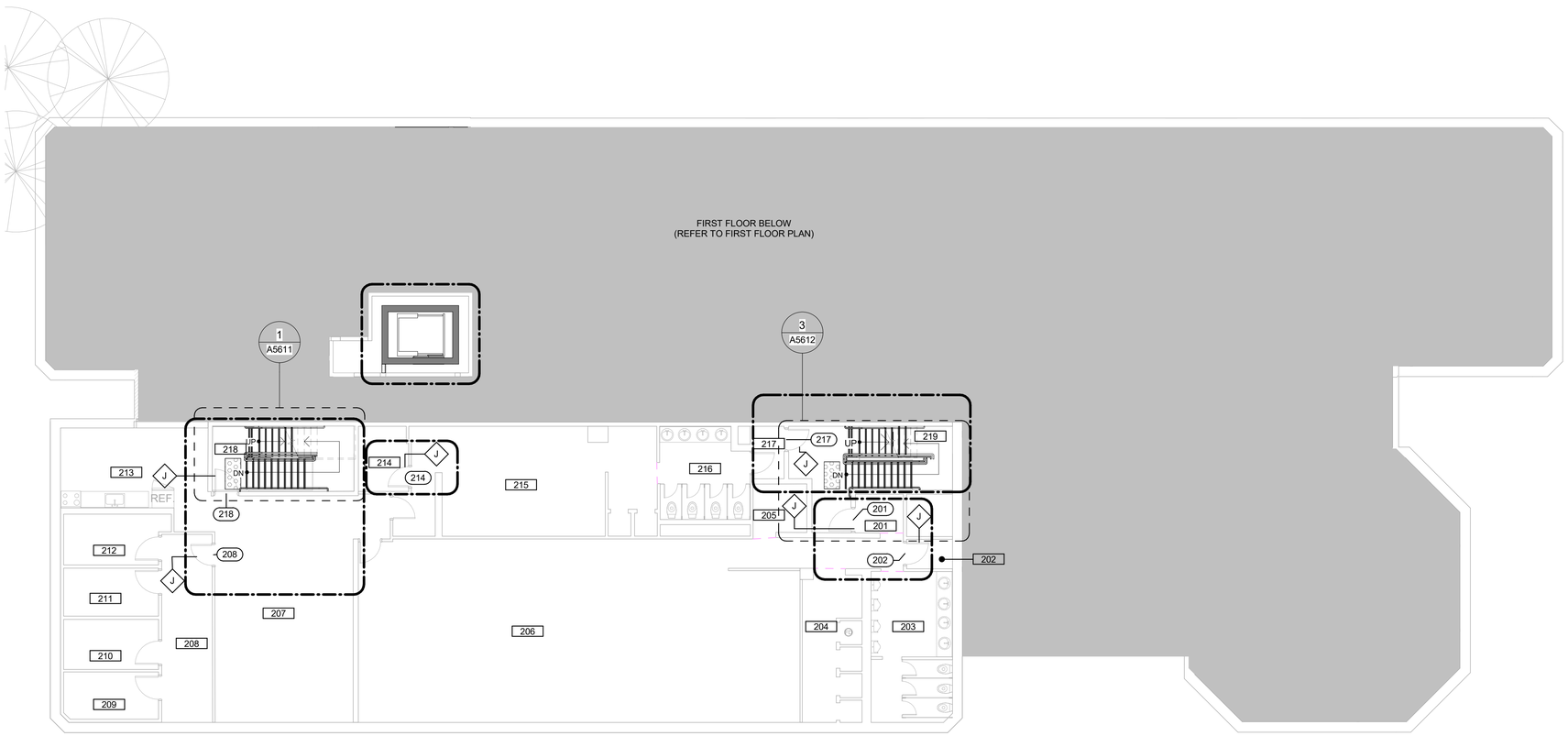

Scale 1:100

0 2.5 5 10 m

CONSTRUCTION KEY LEGEND

- EXISTING EXTERIOR WALL TO REMAIN
- EXISTING PARTITION TO REMAIN
- NEW EXTERIOR WALL REFER TO WALL SCHEDULE
- NEW PARTITION REFER TO PARTITION SCHEDULE
- EXISTING DOOR TO REMAIN
- ### NEW DOOR AND/ OR NEW HARDWARE
- DASHED AREA INDICATES AREA OF WORK

CONSTRUCTION GENERAL NOTES

1	NEW DOOR CARD READER AND BARRIER FREE PUSH BUTTON - REFER TO ELECTRICAL DRAWINGS. FOR LOCATION AND HEIGHT INSTALLATION REFER TO ARCHITECTURAL DETAIL BOOKLET.
2	REPAINT ENTIRE WALL AFTER WALL-MOUNTED HANDRAIL REPLACEMENT – UNLESS OTHERWISE NOTED. COLOUR AND FINISH TO MATCH EXISTING

CONSTRUCTION KEY NOTES

NO	DESCRIPTION
J	EXISTING DOOR TO REMAIN. DOOR HARDWARE TO BE CHANGED AS PER DOOR SCHEDULE ON A9001 AND DOOR HARDWARE SCHEDULE IN THE SPECIFICATIONS.

True North

Project North

CLIENT

CITY OF TORONTO

Corporate Real Estate Management
Project Management Office
Metro Hall Toronto, ON
M5V 3C6

COPYRIGHT
This drawing has been prepared solely for the intended use, thus any reproduction or distribution for any purpose other than authorized by Arcadis is forbidden. Written dimensions shall have precedence over scaled dimensions. Contractors shall verify and be responsible for all dimensions and conditions on the job, and Arcadis shall be informed of any variations from the dimensions and conditions shown on the drawing. Shop drawings shall be submitted to Arcadis for general conformance before proceeding with fabrication.

Arcadis Professional Services (Canada) Inc.

ISSUES

No.	DESCRIPTION	DATE
A	50% SUBMISSION	2021-11-19
B	90% SUBMISSION	2022-02-22
C	ISSUED FOR PERMIT	2022-03-18
D	ISSUED FOR TENDER	2025-04-11

CONSULTANTS

SEAL

PRIME CONSULTANT

ARCADIS

100 - 175 Galaxy Blvd,
Toronto, ON M9W 0C9, Canada
tel 416 679 1930
www.arcadis.com

PROJECT TITLE

CITY OF TORONTO
ACCESSIBILITY UPGRADES

PROJECT ADDRESS

POLICE NO. 33 DIVISION
50 UPJOHN RD

PROJECT NO:
9119-19-0162 / Arcadis 30279056

DRAWN BY:	CHECKED BY:
A.Sunil	**K.Tilahun**
PROJECT MGR:	APPROVED BY:
F. BOLOURIAN	**E.Fenuta**

SHEET TITLE

SECOND FLOOR
PROPOSED PLAN

SHEET NUMBER
G05-249-A2421

ISSUE
D

SCALE CHECK
10mm
1 in

Autodesk Docs://122260 - CoT TAU Upgrades R2020/122260-TAU-5-249-50UP-JHN-A-R20.rvt

4/9/2025 4:05:17 PM

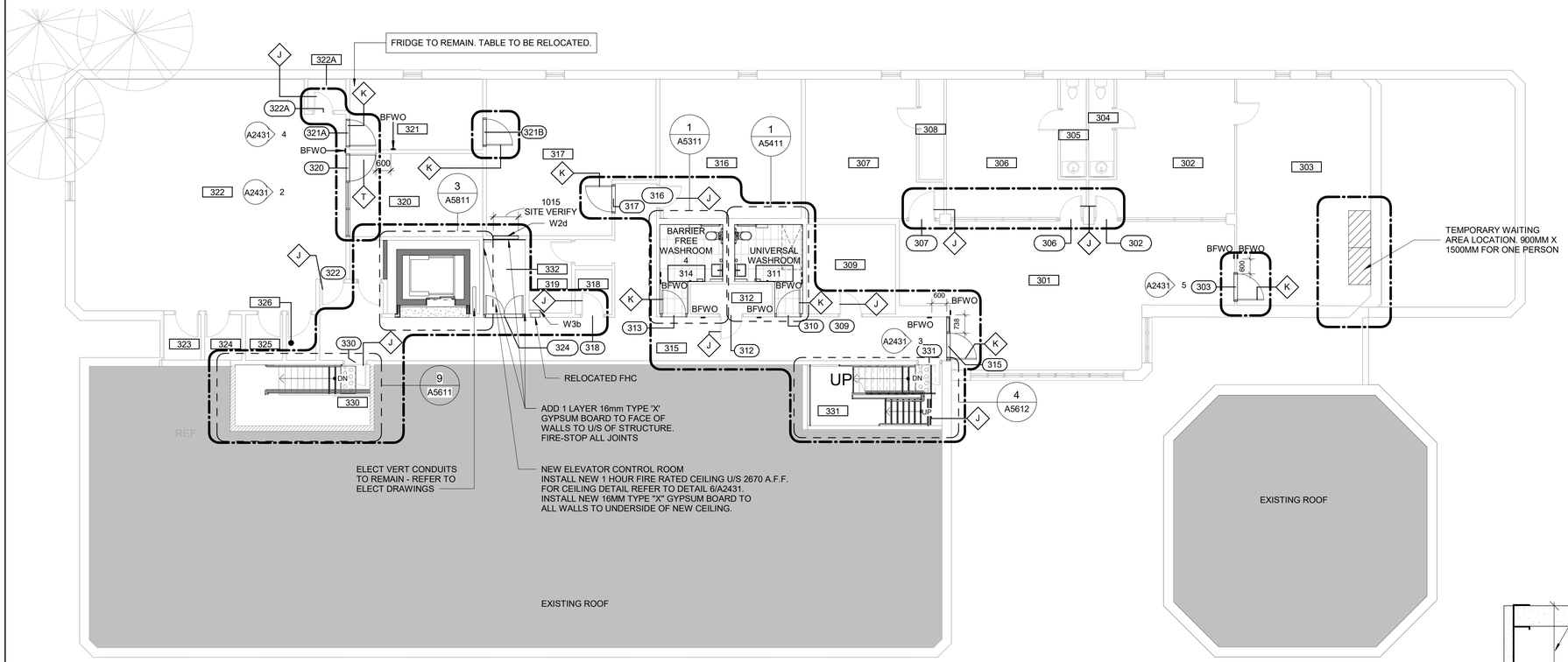

1 A2431 THIRD FLOOR-PROPOSED PLAN
Scale: 1 : 100

CONSTRUCTION KEY LEGEND

- EXISTING EXTERIOR WALL TO REMAIN
- EXISTING PARTITION TO REMAIN
- NEW EXTERIOR WALL REFER TO WALL SCHEDULE
- NEW PARTITION REFER TO PARTITION SCHEDULE
- EXISTING DOOR TO REMAIN
- ### NEW DOOR AND/ OR NEW HARDWARE
- DASHED AREA INDICATES AREA OF WORK

CONSTRUCTION GENERAL NOTES

1	NEW DOOR CARD READER AND BARRIER FREE PUSH BUTTON - REFER TO ELECTRICAL DRAWINGS. FOR LOCATION AND HEIGHT INSTALLATION REFER TO ARCHITECTURAL DETAIL BOOKLET.
2	REPAINT ENTIRE WALL AFTER WALL-MOUNTED HANDRAIL REPLACEMENT – UNLESS OTHERWISE NOTED. COLOUR AND FINISH TO MATCH EXISTING

CONSTRUCTION KEY NOTES

NO	DESCRIPTION
J	EXISTING DOOR TO REMAIN. DOOR HARDWARE TO BE CHANGED AS PER DOOR SCHEDULE ON A9001 AND DOOR HARDWARE SCHEDULE IN THE SPECIFICATIONS.
K	INSTALL NEW DOOR AND FRAME. REFER TO DOOR SCHEDULE A9001, G0004 AND DOOR HARDWARE SCHEDULE IN THE SPECIFICATIONS.
T	INSTALL NEW STOREFRONT FRAMING TO MATCH EXISTING WITH NEW DOOR PER SPECIFIED WIDTH AND HEIGHT. REFER TO DOOR SCHEDULE A9001 AND DOOR HARDWARE SCHEDULE IN THE SPECIFICATIONS.

6 A2431 CEILING DETAIL
Scale: 1 : 5

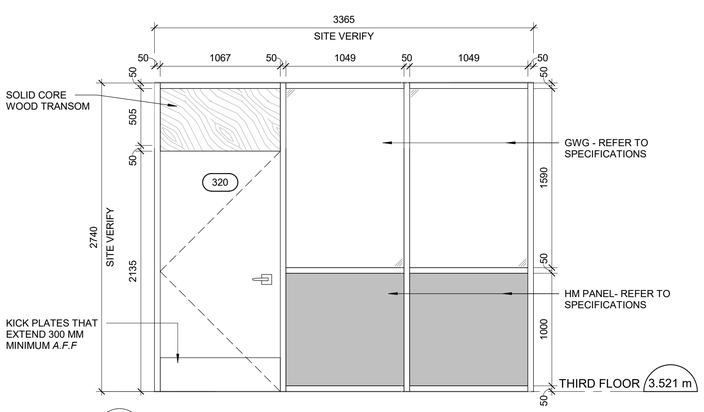

2 A2431 DOOR 320 - ELEVATION
Scale: 1 : 25

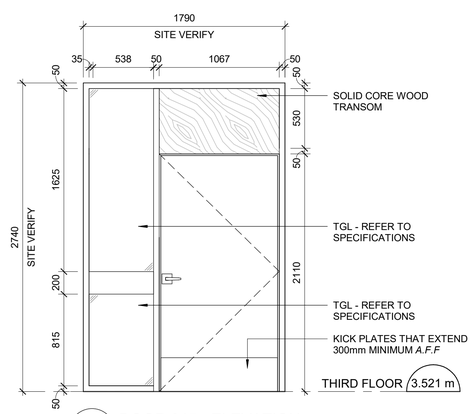

3 A2431 DOOR 315 - ELEVATION
Scale: 1 : 25

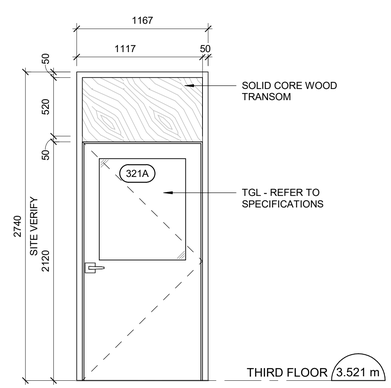

4 A2431 DOOR 321A - ELEVATION
Scale: 1 : 25

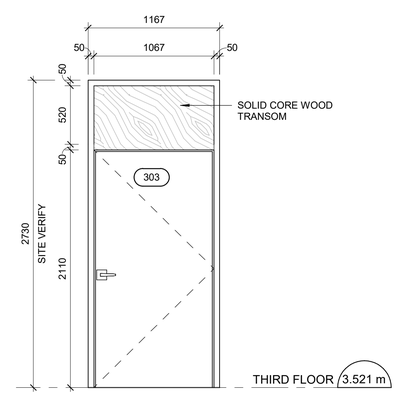

5 A2431 DOOR 303 - ELEVATION
Scale: 1 : 25

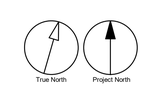

CLIENT
CITY OF TORONTO
Corporate Real Estate Management
Project Management Office
Metro Hall Toronto, ON
M5V 3C6

COPYRIGHT
This drawing has been prepared solely for the intended use, thus any reproduction or distribution for any purpose other than authorized by Arcadis is forbidden. Written dimensions shall have precedence over scaled dimensions. Contractors shall verify and be responsible for all dimensions and conditions on the job, and Arcadis shall be informed of any variations from the dimensions and conditions shown on the drawing. Shop drawings shall be submitted to Arcadis for general conformance before proceeding with fabrication.
Arcadis Professional Services (Canada) Inc.

ISSUES

No.	DESCRIPTION	DATE
A	50% SUBMISSION	2021-11-19
B	90% SUBMISSION	2022-02-22
C	ISSUED FOR PERMIT	2022-03-18
D	ISSUED FOR TENDER	2025-04-11

CONSULTANTS

SEAL

PRIME CONSULTANT
ARCADIS
100 - 175 Galaxy Blvd,
Toronto, ON M9W 0C9, Canada
tel 416 679 1930
www.arcadis.com

PROJECT TITLE
CITY OF TORONTO ACCESSIBILITY UPGRADES

PROJECT ADDRESS
POLICE NO. 33 DIVISION
50 UPJOHN RD

PROJECT NO:
9119-19-0162 / Arcadis 30279056

DRAWN BY:	CHECKED BY:
A.Sunil	**K.Tilahun**
PROJECT MGR: **F. BOLOURIAN**	APPROVED BY: **E.Fenuta**

SHEET TITLE
THIRD FLOOR PROPOSED PLAN

SHEET NUMBER
G05-249-A2431

ISSUE
D

Autodesk Docs://122260 - CoT TAU Upgrades R2020/122260-TAU-5-249-50UPJHN-A-R20.rvt

10mm
SCALE CHECK
1 in

4/9/2025 4:05:19 PM

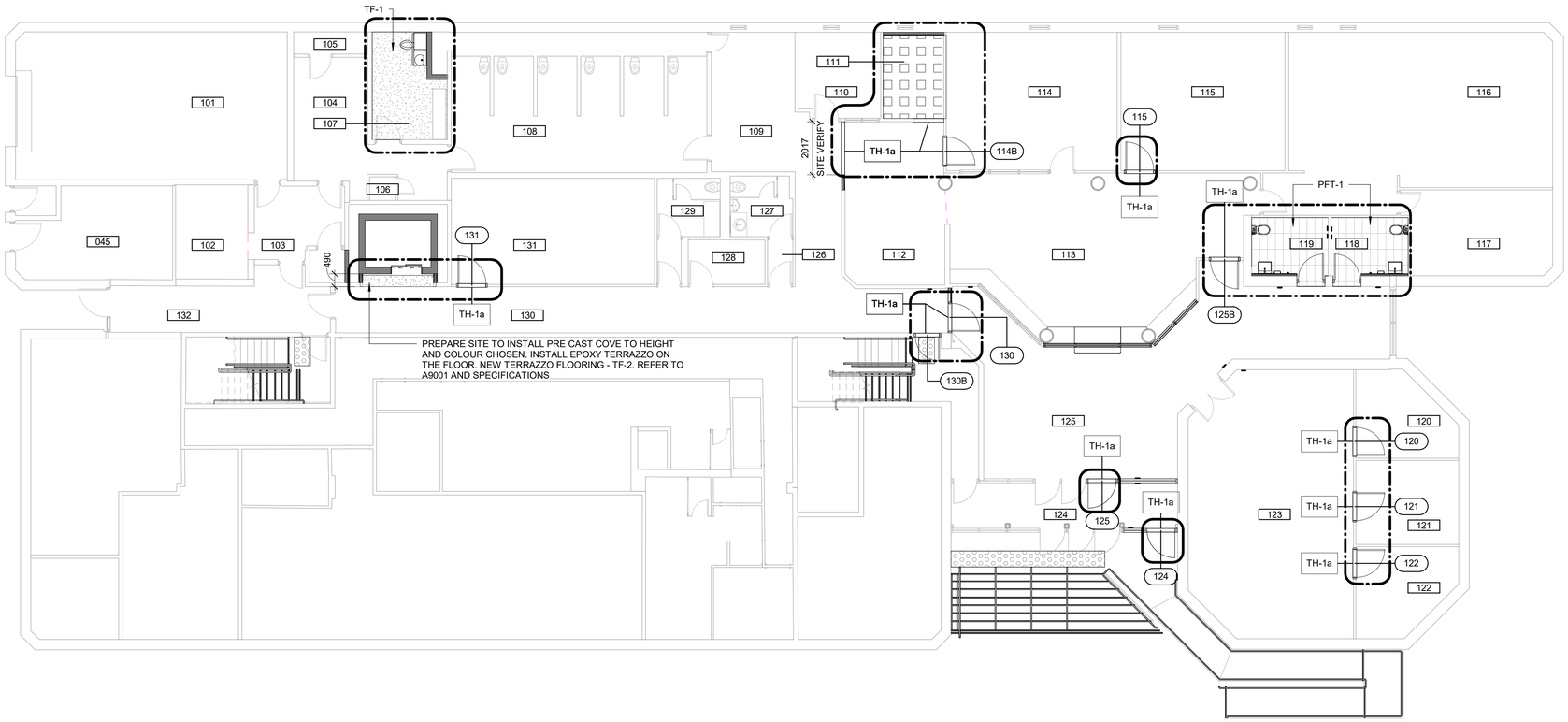

FLOOR FINISHES LEGEND

- VINYL COMPOSITE TILE
- CARPET TILE
- PORCELAIN SHOWER TILE
- PORCELAIN TILE
- CONCRETE SEALER
- FLOOR FINISH TO MATCH EXISTING REFER TO ROOM FINISH SCHEDULE
- DASHED AREA INDICATES AREA OF WORK

FLOOR FINISH GENERAL NOTES

1	FLOOR FINISH PLANS TO BE READ IN CONJUNCTION WITH ROOM FINISH SCHEDULE AND SPECIFICATIONS.
2	PROTECT ALL NEW AND EXISTING FLOOR FINISHES WITH PLYWOOD SHEETS ANYWHERE OTHER CONSTRUCTION WORK IS STILL ONGOING.
3	CHANGE OF FLOORING MATERIAL TO OCCUR BELOW THE DOOR LEAF UNLESS OTHERWISE INDICATED.
4	WHERE A CHANGE OF MATERIAL THICKNESS OCCURS, PROVIDE THRESHOLD AS PER DETAILS AND SPECIFICATIONS.
5	PROVIDE REPLACEMENT FLOOR FINISH TO MATCH EXISTING FOR ANY FLOORING DAMAGED DUE TO WORK OF THIS PROJECT.

Scale 1:100

0 2.5 5 10 m

True North

Project North

4/9/2025 4:05:20 PM

CLIENT

CITY OF TORONTO

Corporate Real Estate Management
Project Management Office
Metro Hall Toronto, ON
M5V 3C6

COPYRIGHT

This drawing has been prepared solely for the intended use, thus any reproduction or distribution for any purpose other than authorized by Arcadis is forbidden. Written dimensions shall have precedence over scaled dimensions. Contractors shall verify and be responsible for all dimensions and conditions on the job, and Arcadis shall be informed of any variations from the dimensions and conditions shown on the drawing. Shop drawings shall be submitted to Arcadis for general conformance before proceeding with fabrication.

Arcadis Professional Services (Canada) Inc.

ISSUES

No.	DESCRIPTION	DATE
A	50% SUBMISSION	2021-11-19
B	90% SUBMISSION	2022-02-22
C	ISSUED FOR PERMIT	2022-03-18
D	ISSUED FOR TENDER	2025-04-11

CONSULTANTS

SEAL

PRIME CONSULTANT

ARCADIS

100 - 175 Galaxy Blvd,
Toronto, ON M9W 0C9, Canada
tel 416 679 1930
www.arcadis.com

PROJECT TITLE

CITY OF TORONTO
ACCESSIBILITY UPGRADES

PROJECT ADDRESS

POLICE NO. 33 DIVISION
50 UPJOHN RD

PROJECT NO:
9119-19-0162 / Arcadis 30279056

DRAWN BY: **A.Sunil**	CHECKED BY: **K.Tilahun**
PROJECT MGR: **F. BOLOURIAN**	APPROVED BY: **E.Fenuta**

SHEET TITLE

FIRST FLOOR FLOOR
FINISH PLAN

SHEET NUMBER

G05-249-A2611

ISSUE

D

Autodesk Docs://122260 - CoT TAU Upgrades R2020/122260-TAU-5-249-50UPJHN-A-R20.rvt

SCALE CHECK
10mm
1 in

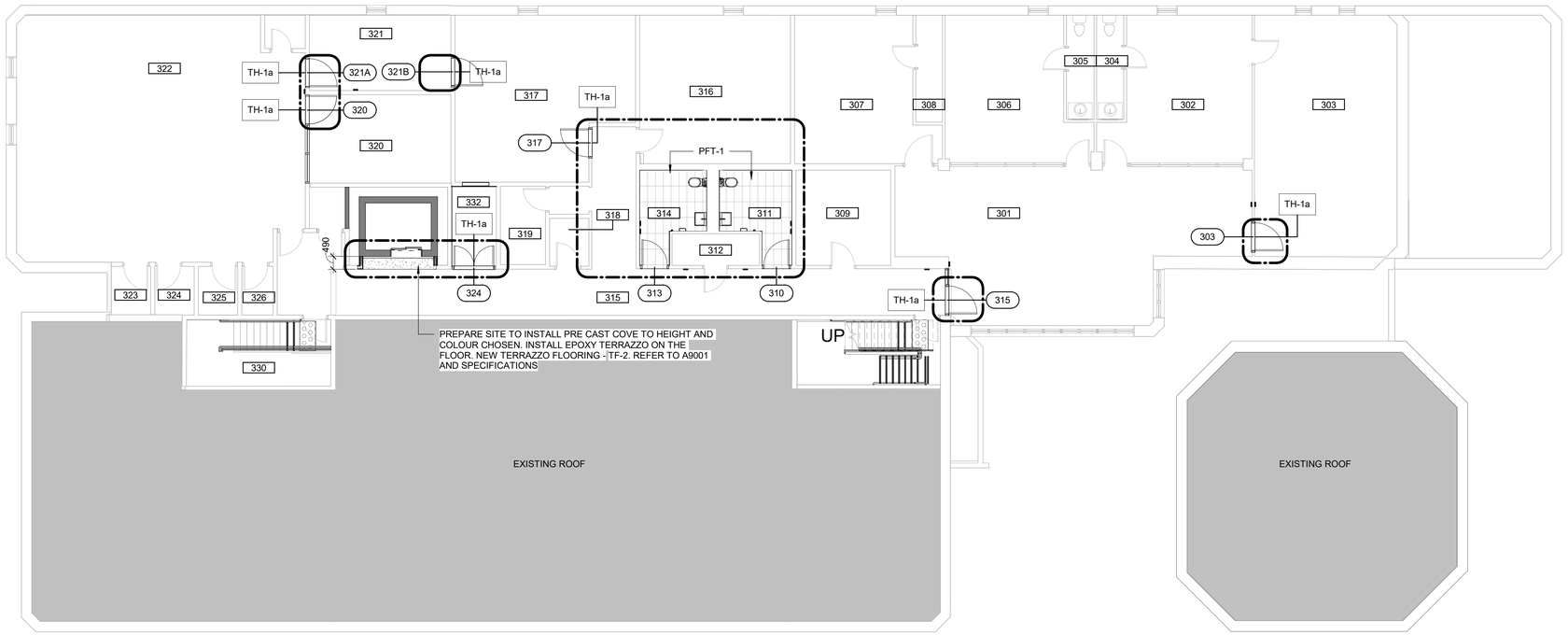

FLOOR FINISHES LEGEND

- VINYL COMPOSITE TILE
- CARPET TILE
- PORCELAIN SHOWER TILE
- PORCELAIN TILE
- CONCRETE SEALER
- FLOOR FINISH TO MATCH EXISTING REFER TO ROOM FINISH SCHEDULE
- DASHED AREA INDICATES AREA OF WORK

FLOOR FINISH GENERAL NOTES

1	FLOOR FINISH PLANS TO BE READ IN CONJUNCTION WITH ROOM FINISH SCHEDULE AND SPECIFICATIONS.
2	PROTECT ALL NEW AND EXISTING FLOOR FINISHES WITH PLYWOOD SHEETS ANYWHERE OTHER CONSTRUCTION WORK IS STILL ONGOING.
3	CHANGE OF FLOORING MATERIAL TO OCCUR BELOW THE DOOR LEAF UNLESS OTHERWISE INDICATED.
4	WHERE A CHANGE OF MATERIAL THICKNESS OCCURS, PROVIDE THRESHOLD AS PER DETAILS AND SPECIFICATIONS.
5	PROVIDE REPLACEMENT FLOOR FINISH TO MATCH EXISTING FOR ANY FLOORING DAMAGED DUE TO WORK OF THIS PROJECT.

Scale 1:100

0 2.5 5 10 m

True North Project North

4/9/2025 4:05:21 PM

CLIENT

CITY OF TORONTO

Corporate Real Estate Management
Project Management Office
Metro Hall Toronto, ON
M5V 3C6

COPYRIGHT
This drawing has been prepared solely for the intended use, thus any reproduction or distribution for any purpose other than authorized by Arcadis is forbidden. Written dimensions shall have precedence over scaled dimensions. Contractors shall verify and be responsible for all dimensions and conditions on the job, and Arcadis shall be informed of any variations from the dimensions and conditions shown on the drawing. Shop drawings shall be submitted to Arcadis for general conformance before proceeding with fabrication.

Arcadis Professional Services (Canada) Inc.

ISSUES

No.	DESCRIPTION	DATE
A	50% SUBMISSION	2021-11-19
B	90% SUBMISSION	2022-02-22
C	ISSUED FOR PERMIT	2022-03-18
D	ISSUED FOR TENDER	2025-04-11

CONSULTANTS

SEAL

PRIME CONSULTANT

ARCADIS

100 - 175 Galaxy Blvd,
Toronto, ON M9W 0C9, Canada
tel 416 679 1930
www.arcadis.com

PROJECT TITLE

CITY OF TORONTO
ACCESSIBILITY UPGRADES

PROJECT ADDRESS

POLICE NO. 33 DIVISION
50 UPJOHN RD

PROJECT NO:
9119-19-0162 / Arcadis 30279056

DRAWN BY:	CHECKED BY:
A.Sunil	**K.Tilahun**
PROJECT MGR: **F. BOLOURIAN**	APPROVED BY: **E.Fenuta**

SHEET TITLE

THIRD FLOOR FLOOR
FINISH PLAN

SHEET NUMBER

G05-249-A2631

ISSUE

D

Autodesk Docs://122260 - CoT TAU Upgrades R2020/122260-TAU-5-249-50/UPJHN-A-R20.rvt

SCALE CHECK 10mm 1 in

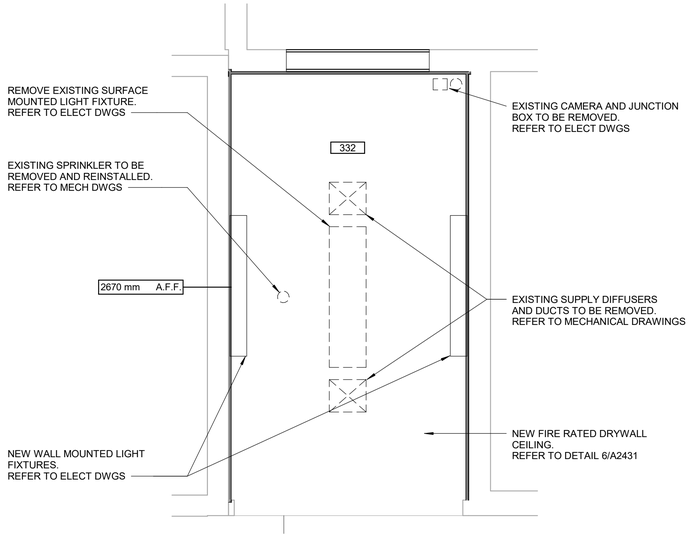

1 / A2831 THIRD FLOOR-PROPOSED RCP
Scale: 1 : 20

CEILING LEGEND

- SUSPENDED METAL GRID AND LAY-IN ACOUSTIC TILE SIZE TO MATCH EXISTING
- SUPPLY / RETURN DUCT
- CEILING, PENDANT OR WALL MOUNTED LUMINAIRE
- CEILING OR PENDANT MOUNTED LUMINAIRE

CEILING GENERAL NOTES

1	PROPOSED CEILING HEIGHT TO MATCH EXISTING, UNLESS OTHERWISE NOTED.

True North

Project North

CLIENT

CITY OF TORONTO

TORONTO

Corporate Real Estate Management
Project Management Office
Metro Hall Toronto, ON
M5V 3C6

COPYRIGHT
This drawing has been prepared solely for the intended use, thus any reproduction or distribution for any purpose other than authorized by Arcadis is forbidden. Written dimensions shall have precedence over scaled dimensions. Contractors shall verify and be responsible for all dimensions and conditions on the job, and Arcadis shall be informed of any variations from the dimensions and conditions shown on the drawing. Shop drawings shall be submitted to Arcadis for general conformance before proceeding with fabrication.

Arcadis Professional Services (Canada) Inc.

ISSUES

No.	DESCRIPTION	DATE
A	50% SUBMISSION	2021-11-19
B	90% SUBMISSION	2022-02-22
C	ISSUED FOR PERMIT	2022-03-18
D	ISSUED FOR TENDER	2025-04-11

CONSULTANTS

SEAL

PRIME CONSULTANT

ARCADIS

100 - 175 Galaxy Blvd,
Toronto, ON M9W 0C9, Canada
tel 416 679 1930
www.arcadis.com

PROJECT TITLE
CITY OF TORONTO
ACCESSIBILITY UPGRADES

PROJECT ADDRESS

POLICE NO. 33 DIVISION
50 UPJOHN RD

PROJECT NO:
9119-19-0162 / Arcadis 30279056

DRAWN BY:	CHECKED BY:
A.Sunil	**K.Tilahun**
PROJECT MGR:	APPROVED BY:
F. BOLOURIAN	**E.Fenuta**

SHEET TITLE
THIRD FLOOR
REFLECTED CEILING
PLAN - ROOM

SHEET NUMBER	ISSUE
G05-249-A2831	D

Autodesk Docs://122260 - CoT TAU Upgrades R2020/122260-TAU-L-249-50UPJHN-A-R20.rvt

SCALE CHECK 1 in 10mm

4/9/2025 4:05:21 PM

DEMOLITION KEY LEGEND

- EXISTING TO BE DEMOLISHED
- EXISTING PARTITION TO BE DEMOLISHED
- EXISTING EXTERIOR WALL TO REMAIN
- DASHED AREA INDICATES AREA OF WORK

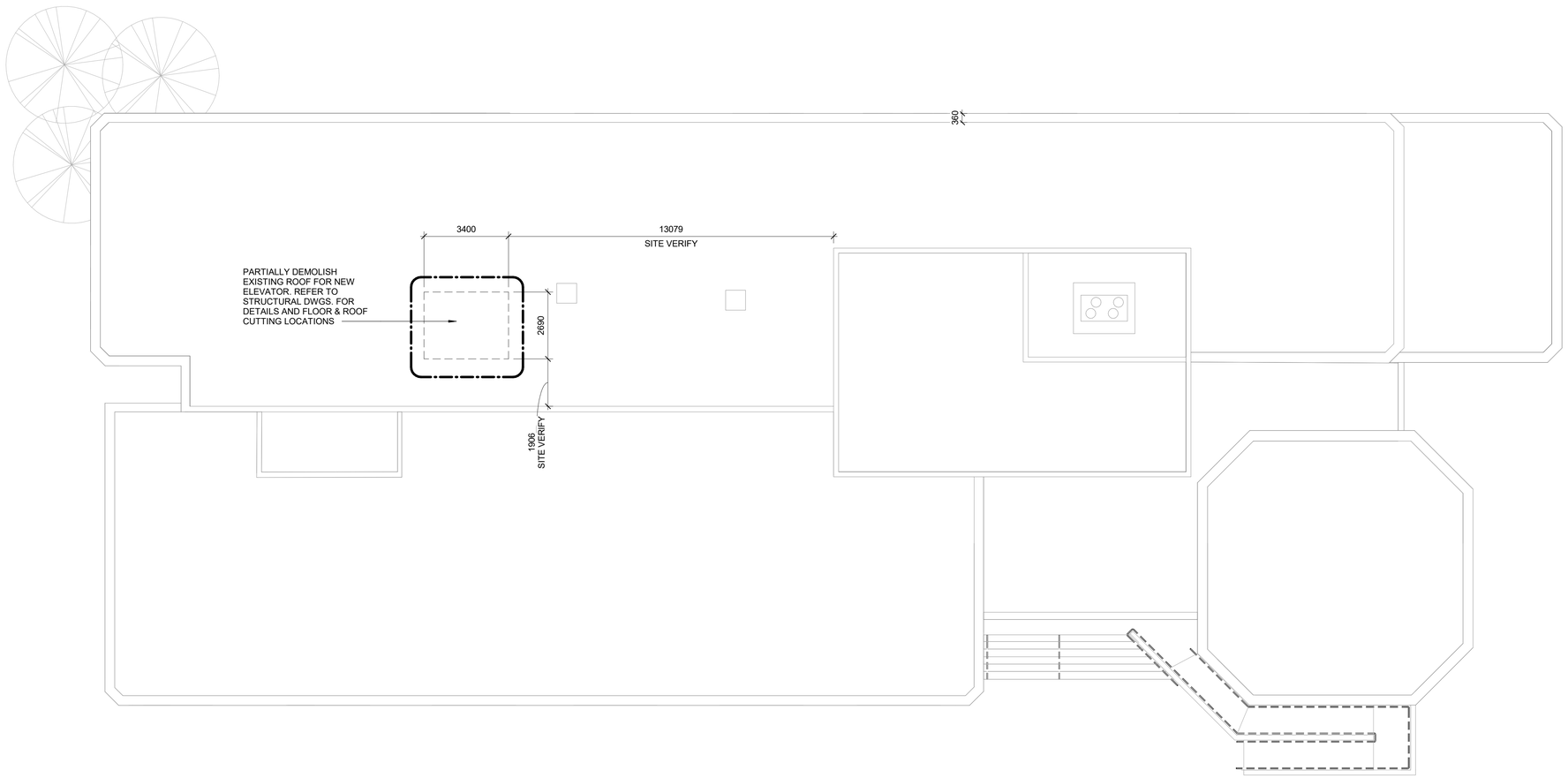

Scale 1:100

0 2.5 5 10 m

True North

Project North

4/9/2025 4:05:22 PM

CLIENT

CITY OF TORONTO

Corporate Real Estate Management
Project Management Office
Metro Hall Toronto, ON
M5V 3C6

COPYRIGHT

This drawing has been prepared solely for the intended use, thus any reproduction or distribution for any purpose other than authorized by Arcadis is forbidden. Written dimensions shall have precedence over scaled dimensions. Contractors shall verify and be responsible for all dimensions and conditions on the job, and Arcadis shall be informed of any variations from the dimensions and conditions shown on the drawing. Shop drawings shall be submitted to Arcadis for general conformance before proceeding with fabrication.

Arcadis Professional Services (Canada) Inc.

ISSUES

No.	DESCRIPTION	DATE
A	50% SUBMISSION	2021-11-19
B	90% SUBMISSION	2022-02-22
C	ISSUED FOR PERMIT	2022-03-18
D	ISSUED FOR TENDER	2025-04-11

CONSULTANTS

SEAL

PRIME CONSULTANT

ARCADIS

100 - 175 Galaxy Blvd,
Toronto, ON M9W 0C9, Canada
tel 416 679 1930
www.arcadis.com

PROJECT TITLE

CITY OF TORONTO
ACCESSIBILITY UPGRADES

PROJECT ADDRESS

POLICE NO. 33 DIVISION
50 UPJOHN RD

PROJECT NO:
9119-19-0162 / Arcadis 30279056

DRAWN BY:	CHECKED BY:
A.Sunil	**K.Tilahun**
PROJECT MGR:	APPROVED BY:
F. BOLOURIAN	**E.Fenuta**

SHEET TITLE

ROOF PLAN -
DEMOLITION PLAN

SHEET NUMBER

G05-249-A2911

ISSUE

D

SCALE CHECK
1 m
10mm

Autodesk Docs://122260 - CoT TAU Upgrades R20/2012222650-TAU-5-249-50UPJHN-A-R20.rvt

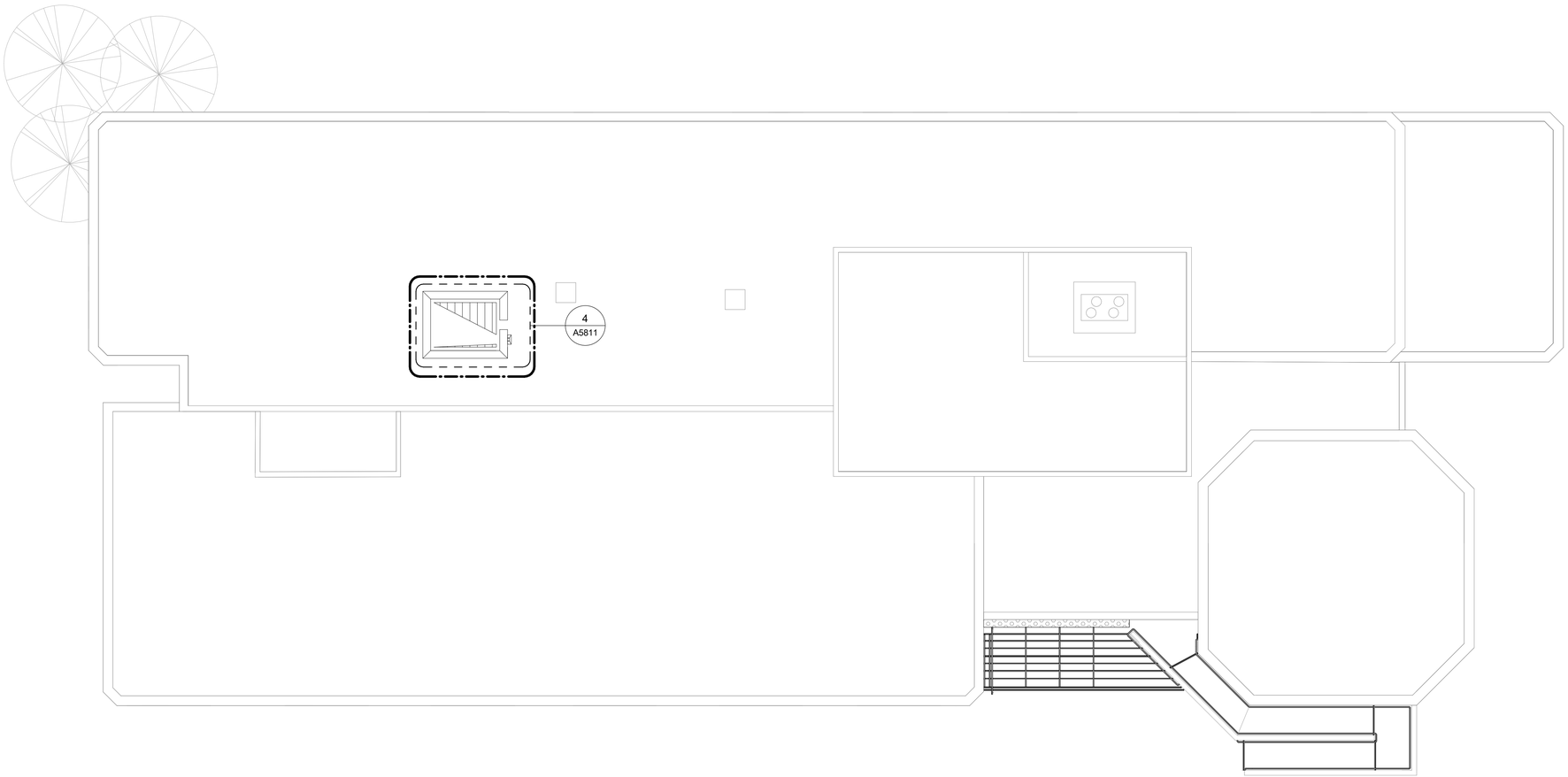

CONSTRUCTION KEY LEGEND

EXISTING PARTITION TO REMAIN

NEW PARTITION
REFER TO PARTITION SCHEDULE

NEW DOOR AND/ OR NEW HARDWARE

Scale 1:100

0 2.5 5 10 m

4/9/2025 4:05:22 PM

True North

Project North

CLIENT

CITY OF TORONTO

Corporate Real Estate Management
Project Management Office
Metro Hall Toronto, ON
M5V 3C6

COPYRIGHT

This drawing has been prepared solely for the intended use, thus any reproduction or distribution for any purpose other than authorized by Arcadis is forbidden. Written dimensions shall have precedence over scaled dimensions. Contractors shall verify and be responsible for all dimensions and conditions on the job, and Arcadis shall be informed of any variations from the dimensions and conditions shown on the drawing. Shop drawings shall be submitted to Arcadis for general conformance before proceeding with fabrication.

Arcadis Professional Services (Canada) Inc.

ISSUES

No.	DESCRIPTION	DATE
A	90% SUBMISSION	2022-02-22
B	ISSUED FOR PERMIT	2022-03-18
C	ISSUED FOR TENDER	2025-04-11

CONSULTANTS

SEAL

PRIME CONSULTANT

ARCADIS

100 - 175 Galaxy Blvd,
Toronto, ON M9W 0C9, Canada
tel 416 679 1930
www.arcadis.com

PROJECT TITLE

CITY OF TORONTO
ACCESSIBILITY UPGRADES

PROJECT ADDRESS

POLICE NO. 33 DIVISION
50 UPJOHN RD

PROJECT NO:
9119-19-0162 / Arcadis 30279056

DRAWN BY:	CHECKED BY:
A. Kvasniuk	**K.Tilahun**
PROJECT MGR:	APPROVED BY:
F. BOLOURIAN	**E.Fenuta**

SHEET TITLE

ROOF PLAN - PROPOSED PLAN

SHEET NUMBER

G05-249-A2912

ISSUE

C

Autodesk Docs://122260 - CoT TAU Upgrades R2020/122260-TAU-L-249-50UPJHN-A-R20.rvt

SCALE CHECK
10mm
1 in

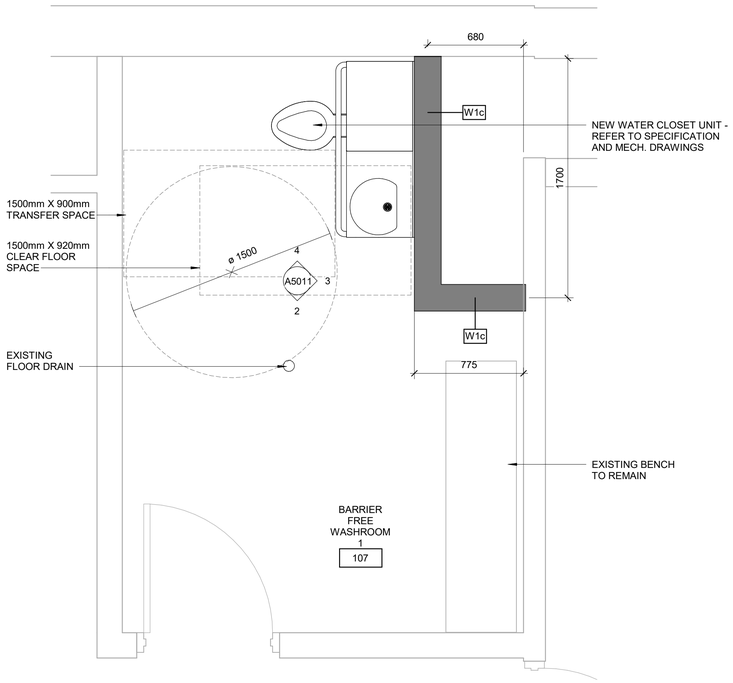

1 A5011 FIRST FLOOR PLAN - BARRIER-FREE WSHROOM/ HOLDING UNIT
Scale: 1 : 20


PHOTO 1

PHOTO 2


PHOTO 3

CONSTRUCTION KEY LEGEND

- EXISTING EXTERIOR WALL TO REMAIN
- EXISTING PARTITION TO REMAIN
- NEW EXTERIOR WALL REFER TO WALL SCHEDULE
- NEW PARTITION REFER TO PARTITION SCHEDULE
- EXISTING DOOR TO REMAIN
- ### NEW DOOR AND/ OR NEW HARDWARE
- DASHED AREA INDICATES AREA OF WORK

CONSTRUCTION GENERAL NOTES

1	NEW DOOR CARD READER AND BARRIER FREE PUSH BUTTON - REFER TO ELECTRICAL DRAWINGS. FOR LOCATION AND HEIGHT INSTALLATION REFER TO ARCHITECTURAL DETAIL BOOKLET.
2	REPAINT ENTIRE WALL AFTER WALL-MOUNTED HANDRAIL REPLACEMENT – UNLESS OTHERWISE NOTED. COLOUR AND FINISH TO MATCH EXISTING

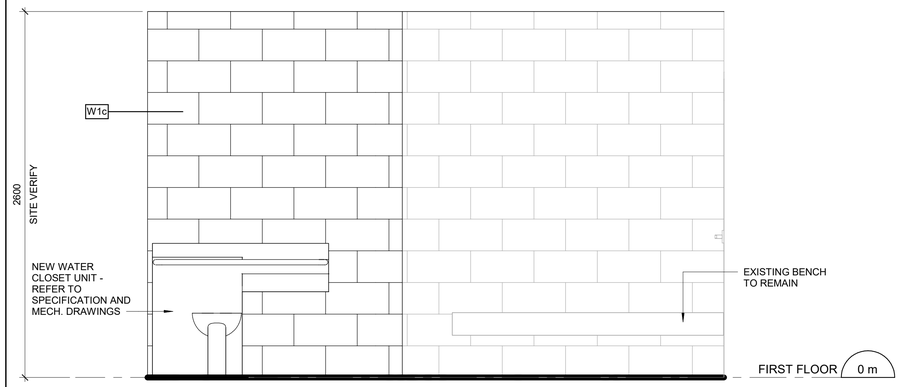

3 A5011 BARRIER-FREE WSHROOM/ HOLDING UNIT - EAST ELEVATION
Scale: 1 : 20

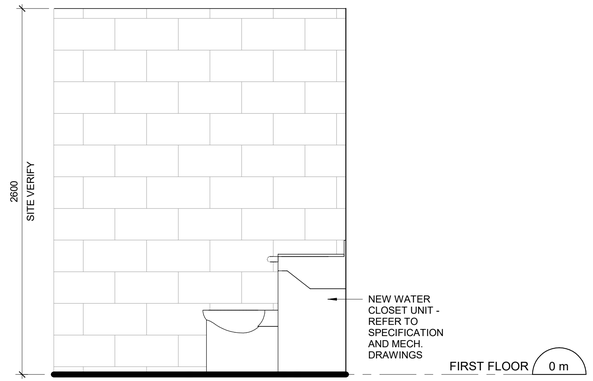

4 A5011 BARRIER-FREE WSHROOM/ HOLDING UNIT - NORTH ELEVATION
Scale: 1 : 20

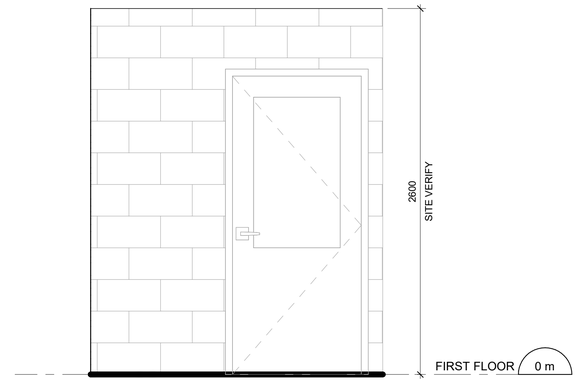

2 A5011 BARRIER-FREE WSHROOM/ HOLDING UNIT - SOUTH ELEVATION
Scale: 1 : 20

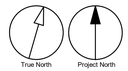

CLIENT
CITY OF TORONTO
Corporate Real Estate Management
Project Management Office
Metro Hall Toronto, ON
M5V 3C6

COPYRIGHT
This drawing has been prepared solely for the intended use, thus any reproduction or distribution for any purpose other than authorized by Arcadis is forbidden. Written dimensions shall have precedence over scaled dimensions. Contractors shall verify and be responsible for all dimensions and conditions on the job, and Arcadis shall be informed of any variations from the dimensions and conditions shown on the drawing. Shop drawings shall be submitted to Arcadis for general conformance before proceeding with fabrication.
Arcadis Professional Services (Canada) Inc.

ISSUES

No.	DESCRIPTION	DATE
A	50% SUBMISSION	2021-11-19
B	90% SUBMISSION	2022-02-22
C	ISSUED FOR PERMIT	2022-03-18
D	ISSUED FOR TENDER	2025-04-11

CONSULTANTS

SEAL

PRIME CONSULTANT
ARCADIS
100 - 175 Galaxy Blvd,
Toronto, ON M9W 0C9, Canada
tel 416 679 1930
www.arcadis.com

PROJECT TITLE
CITY OF TORONTO ACCESSIBILITY UPGRADES

PROJECT ADDRESS
POLICE NO. 33 DIVISION
50 UPJOHN RD

PROJECT NO:
9119-19-0162 / Arcadis 30279056

DRAWN BY:	CHECKED BY:
A.Sunil	**K.Tilahun**
PROJECT MGR:	APPROVED BY:
F. BOLOURIAN	**E.Fenuta**

SHEET TITLE
BARRIER FREE WASHROOM 1 - FIRST FLOOR

SHEET NUMBER
G05-249-A5011

ISSUE
D

SCALE CHECK
1 m
10mm

Autodesk Docs://122260 - CoT TAU Upgrades R2020/122260-TAU-5-249-50/UPJHN-A-R20.rvt

4/9/2025 4:05:24 PM

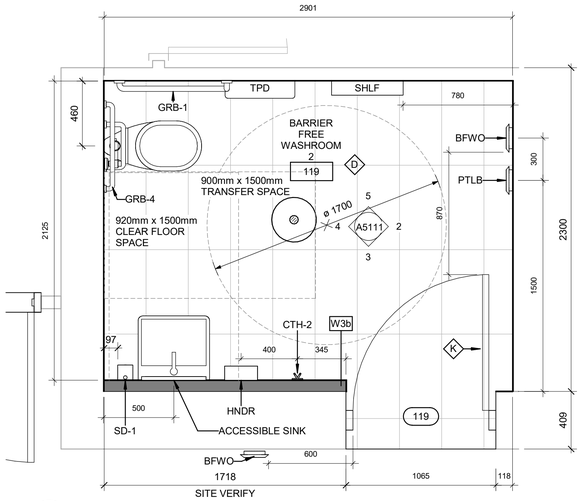

1 A5111 BARRIER FREE WASHROOM 2- FIRST FLOOR PLAN
Scale: 1 : 20

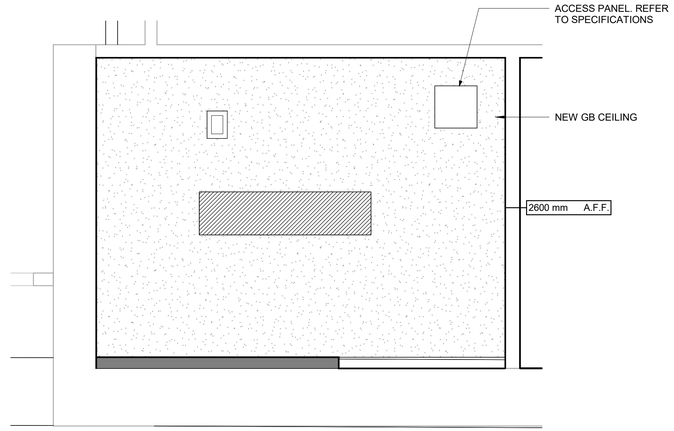

6 A5111 BARRIER FREE WASHROOM 2- FIRST FLOOR RCP
Scale: 1 : 20

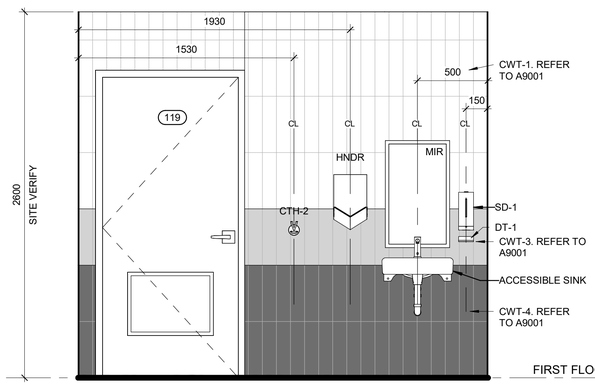

3 A5111 BARRIER FREE WASHROOM 2 - SOUTH ELEVATION
Scale: 1 : 20

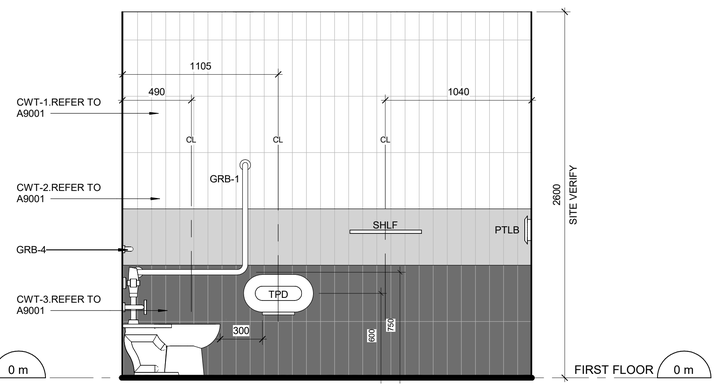

5 A5111 BARRIER FREE WASHROOM 2 - NORTH ELEVATION
Scale: 1 : 20

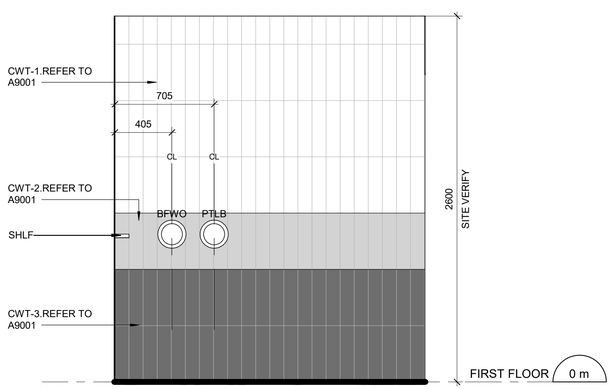

2 A5111 BARRIER FREE WASHROOM 2 - EAST ELEVATION
Scale: 1 : 20

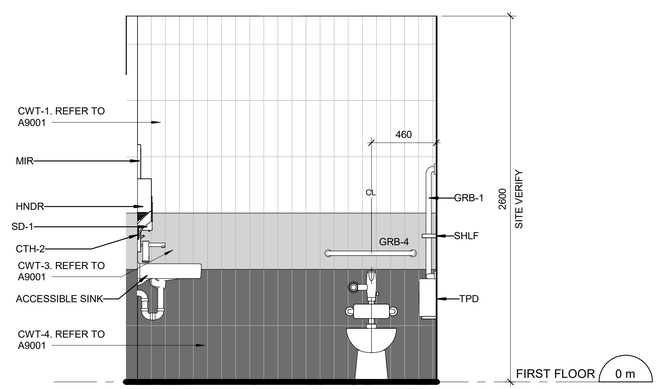

4 A5111 BARRIER FREE WASHROOM 2 - WEST ELEVATION
Scale: 1 : 20

CONSTRUCTION KEY LEGEND

EXISTING PARTITION TO REMAIN

NEW PARTITION
REFER TO PARTITION SCHEDULE

NEW DOOR AND/ OR NEW HARDWARE

CONSTRUCTION GENERAL NOTES

1	NEW DOOR CARD READER AND BARRIER FREE PUSH BUTTON - REFER TO ELECTRICAL DRAWINGS. FOR LOCATION AND HEIGHT INSTALLATION REFER TO ARCHITECTURAL DETAIL BOOKLET.
2	REPAINT ENTIRE WALL AFTER WALL-MOUNTED HANDRAIL REPLACEMENT – UNLESS OTHERWISE NOTED. COLOUR AND FINISH TO MATCH EXISTING

CONSTRUCTION KEY NOTES

NO	DESCRIPTION
D	INSTALL NEW WASHROOM ACCESSORIES - REFER TO DETAILS 1/D1201, 2/D1201, 3/D1201, 4/D1201, 5/D1201.
K	INSTALL NEW DOOR AND FRAME. REFER TO DOOR SCHEDULE A9001, G0004 AND DOOR HARDWARE SCHEDULE IN THE SPECIFICATIONS.

CEILING LEGEND

GYPSUM BOARD CEILING AND BULKHEAD

SUPPLY / RETURN DUCT

CEILING, PENDANT OR WALL MOUNTED LUMINAIRE

WASHROOM GENERAL NOTES

1	ALL EXISTING SOAP DISPENSERS AND MIRRORS TO BE LOWERED. REFER TO 2/D1201, 4/D1201.
2	ALL WASHROOM ACCESSORIES TO BE INSTALLED AFTER SPECIFIED WALL FINISH HAS BEEN APPLIED. NEW SOAP COLLECTORS TO BE ADDED TO ALL SOAP DISPENSERS. REFER TO 2/D1201.
3	MOISTURE RESISTANT GYPSUM BOARD TO BE PROVIDED IN ALL WASHROOMS AND LOCKER ROOMS

True North
Project North

CLIENT

CITY OF TORONTO

Corporate Real Estate Management
Project Management Office
Metro Hall Toronto, ON
M5V 3C6

COPYRIGHT
This drawing has been prepared solely for the intended use, thus any reproduction or distribution for any purpose other than authorized by Arcadis is forbidden. Written dimensions shall have precedence over scaled dimensions. Contractors shall verify and be responsible for all dimensions and conditions on the job, and Arcadis shall be informed of any variations from the dimensions and conditions shown on the drawing. Shop drawings shall be submitted to Arcadis for general conformance before proceeding with fabrication.

Arcadis Professional Services (Canada) Inc.

ISSUES

No.	DESCRIPTION	DATE
A	50% SUBMISSION	2021-11-19
B	90% SUBMISSION	2022-02-22
C	ISSUED FOR PERMIT	2022-03-18
D	ISSUED FOR TENDER	2025-04-11

CONSULTANTS

SEAL

PRIME CONSULTANT

ARCADIS

100 - 175 Galaxy Blvd,
Toronto, ON M9W 0C9, Canada
tel 416 679 1930
www.arcadis.com

PROJECT TITLE
CITY OF TORONTO ACCESSIBILITY UPGRADES

PROJECT ADDRESS
POLICE NO. 33 DIVISION
50 UPJOHN RD

PROJECT NO:
9119-19-0162 / Arcadis 30279056

DRAWN BY:	CHECKED BY:
A.Sunil	**K.Tilahun**
PROJECT MGR:	APPROVED BY:
F. BOLOURIAN	**E.Fenuta**

SHEET TITLE
BARRIER FREE WASHROOM 2- FIRST FLOOR

SHEET NUMBER
G05-249-A5111

ISSUE
D

SCALE CHECK
10mm
1 in

Autodesk Docs://122260 - CoT TAU Upgrades R2020/122260-TAU-5-249-50UPJHN-A-R20.rvt

4/9/2025 4:05:26 PM

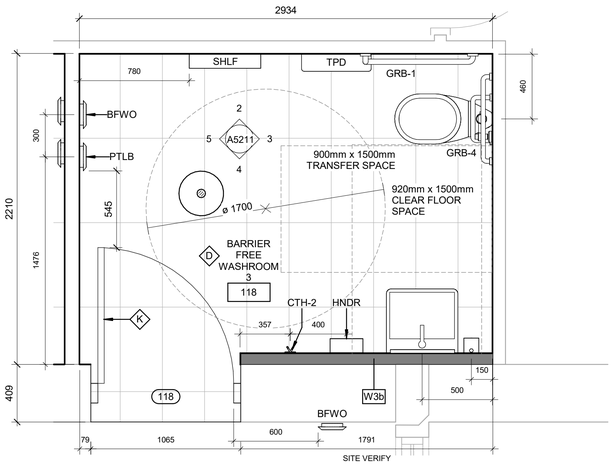

1 A5211 FIRST FLOOR PLAN 3 - BARRIER FREE WASHROOM
Scale: 1 : 20

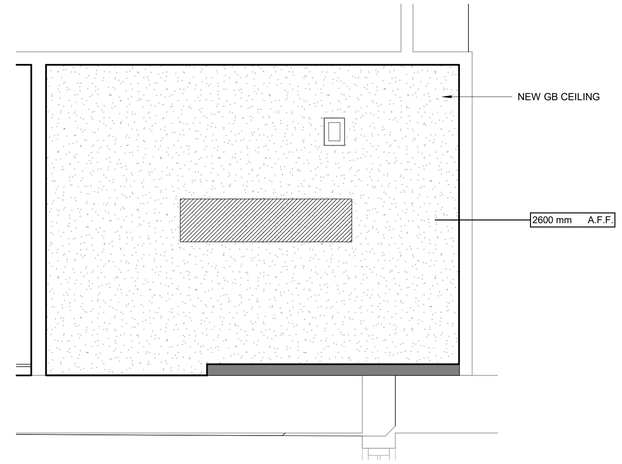

6 A5211 BARRIER FREE WASHROOM 3 - FIRST FLOOR RCP
Scale: 1 : 20

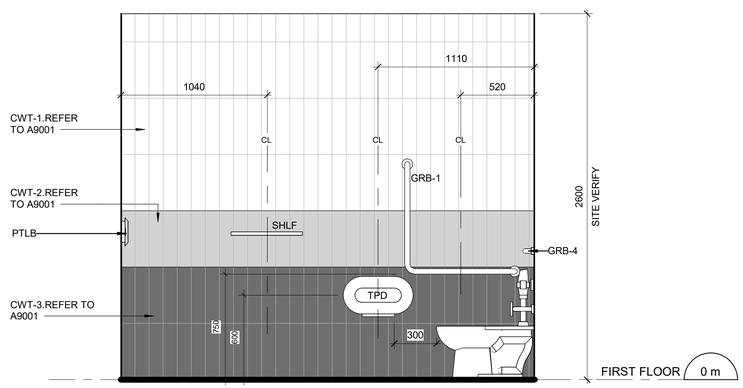

2 A5211 BARRIER FREE WASHROOM 3 - NORTH ELEVATION
Scale: 1 : 20

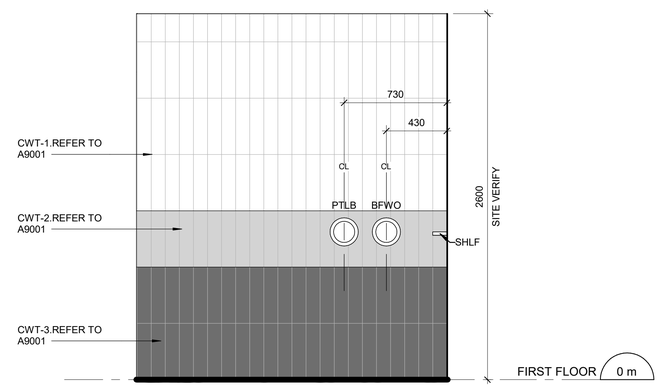

5 A5211 BARRIER FREE WASHROOM 3 - WEST ELEVATION
Scale: 1 : 20

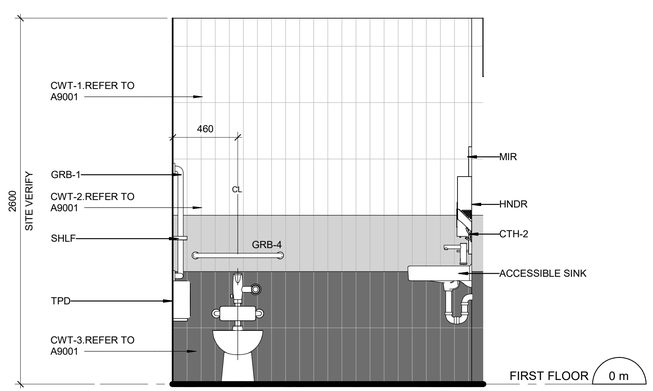

3 A5211 BARRIER FREE WASHROOM 3 - EAST ELEVATION
Scale: 1 : 20

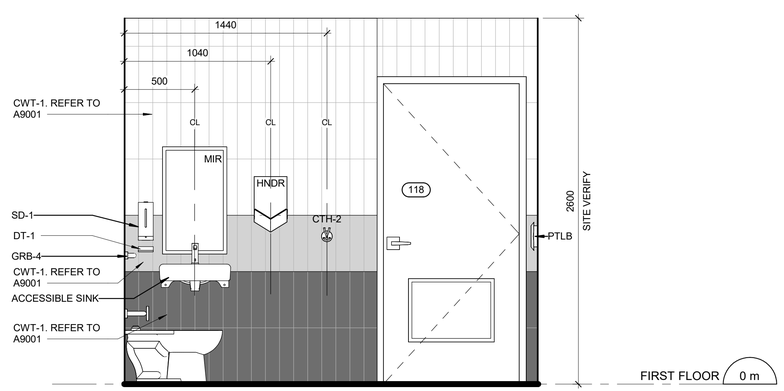

4 A5211 BARRIER FREE WASHROOM 3 - SOUTH ELEVATION
Scale: 1 : 20

CONSTRUCTION KEY LEGEND

EXISTING PARTITION TO REMAIN

NEW PARTITION
REFER TO PARTITION SCHEDULE

NEW DOOR AND/ OR
NEW HARDWARE

CONSTRUCTION GENERAL NOTES

1	NEW DOOR CARD READER AND BARRIER FREE PUSH BUTTON - REFER TO ELECTRICAL DRAWINGS. FOR LOCATION AND HEIGHT INSTALLATION REFER TO ARCHITECTURAL DETAIL BOOKLET.
2	REPAINT ENTIRE WALL AFTER WALL-MOUNTED HANDRAIL REPLACEMENT – UNLESS OTHERWISE NOTED. COLOUR AND FINISH TO MATCH EXISTING

CONSTRUCTION KEY NOTES

NO	DESCRIPTION
D	INSTALL NEW WASHROOM ACCESSORIES - REFER TO DETAILS 1/D1201, 2/D1201, 3/D1201, 4/D1201, 5/D1201.
K	INSTALL NEW DOOR AND FRAME. REFER TO DOOR SCHEDULE A9001, G0004 AND DOOR HARDWARE SCHEDULE IN THE SPECIFICATIONS.

CEILING LEGEND

GYPSUM BOARD CEILING
AND BULKHEAD

SUPPLY / RETURN DUCT

CEILING, PENDANT OR
WALL MOUNTED LUMINAIRE

WASHROOM GENERAL NOTES

1	ALL EXISTING SOAP DISPENSERS AND MIRRORS TO BE LOWERED. REFER TO 2/D1201, 4/D1201.
2	ALL WASHROOM ACCESSORIES TO BE INSTALLED AFTER SPECIFIED WALL FINISH HAS BEEN APPLIED. NEW SOAP COLLECTORS TO BE ADDED TO ALL SOAP DISPENSERS. REFER TO 2/D1201.
3	MOISTURE RESISTANT GYPSUM BOARD TO BE PROVIDED IN ALL WASHROOMS AND LOCKER ROOMS

True North
Project North

CLIENT
CITY OF TORONTO
Corporate Real Estate Management
Project Management Office
Metro Hall Toronto, ON
M5V 3C6

COPYRIGHT
This drawing has been prepared solely for the intended use, thus any reproduction or distribution for any purpose other than authorized by Arcadis is forbidden. Written dimensions shall have precedence over scaled dimensions. Contractors shall verify and be responsible for all dimensions and conditions on the job, and Arcadis shall be informed of any variations from the dimensions and conditions shown on the drawing. Shop drawings shall be submitted to Arcadis for general conformance before proceeding with fabrication.

Arcadis Professional Services (Canada) Inc.

ISSUES

No.	DESCRIPTION	DATE
A	50% SUBMISSION	2021-11-19
B	90% SUBMISSION	2022-02-22
C	ISSUED FOR PERMIT	2022-03-18
D	ISSUED FOR TENDER	2025-04-11

CONSULTANTS

SEAL

PRIME CONSULTANT
ARCADIS
100 - 175 Galaxy Blvd,
Toronto, ON M9W 0C9, Canada
tel 416 679 1930
www.arcadis.com

PROJECT TITLE
CITY OF TORONTO
ACCESSIBILITY UPGRADES

PROJECT ADDRESS
POLICE NO. 33 DIVISION
50 UPJOHN RD

PROJECT NO:
9119-19-0162 / Arcadis 30279056

DRAWN BY:	CHECKED BY:
A.Sunil	**K.Tilahun**
PROJECT MGR:	APPROVED BY:
F. BOLOURIAN	**E.Fenuta**

SHEET TITLE
BARRIER FREE
WASHROOM 3- FIRST
FLOOR

SHEET NUMBER
G05-249-A5211

ISSUE
D

SCALE CHECK
1 in
10mm

Autodesk Docs://122260 - CoT TAU Upgrades R2020/122260-TAU-5-249-50UPJHN-A-R20.rvt

4/9/2025 4:05:28 PM

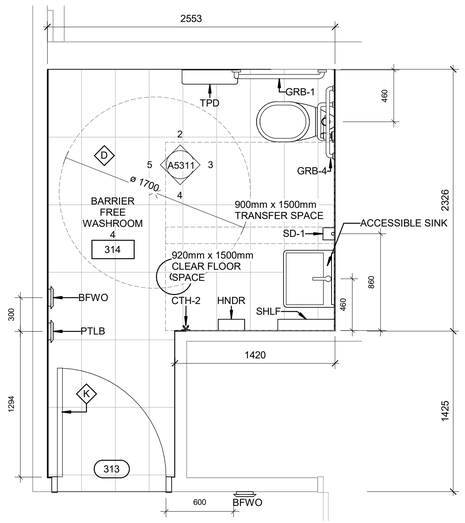

1 A5311 THIRD FLOOR PLAN - BARRIER FREE WASHROOM 4
Scale: 1 : 25

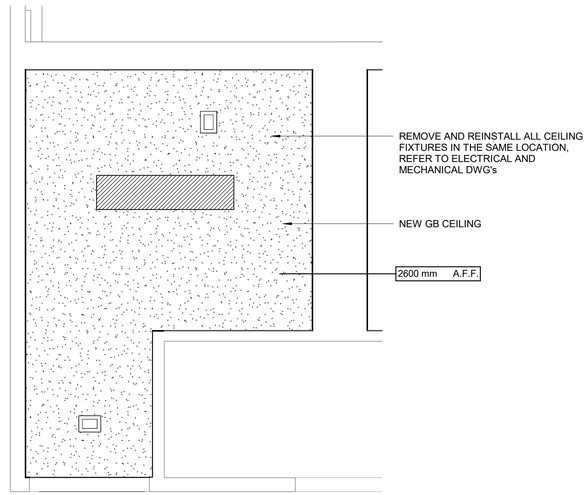

8 A5311 BARRIER FREE WASHROOM 4 - THIRD FLOOR RCP.
Scale: 1 : 25

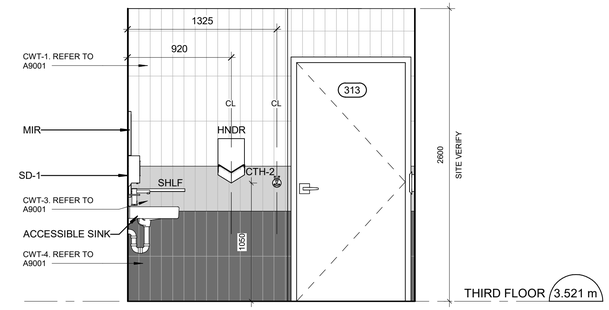

4 A5311 BARRIER FREE WASHROOM 4 - SOUTH ELEVATION
Scale: 1 : 25

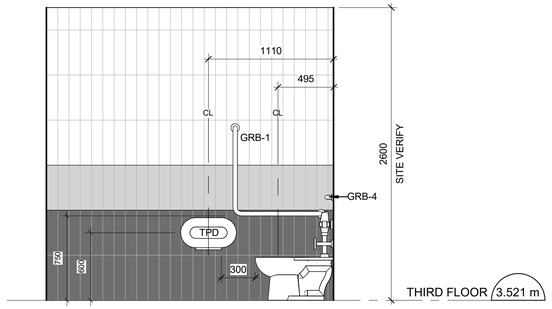

2 A5311 BARRIER FREE WASHROOM 4 - NORTH ELEVATION
Scale: 1 : 25

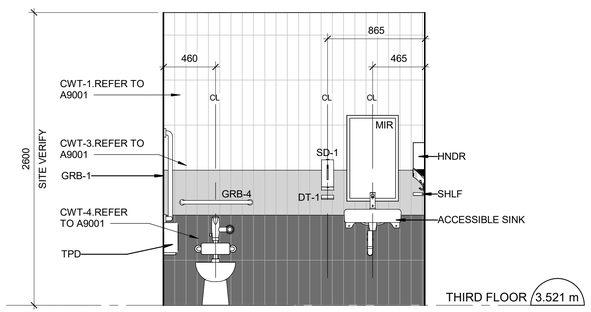

3 A5311 BARRIER FREE WASHROOM 4 - EAST ELEVATION
Scale: 1 : 25

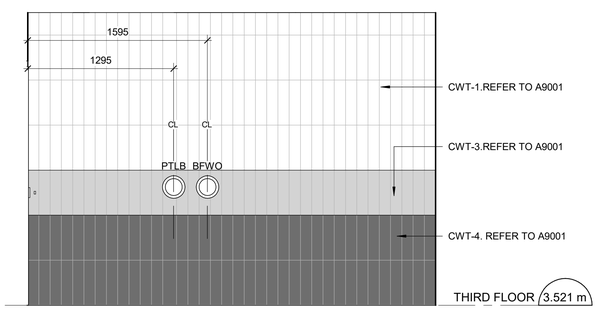

5 A5311 BARRIER FREE WASHROOM 4 - WEST ELEVATION
Scale: 1 : 25

CONSTRUCTION KEY LEGEND

EXISTING PARTITION TO REMAIN

NEW PARTITION
REFER TO PARTITION SCHEDULE

NEW DOOR AND/ OR NEW HARDWARE

CONSTRUCTION GENERAL NOTES

1	NEW DOOR CARD READER AND BARRIER FREE PUSH BUTTON - REFER TO ELECTRICAL DRAWINGS. FOR LOCATION AND HEIGHT INSTALLATION REFER TO ARCHITECTURAL DETAIL BOOKLET.
2	REPAINT ENTIRE WALL AFTER WALL-MOUNTED HANDRAIL REPLACEMENT – UNLESS OTHERWISE NOTED. COLOUR AND FINISH TO MATCH EXISTING

CONSTRUCTION KEY NOTES

NO	DESCRIPTION
D	INSTALL NEW WASHROOM ACCESSORIES - REFER TO DETAILS 1/D1201, 2/D1201, 3/D1201, 4/D1201, 5/D1201.
K	INSTALL NEW DOOR AND FRAME. REFER TO DOOR SCHEDULE A9001, G0004 AND DOOR HARDWARE SCHEDULE IN THE SPECIFICATIONS.

CEILING LEGEND

GYPSUM BOARD CEILING AND BULKHEAD

SUPPLY / RETURN DUCT

CEILING, PENDANT OR WALL MOUNTED LUMINAIRE

WASHROOM GENERAL NOTES

1	ALL EXISTING SOAP DISPENSERS AND MIRRORS TO BE LOWERED. REFER TO 2/D1201, 4/D1201.
2	ALL WASHROOM ACCESSORIES TO BE INSTALLED AFTER SPECIFIED WALL FINISH HAS BEEN APPLIED. NEW SOAP COLLECTORS TO BE ADDED TO ALL SOAP DISPENSERS. REFER TO 2/D1201.
3	MOISTURE RESISTANT GYPSUM BOARD TO BE PROVIDED IN ALL WASHROOMS AND LOCKER ROOMS

True North Project North

CLIENT

CITY OF TORONTO

Corporate Real Estate Management
Project Management Office
Metro Hall Toronto, ON
M5V 3C6

COPYRIGHT
This drawing has been prepared solely for the intended use, thus any reproduction or distribution for any purpose other than authorized by Arcadis is forbidden. Written dimensions shall have precedence over scaled dimensions. Contractors shall verify and be responsible for all dimensions and conditions on the job, and Arcadis shall be informed of any variations from the dimensions and conditions shown on the drawing. Shop drawings shall be submitted to Arcadis for general conformance before proceeding with fabrication.

Arcadis Professional Services (Canada) Inc.

ISSUES

No.	DESCRIPTION	DATE
A	50% SUBMISSION	2021-11-19
B	90% SUBMISSION	2022-02-22
C	ISSUED FOR PERMIT	2022-03-18
D	ISSUED FOR TENDER	2025-04-11

CONSULTANTS

SEAL

PRIME CONSULTANT

ARCADIS

100 - 175 Galaxy Blvd,
Toronto, ON M9W 0C9, Canada
tel 416 679 1930
www.arcadis.com

PROJECT TITLE
CITY OF TORONTO
ACCESSIBILITY UPGRADES

PROJECT ADDRESS

POLICE NO. 33 DIVISION
50 UPJOHN RD

PROJECT NO:
9119-19-0162 / Arcadis 30279056

DRAWN BY:	CHECKED BY:
A.Sunil	**K.Tilahun**
PROJECT MGR:	APPROVED BY:
F. BOLOURIAN	**E.Fenuta**

SHEET TITLE
BARRIER FREE WASHROOM 4 - THIRD FLOOR

SHEET NUMBER
G05-249-A5311

ISSUE
D

SCALE CHECK
1 in
10mm

Autodesk Docs://122260 - CoT TAU Upgrades R2020/122260-TAU-5-249-50/UPJHN-A-R20.rvt

4/9/2025 4:05:30 PM

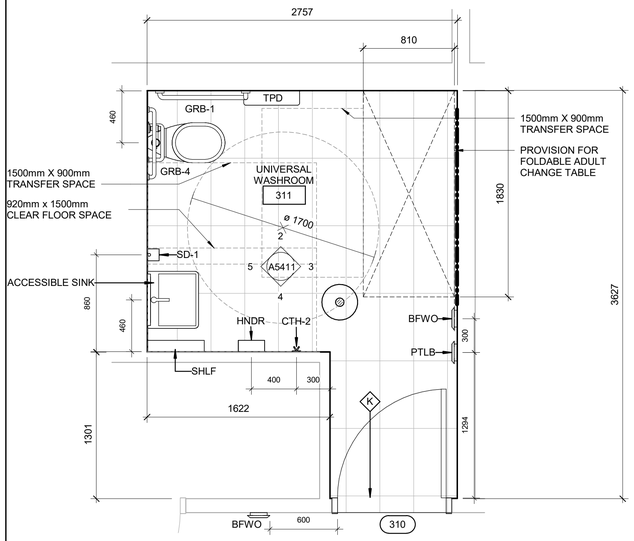

1 A5411 THIRD FLOOR PLAN - UNIVERSAL WASHROOM
Scale: 1 : 25

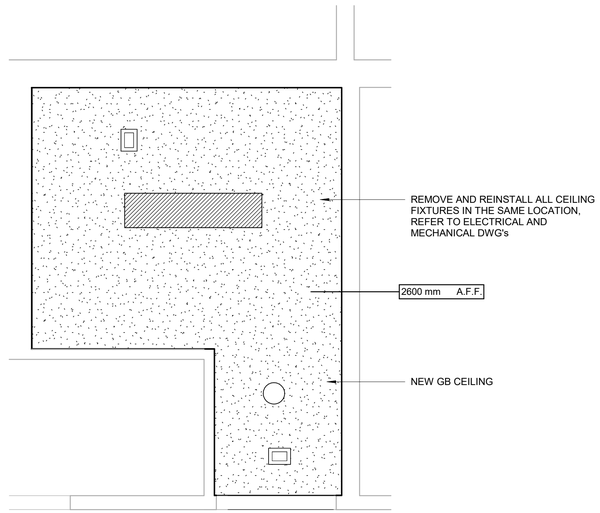

8 A5411 UNIVERSAL WASHROOM - THIRD FLOOR RCP
Scale: 1 : 25

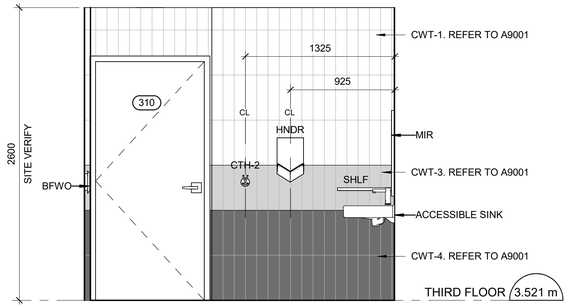

4 A5411 UNIVERSAL WASHROOM - SOUTH ELEVATION
Scale: 1 : 25

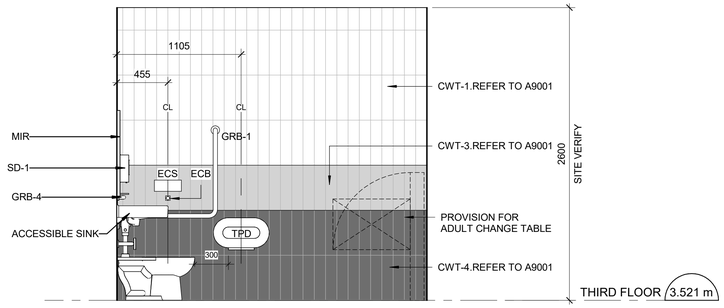

2 A5411 UNIVERSAL WASHROOM - NORTH ELEVATION
Scale: 1 : 25

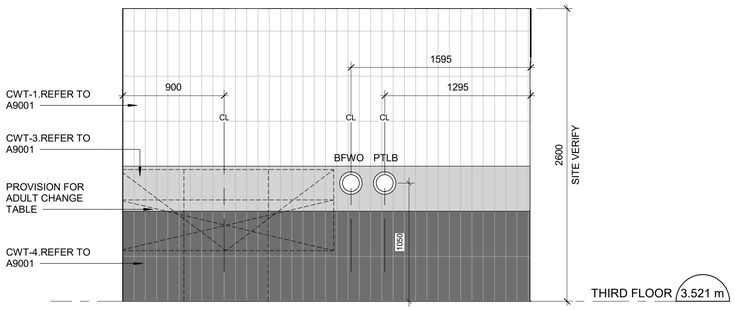

3 A5411 UNIVERSAL WASHROOM - EAST ELEVATION
Scale: 1 : 25

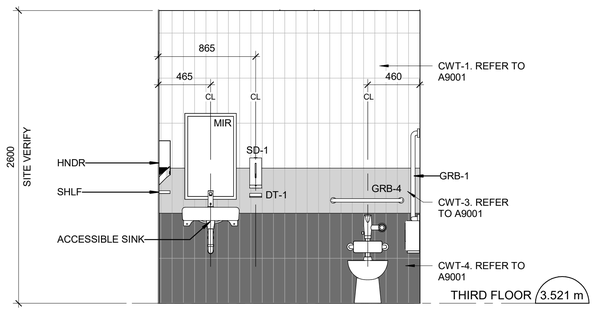

5 A5411 UNIVERSAL WASHROOM - WEST ELEVATION
Scale: 1 : 25

CONSTRUCTION KEY LEGEND

EXISTING PARTITION TO REMAIN

NEW PARTITION
REFER TO PARTITION SCHEDULE

NEW DOOR AND/ OR
NEW HARDWARE

CONSTRUCTION GENERAL NOTES

1	NEW DOOR CARD READER AND BARRIER FREE PUSH BUTTON - REFER TO ELECTRICAL DRAWINGS. FOR LOCATION AND HEIGHT INSTALLATION REFER TO ARCHITECTURAL DETAIL BOOKLET.
2	REPAINT ENTIRE WALL AFTER WALL-MOUNTED HANDRAIL REPLACEMENT – UNLESS OTHERWISE NOTED. COLOUR AND FINISH TO MATCH EXISTING

CONSTRUCTION KEY NOTES

NO	DESCRIPTION
K	INSTALL NEW DOOR AND FRAME. REFER TO DOOR SCHEDULE A9001, G0004 AND DOOR HARDWARE SCHEDULE IN THE SPECIFICATIONS.

CEILING LEGEND

GYPSUM BOARD CEILING
AND BULKHEAD

SUPPLY / RETURN DUCT

CEILING, PENDANT OR
WALL MOUNTED LUMINAIRE

WASHROOM GENERAL NOTES

1	ALL EXISTING SOAP DISPENSERS AND MIRRORS TO BE LOWERED. REFER TO 2/D1201, 4/D1201.
2	ALL WASHROOM ACCESSORIES TO BE INSTALLED AFTER SPECIFIED WALL FINISH HAS BEEN APPLIED. NEW SOAP COLLECTORS TO BE ADDED TO ALL SOAP DISPENSERS. REFER TO 2/D1201.
3	MOISTURE RESISTANT GYPSUM BOARD TO BE PROVIDED IN ALL WASHROOMS AND LOCKER ROOMS

UNIVERSAL WASHROOM GENERAL NOTES

1	PROVIDE WALL REINFORCEMENT TO SUPPORT FUTURE ADULT CHANGE TABLE MINIMUM LOAD OF 1.33 KN AND POWER OUTLET

True North
Project North

CLIENT

CITY OF TORONTO

Corporate Real Estate Management
Project Management Office
Metro Hall Toronto, ON
M5V 3C6

COPYRIGHT
This drawing has been prepared solely for the intended use, thus any reproduction or distribution for any purpose other than authorized by Arcadis is forbidden. Written dimensions shall have precedence over scaled dimensions. Contractors shall verify and be responsible for all dimensions and conditions on the job, and Arcadis shall be informed of any variations from the dimensions and conditions shown on the drawing. Shop drawings shall be submitted to Arcadis for general conformance before proceeding with fabrication.

Arcadis Professional Services (Canada) Inc.

ISSUES

No.	DESCRIPTION	DATE
A	50% SUBMISSION	2021-11-19
B	90% SUBMISSION	2022-02-22
C	ISSUED FOR PERMIT	2022-03-18
D	ISSUED FOR TENDER	2025-04-11

CONSULTANTS

SEAL

PRIME CONSULTANT

ARCADIS

100 - 175 Galaxy Blvd,
Toronto, ON M9W 0C9, Canada
tel 416 679 1930
www.arcadis.com

PROJECT TITLE
CITY OF TORONTO
ACCESSIBILITY UPGRADES

PROJECT ADDRESS

POLICE NO. 33 DIVISION
50 UPJOHN RD

PROJECT NO:
9119-19-0162 / Arcadis 30279056

DRAWN BY:	CHECKED BY:
A.Sunil	**K.Tilahun**
PROJECT MGR:	APPROVED BY:
F. BOLOURIAN	**E.Fenuta**

SHEET TITLE
UNIVERSAL WASHROOM
- THIRD FLOOR

SHEET NUMBER
G05-249-A5411

ISSUE
D

SCALE CHECK
1 in
10mm

Autodesk Docs://122260 - CoT TAU Upgrades R2020/122260-TAU-5-249-50UPJHN-A-R20.rvt

4/9/2025 4:05:32 PM

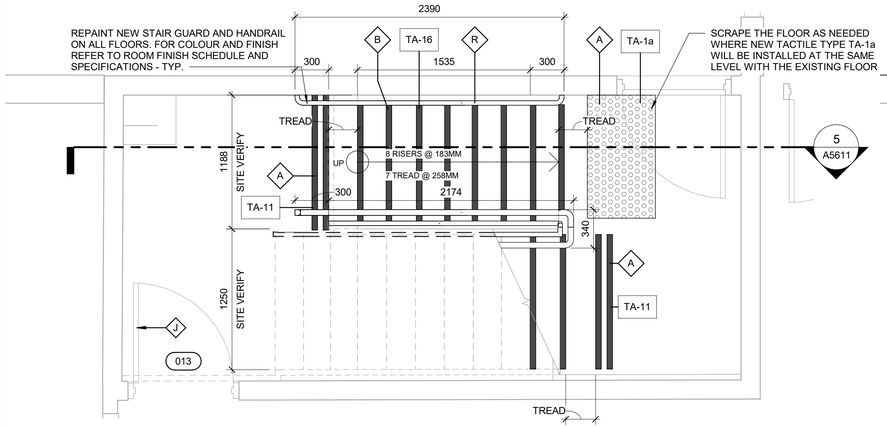

3 A5611 STAIR 1 - BASEMENT FLOOR PLAN
Scale: 1 : 25

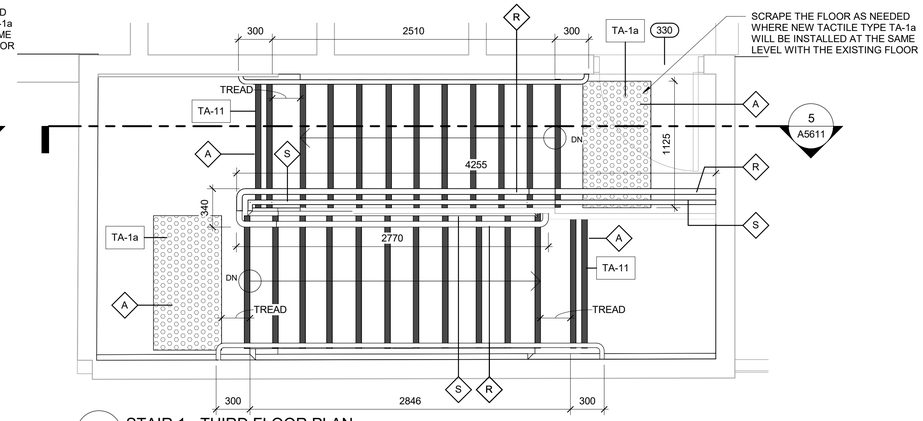

9 A5611 STAIR 1 - THIRD FLOOR PLAN
Scale: 1 : 25

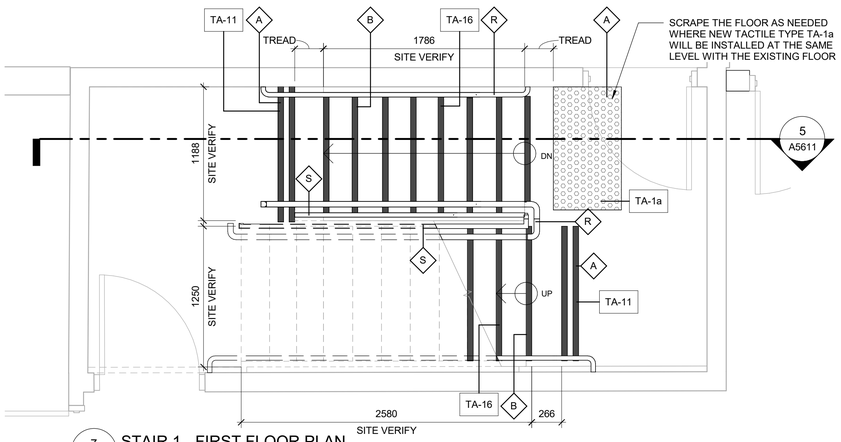

7 A5611 STAIR 1 - FIRST FLOOR PLAN
Scale: 1 : 25

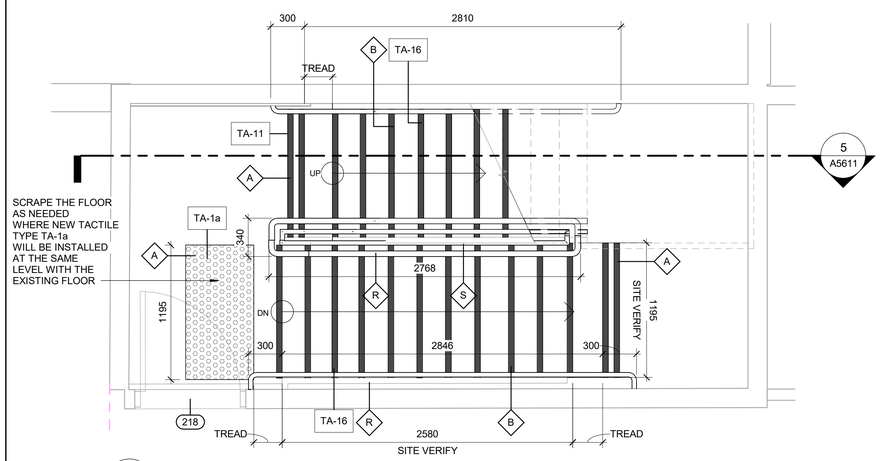

1 A5611 STAIR 1 - SECOND FLOOR PLAN
Scale: 1 : 25

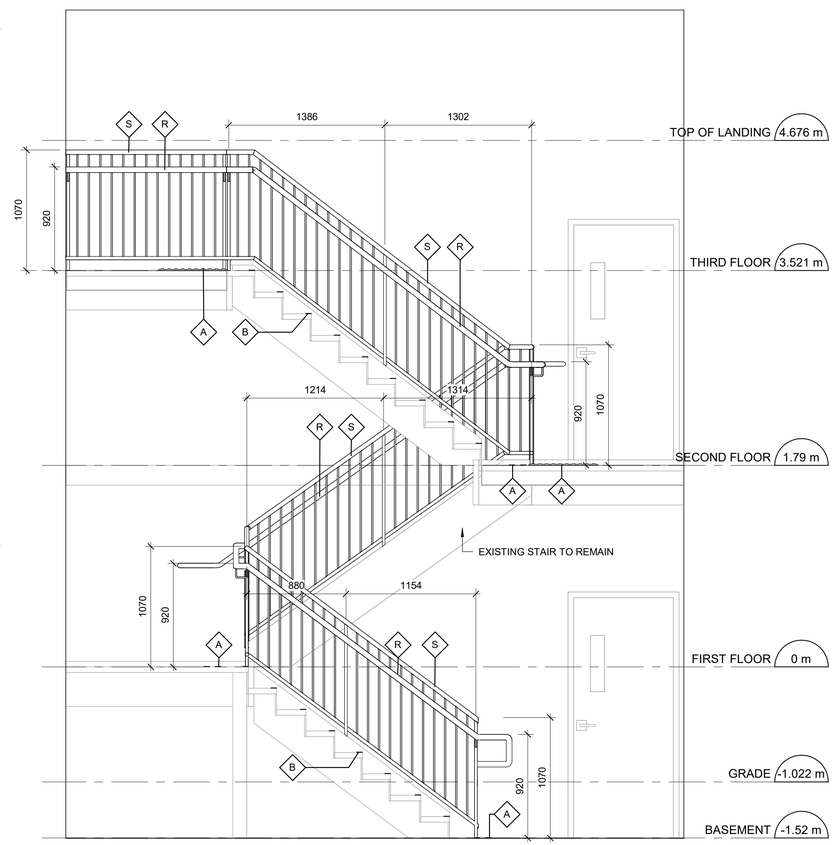

5 A5611 STAIR 1 - SECTION
Scale: 1 : 25

CONSTRUCTION KEY LEGEND

- EXISTING EXTERIOR WALL TO REMAIN
- EXISTING PARTITION TO REMAIN
- NEW EXTERIOR WALL REFER TO WALL SCHEDULE
- NEW PARTITION REFER TO PARTITION SCHEDULE
- EXISTING DOOR TO REMAIN
- ### NEW DOOR AND/ OR NEW HARDWARE
- DASHED AREA INDICATES AREA OF WORK

CONSTRUCTION KEY NOTES

NO	DESCRIPTION
A	INSTALL TACTILE ATTENTION INDICATOR AND TACTILE WARNING STRIP - REFER TO TYPICAL DETAILS 1/D1402 AND 1/D1405.
B	INSTALL COLOUR AND TEXTURE NOSING STRIP - REFER TO TYPICAL DETAIL 1/D1402.
J	EXISTING DOOR TO REMAIN. DOOR HARDWARE TO BE CHANGED AS PER DOOR SCHEDULE ON A9001 AND DOOR HARDWARE SCHEDULE IN THE SPECIFICATIONS.
R	INSTALL NEW HANDRAIL - REFER TO DETAILS 1/D1401, 3/D1401, 2/1403, 3/1403, 4/D1402.
S	INSTALL NEW GUARDRAIL - REFER TO DETAILS 5/D1401, 6/D1401, 1/D1403.

True North
Project North

CLIENT
CITY OF TORONTO
TORONTO
Corporate Real Estate Management
Project Management Office
Metro Hall Toronto, ON
M5V 3C6

COPYRIGHT
This drawing has been prepared solely for the intended use, thus any reproduction or distribution for any purpose other than authorized by Arcadis is forbidden. Written dimensions shall have precedence over scaled dimensions. Contractors shall verify and be responsible for all dimensions and conditions on the job, and Arcadis shall be informed of any variations from the dimensions and conditions shown on the drawing. Shop drawings shall be submitted to Arcadis for general conformance before proceeding with fabrication.
Arcadis Professional Services (Canada) Inc.

ISSUES

No.	DESCRIPTION	DATE
A	50% SUBMISSION	2021-11-19
B	90% SUBMISSION	2022-02-22
C	ISSUED FOR PERMIT	2022-03-18
D	ISSUED FOR TENDER	2025-04-11

CONSULTANTS

SEAL

PRIME CONSULTANT
ARCADIS
100 - 175 Galaxy Blvd,
Toronto, ON M9W 0C9, Canada
tel 416 679 1930
www.arcadis.com

PROJECT TITLE
CITY OF TORONTO ACCESSIBILITY UPGRADES

PROJECT ADDRESS
POLICE NO. 33 DIVISION
50 UPJOHN RD

PROJECT NO:
9119-19-0162 / Arcadis 30279056

DRAWN BY:	CHECKED BY:
A.Sunil	**K.Tilahun**
PROJECT MGR: **F. BOLOURIAN**	APPROVED BY: **E.Fenuta**

SHEET TITLE
STAIR PLANS AND SECTION

SHEET NUMBER
G05-249-A5611

ISSUE
D

SCALE CHECK
10mm
1 in

Autodesk Docs://122260 - CoT TAU Upgrades R2020/122260-TAU-5-249-50UPJHN-A-R20.rvt

4/9/2025 4:05:34 PM

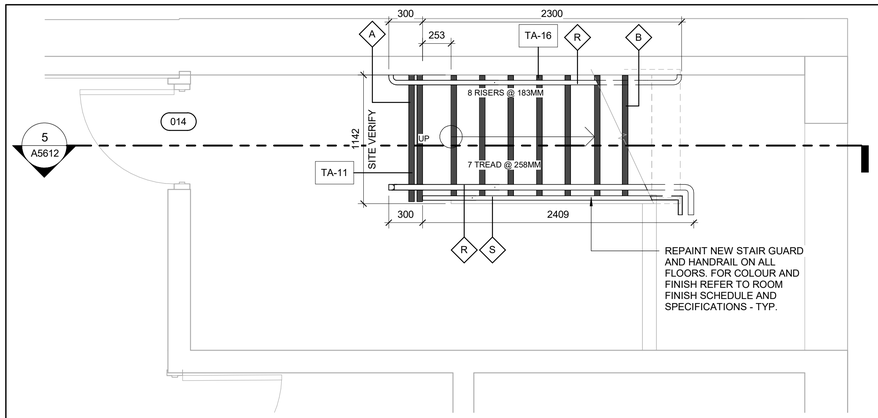

1 A5612 STAIR 2 - BASEMENT FLOOR PLAN
Scale: 1 : 25

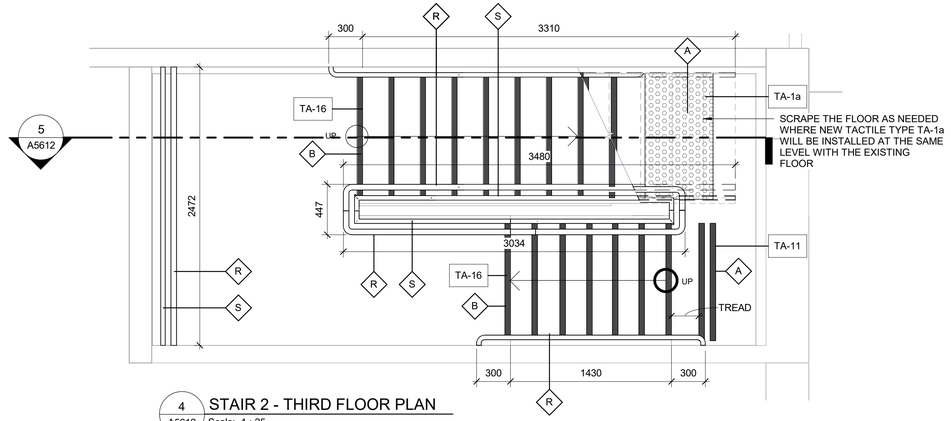

4 A5612 STAIR 2 - THIRD FLOOR PLAN
Scale: 1 : 25

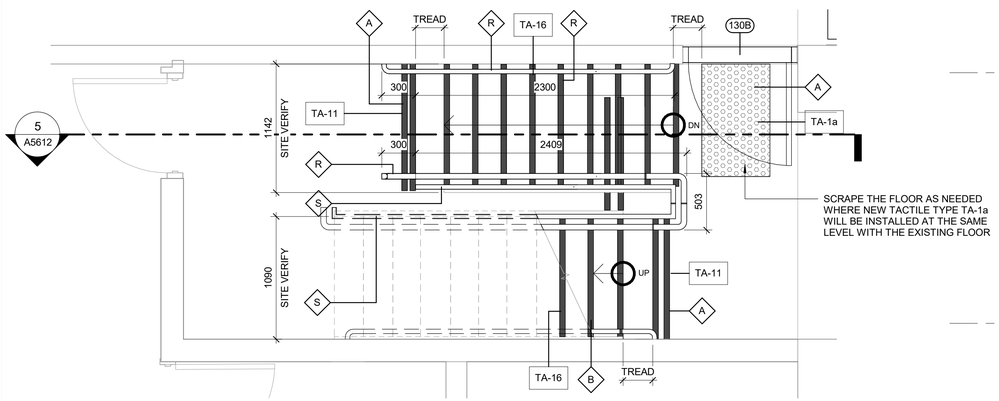

2 A5612 STAIR 2 - FIRST FLOOR PLAN
Scale: 1 : 25

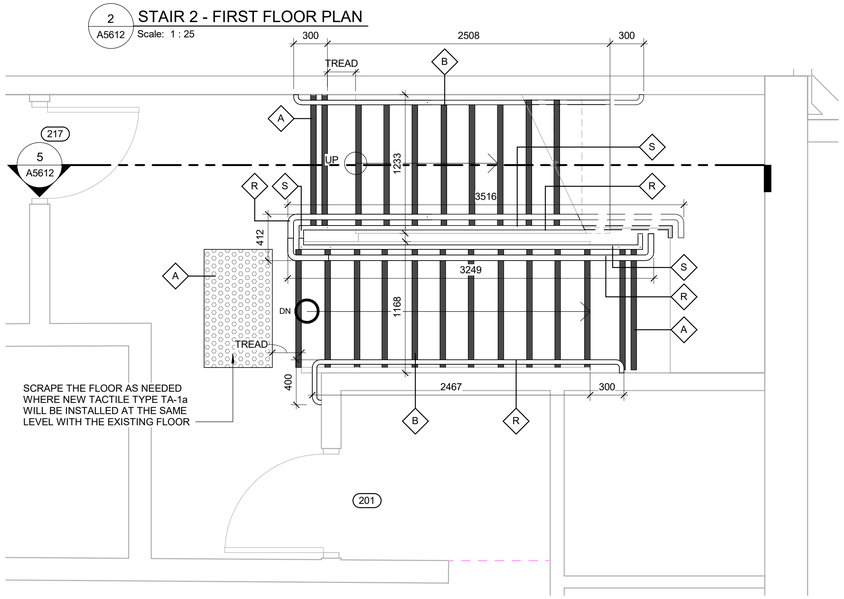

3 A5612 STAIR 2 - SECOND FLOOR PLAN
Scale: 1 : 25

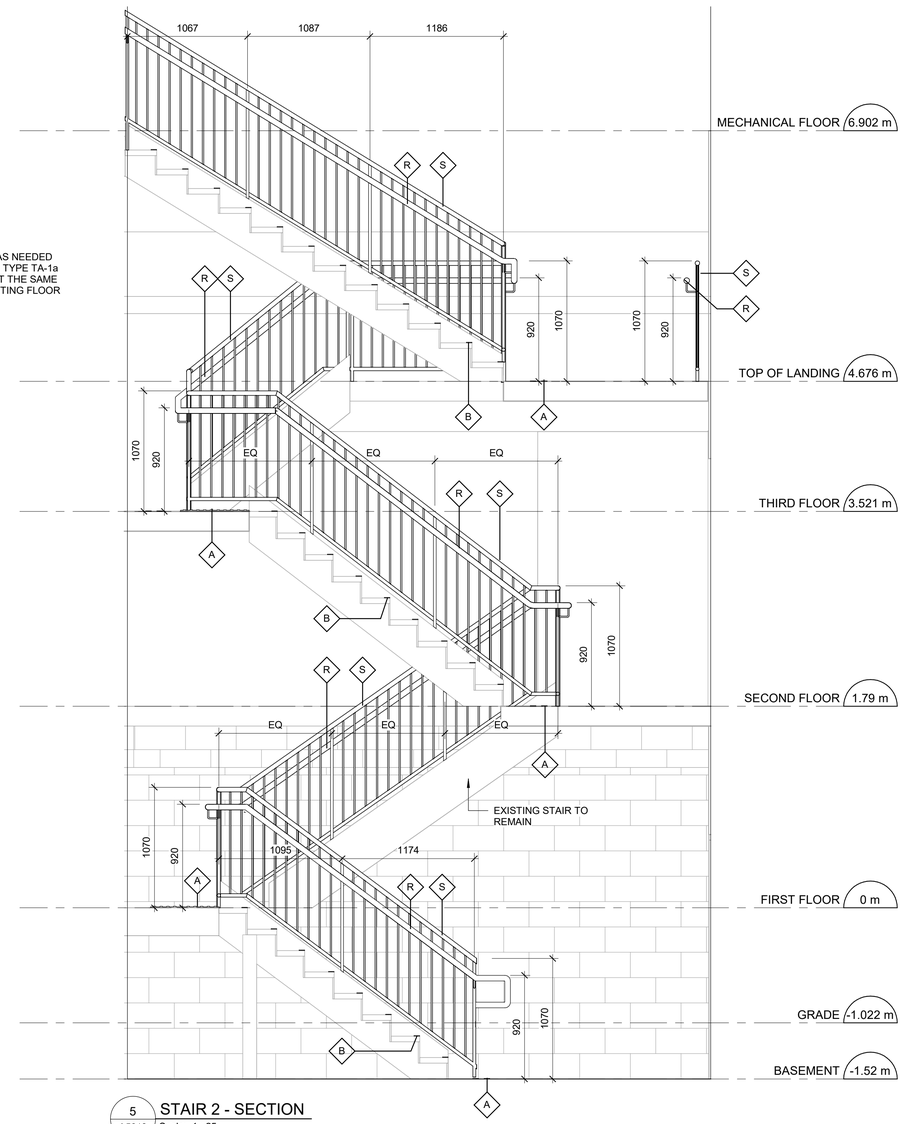

5 A5612 STAIR 2 - SECTION
Scale: 1 : 25

CONSTRUCTION KEY LEGEND

- EXISTING EXTERIOR WALL TO REMAIN
- EXISTING PARTITION TO REMAIN
- NEW EXTERIOR WALL REFER TO WALL SCHEDULE
- NEW PARTITION REFER TO PARTITION SCHEDULE
- EXISTING DOOR TO REMAIN
- ### NEW DOOR AND/ OR NEW HARDWARE
- DASHED AREA INDICATES AREA OF WORK

CONSTRUCTION KEY NOTES

NO	DESCRIPTION
A	INSTALL TACTILE ATTENTION INDICATOR AND TACTILE WARNING STRIP - REFER TO TYPICAL DETAILS 1/D1402 AND 1/D1405.
B	INSTALL COLOUR AND TEXTURE NOSING STRIP - REFER TO TYPICAL DETAIL 1/D1402.
R	INSTALL NEW HANDRAIL - REFER TO DETAILS 1/D1401, 3/D1401, 2/1403, 3/1403, 4/D1402.
S	INSTALL NEW GUARDRAIL - REFER TO DETAILS 5/D1401, 6/D1401, 1/D1403.

True North Project North

CLIENT
CITY OF TORONTO
TORONTO
Corporate Real Estate Management
Project Management Office
Metro Hall Toronto, ON
M5V 3C6

COPYRIGHT
This drawing has been prepared solely for the intended use, thus any reproduction or distribution for any purpose other than authorized by Arcadis is forbidden. Written dimensions shall have precedence over scaled dimensions. Contractors shall verify and be responsible for all dimensions and conditions on the job, and Arcadis shall be informed of any variations from the dimensions and conditions shown on the drawing. Shop drawings shall be submitted to Arcadis for general conformance before proceeding with fabrication.

Arcadis Professional Services (Canada) Inc.

ISSUES

No.	DESCRIPTION	DATE
A	50% SUBMISSION	2021-11-19
B	90% SUBMISSION	2022-02-22
C	ISSUED FOR PERMIT	2022-03-18
D	ISSUED FOR TENDER	2025-04-11

CONSULTANTS

SEAL

PRIME CONSULTANT
ARCADIS
100 - 175 Galaxy Blvd,
Toronto, ON M9W 0C9, Canada
tel 416 679 1930
www.arcadis.com

PROJECT TITLE
CITY OF TORONTO
ACCESSIBILITY UPGRADES

PROJECT ADDRESS
POLICE NO. 33 DIVISION
50 UPJOHN RD

PROJECT NO:
9119-19-0162 / Arcadis 30279056

DRAWN BY:	CHECKED BY:
A.Sunil	**K.Tilahun**
PROJECT MGR: **F. BOLOURIAN**	APPROVED BY: **E.Fenuta**

SHEET TITLE
STAIR PLANS AND SECTION

SHEET NUMBER
G05-249-A5612

ISSUE
D

SCALE CHECK
1 in
10mm

Autodesk Docs://122260 - CoT TAU Upgrades R2020/122260-TAU-5-249-50UP-JHN-A-R20.rvt

4/9/2025 4:05:36 PM

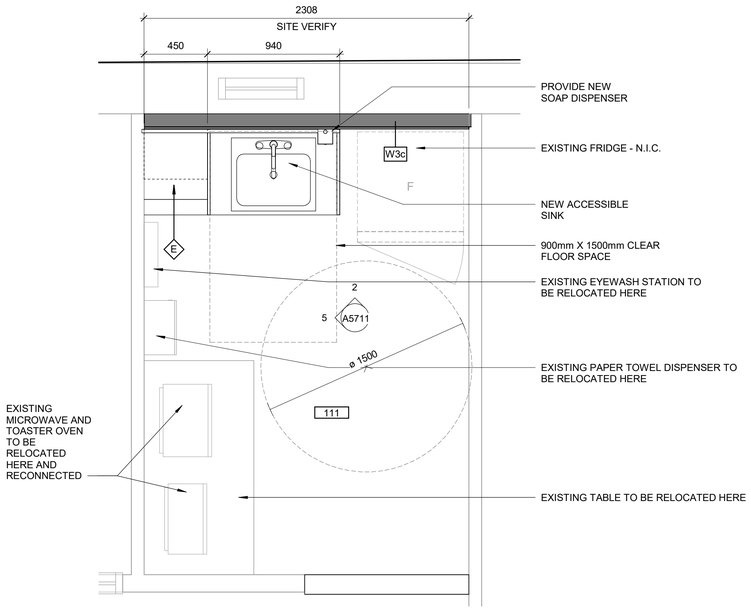

1 / A5711 FIRST FLOOR PLAN - NEW ACCESSIBLE KITCHEN
Scale: 1 : 20

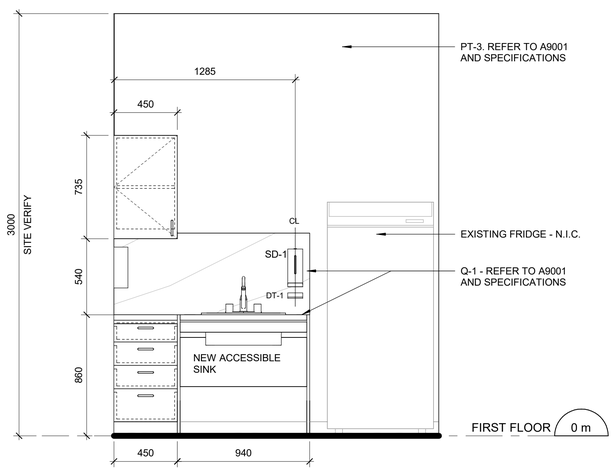

2 / A5711 NORTH ELEVATION - NEW KITCHEN
Scale: 1 : 20

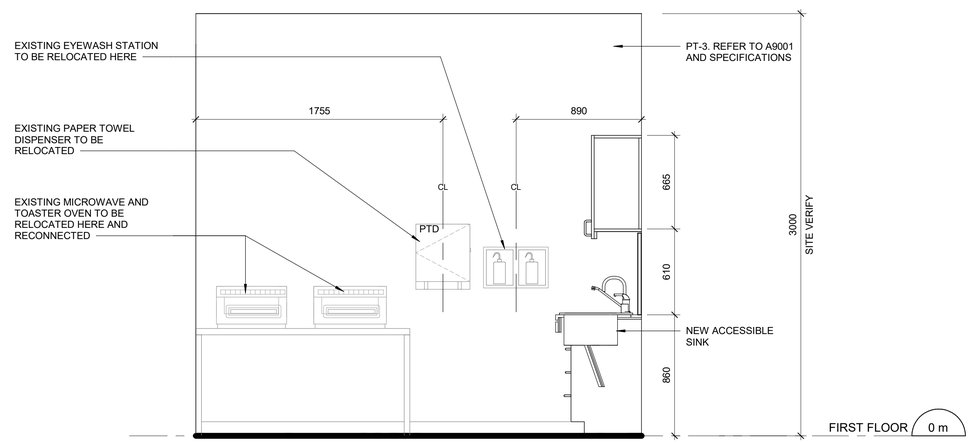

5 / A5711 WEST ELEVATION - NEW KITCHEN
Scale: 1 : 20

CONSTRUCTION KEY LEGEND

- EXISTING EXTERIOR WALL TO REMAIN
- EXISTING PARTITION TO REMAIN
- NEW EXTERIOR WALL REFER TO WALL SCHEDULE
- NEW PARTITION REFER TO PARTITION SCHEDULE
- EXISTING DOOR TO REMAIN
- ### NEW DOOR AND/ OR NEW HARDWARE
- DASHED AREA INDICATES AREA OF WORK

CONSTRUCTION KEY NOTES

NO	DESCRIPTION
E	CONSTRUCT NEW KITCHEN MILLWORK. REFER TO MILLWORK DETAILS 1/D1301, 2/D1301, 3/D1301, 4/D1301, 1/D1302, 2/D1302, 3/D1302, 4/1302, 5/D1302, 6/D1302, 8/D1302.


PHOTO 1

PHOTO 2


PHOTO 3

True North Project North

CLIENT
CITY OF TORONTO
TORONTO
Corporate Real Estate Management
Project Management Office
Metro Hall Toronto, ON
M5V 3C6

COPYRIGHT
This drawing has been prepared solely for the intended use, thus any reproduction or distribution for any purpose other than authorized by Arcadis is forbidden. Written dimensions shall have precedence over scaled dimensions. Contractors shall verify and be responsible for all dimensions and conditions on the job, and Arcadis shall be informed of any variations from the dimensions and conditions shown on the drawing. Shop drawings shall be submitted to Arcadis for general conformance before proceeding with fabrication.

Arcadis Professional Services (Canada) Inc.

ISSUES

No.	DESCRIPTION	DATE
A	50% SUBMISSION	2021-11-19
B	90% SUBMISSION	2022-02-22
C	ISSUED FOR PERMIT	2022-03-18
D	ISSUED FOR TENDER	2025-04-11

CONSULTANTS

SEAL

PRIME CONSULTANT
ARCADIS
100 - 175 Galaxy Blvd,
Toronto, ON M9W 0C9, Canada
tel 416 679 1930
www.arcadis.com

PROJECT TITLE
CITY OF TORONTO
ACCESSIBILITY UPGRADES

PROJECT ADDRESS
POLICE NO. 33 DIVISION
50 UPJOHN RD

PROJECT NO:
9119-19-0162 / Arcadis 30279056

DRAWN BY:	CHECKED BY:
A.Sunil	**K.Tilahun**
PROJECT MGR:	APPROVED BY:
F. BOLOURIAN	**E.Fenuta**

SHEET TITLE
NEW KITCHEN PLANS & ELEVATIONS

SHEET NUMBER
G05-249-A5711

ISSUE
D

Autodesk Docs://122250 - CoT TAU Upgrades R2020/122250-TAU-5-249-50-UPJHN-A-R20.rvt

SCALE CHECK
10mm
1 m

4/9/2025 4:05:37 PM

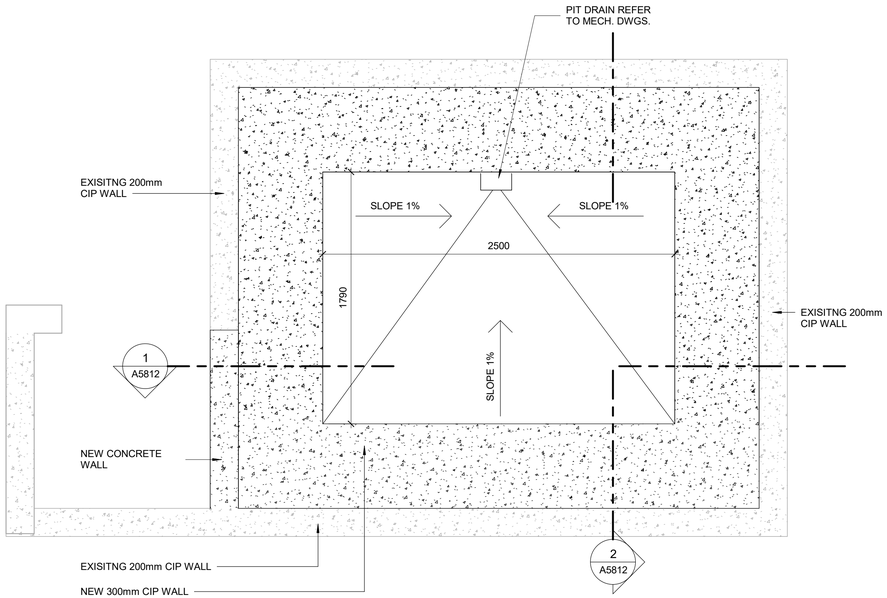

2 A5811 ELEVATOR - ENLARGED BASEMENT PLAN
Scale: 1 : 20

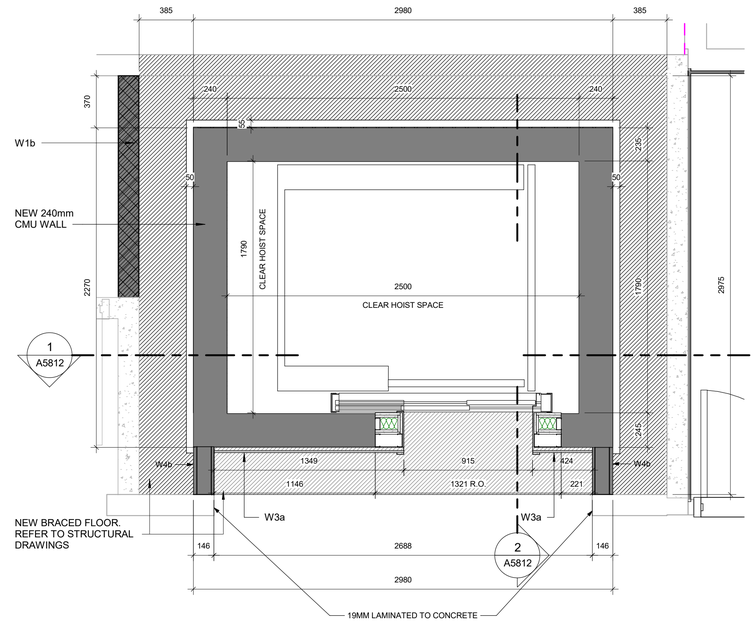

3 A5811 ELEVATOR - ENLARGED THIRD FLOOR PLAN
Scale: 1 : 20

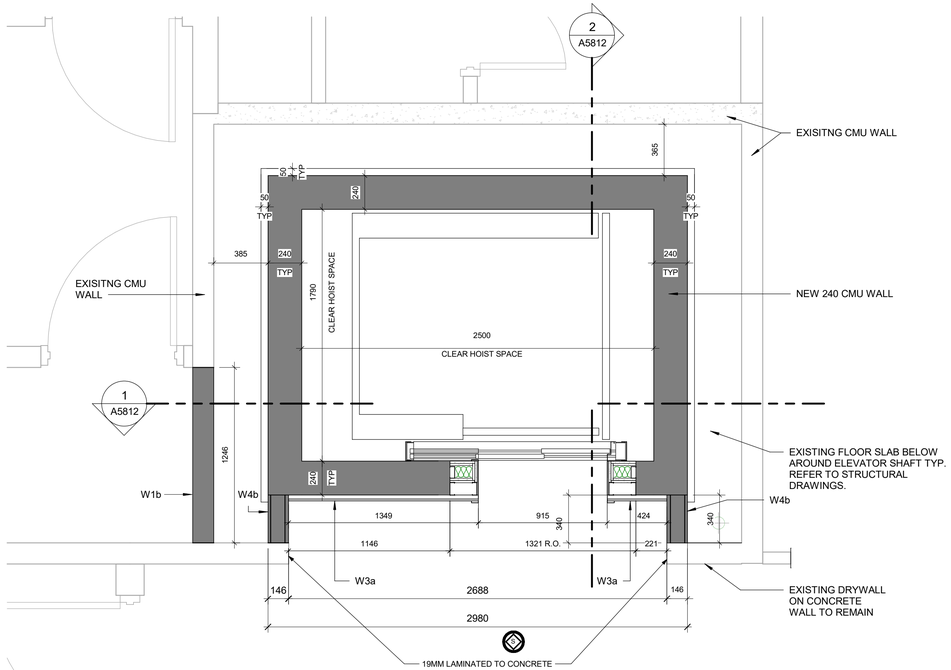

1 A5811 ELEVATOR - ENLARGED FIRST FLOOR PLAN
Scale: 1 : 20

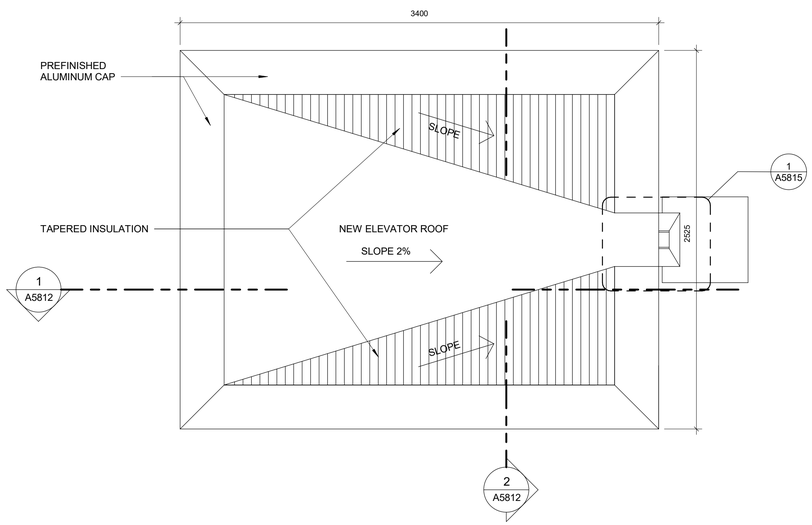

4 A5811 ELEVATOR - ENLARGED MECHANICAL FLOOR PLAN
Scale: 1 : 20

CONSTRUCTION KEY LEGEND

- EXISTING EXTERIOR WALL TO REMAIN
- EXISTING PARTITION TO REMAIN
- NEW EXTERIOR WALL REFER TO WALL SCHEDULE
- NEW PARTITION REFER TO PARTITION SCHEDULE
- EXISTING DOOR TO REMAIN
- ### NEW DOOR AND/ OR NEW HARDWARE
- DASHED AREA INDICATES AREA OF WORK

NOTE:

FOR DETAILS REFER TO STRUCTURAL DWGS.

CLIENT

CITY OF TORONTO

TORONTO

Corporate Real Estate Management
Project Management Office
Metro Hall Toronto, ON
M5V 3C6

COPYRIGHT
This drawing has been prepared solely for the intended use, thus any reproduction or distribution for any purpose other than authorized by Arcadis is forbidden. Written dimensions shall have precedence over scaled dimensions. Contractors shall verify and be responsible for all dimensions and conditions on the job, and Arcadis shall be informed of any variations from the dimensions and conditions shown on the drawing. Shop drawings shall be submitted to Arcadis for general conformance before proceeding with fabrication.

Arcadis Professional Services (Canada) Inc.

ISSUES

No.	DESCRIPTION	DATE
A	50% SUBMISSION	2021-11-19
B	90% SUBMISSION	2022-02-22
C	ISSUED FOR PERMIT	2022-03-18
D	ISSUED FOR TENDER	2025-04-11

CONSULTANTS

SEAL

PRIME CONSULTANT

ARCADIS

100 - 175 Galaxy Blvd,
Toronto, ON M9W 0C9, Canada
tel 416 679 1930
www.arcadis.com

PROJECT TITLE
CITY OF TORONTO
ACCESSIBILITY UPGRADES

PROJECT ADDRESS

POLICE NO. 33 DIVISION
50 UPJOHN RD

PROJECT NO:
9119-19-0162 / Arcadis 30279056

DRAWN BY:	CHECKED BY:
A.Sunil	**K.Tilahun**
PROJECT MGR:	APPROVED BY:
F. BOLOURIAN	**E.Fenuta**

SHEET TITLE
ELEVATOR PLANS

SHEET NUMBER
G05-249-A5811

ISSUE
D

True North
Project North

Autodesk Docs://122260 - CoT TAU Upgrades R2020/122260-TAU-5-249-50UPJHN-A-R20.rvt

SCALE CHECK
10mm
1 in

4/9/2025 4:05:39 PM

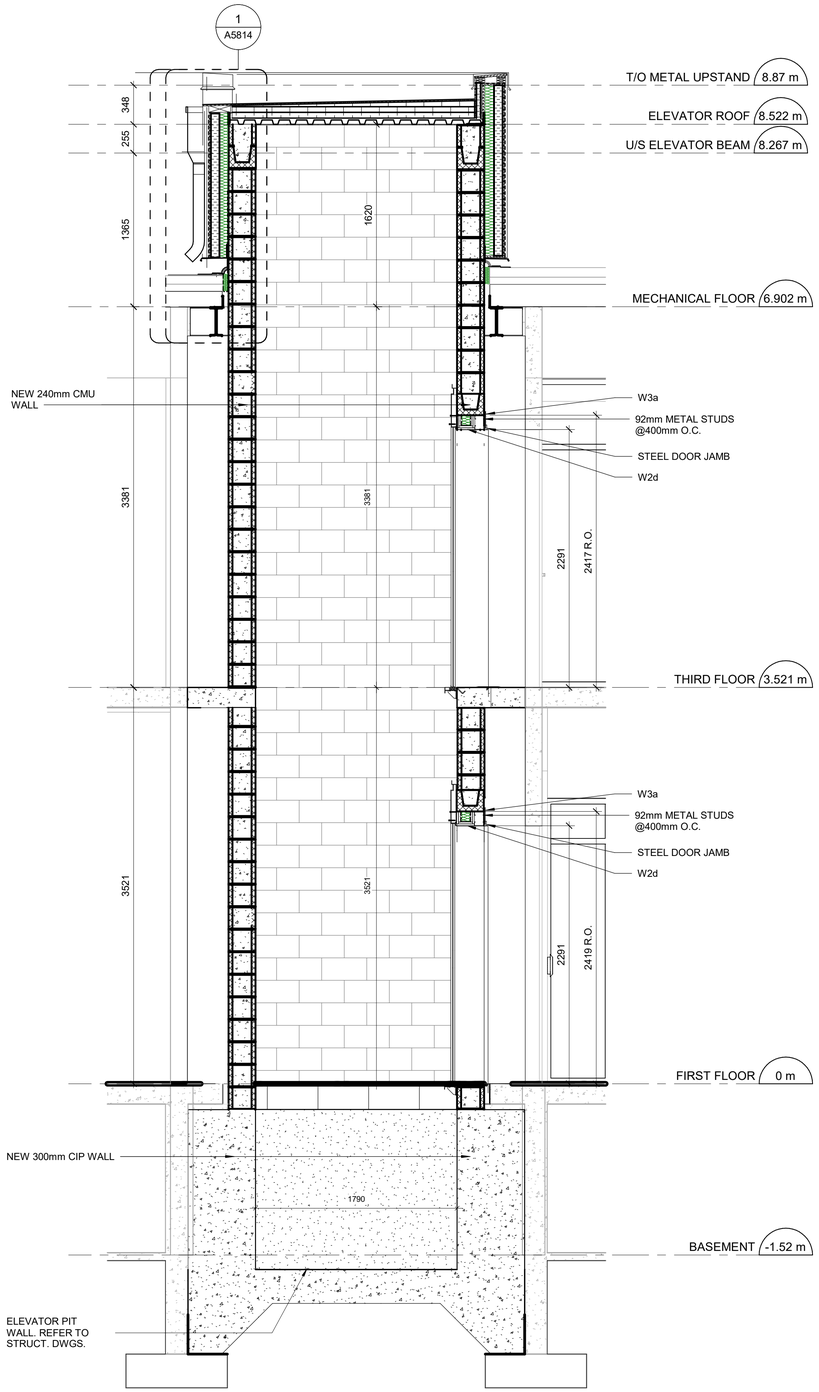

2 A5812 ELEVATOR - SECTION - 1
Scale: 1 : 25

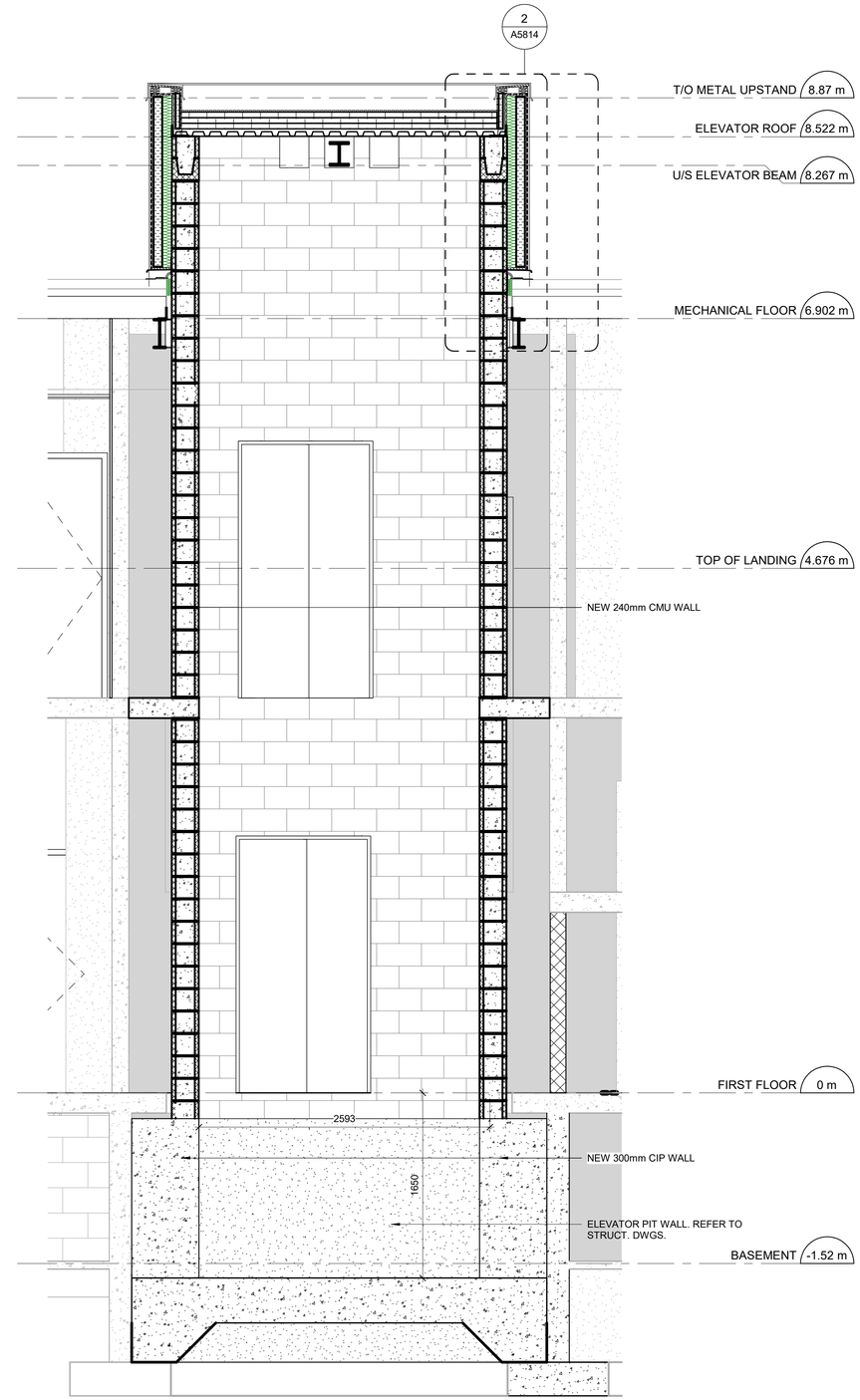

1 A5812 ELEVATOR - SECTION - 2
Scale: 1 : 25

CONSTRUCTION KEY LEGEND

- EXISTING EXTERIOR WALL TO REMAIN
- EXISTING PARTITION TO REMAIN
- NEW EXTERIOR WALL REFER TO WALL SCHEDULE
- NEW PARTITION REFER TO PARTITION SCHEDULE
- EXISTING DOOR TO REMAIN
- ### NEW DOOR AND/ OR NEW HARDWARE
- DASHED AREA INDICATES AREA OF WORK

NOTE:

FOR DETAILS REFER TO STRUCTURAL DWGS.

CLIENT

CITY OF TORONTO

TORONTO

Corporate Real Estate Management
Project Management Office
Metro Hall Toronto, ON
M5V 3C6

COPYRIGHT
This drawing has been prepared solely for the intended use, thus any reproduction or distribution for any purpose other than authorized by Arcadis is forbidden. Written dimensions shall have precedence over scaled dimensions. Contractors shall verify and be responsible for all dimensions and conditions on the job, and Arcadis shall be informed of any variations from the dimensions and conditions shown on the drawing. Shop drawings shall be submitted to Arcadis for general conformance before proceeding with fabrication.

Arcadis Professional Services (Canada) Inc.

ISSUES

No.	DESCRIPTION	DATE
A	50% SUBMISSION	2021-11-19
B	90% SUBMISSION	2022-02-22
C	ISSUED FOR PERMIT	2022-03-18
D	ISSUED FOR TENDER	2025-04-11

CONSULTANTS

SEAL

PRIME CONSULTANT

ARCADIS

100 - 175 Galaxy Blvd,
Toronto, ON M9W 0C9, Canada
tel 416 679 1930
www.arcadis.com

PROJECT TITLE
CITY OF TORONTO ACCESSIBILITY UPGRADES

PROJECT ADDRESS
POLICE NO. 33 DIVISION
50 UPJOHN RD

PROJECT NO:
9119-19-0162 / Arcadis 30279056

DRAWN BY:	CHECKED BY:
A.Sunil	**K.Tilahun**
PROJECT MGR:	APPROVED BY:
F. BOLOURIAN	**E.Fenuta**

SHEET TITLE
ELEVATOR SECTIONS

SHEET NUMBER
G05-249-A5812

ISSUE
D

SCALE CHECK
1 in
10mm

Autodesk Docs://122260 - CoT TAU Upgrades R2020/122260-TAU-S-249-50UPJHN-A-R20.rvt

4/9/2025 4:05:40 PM

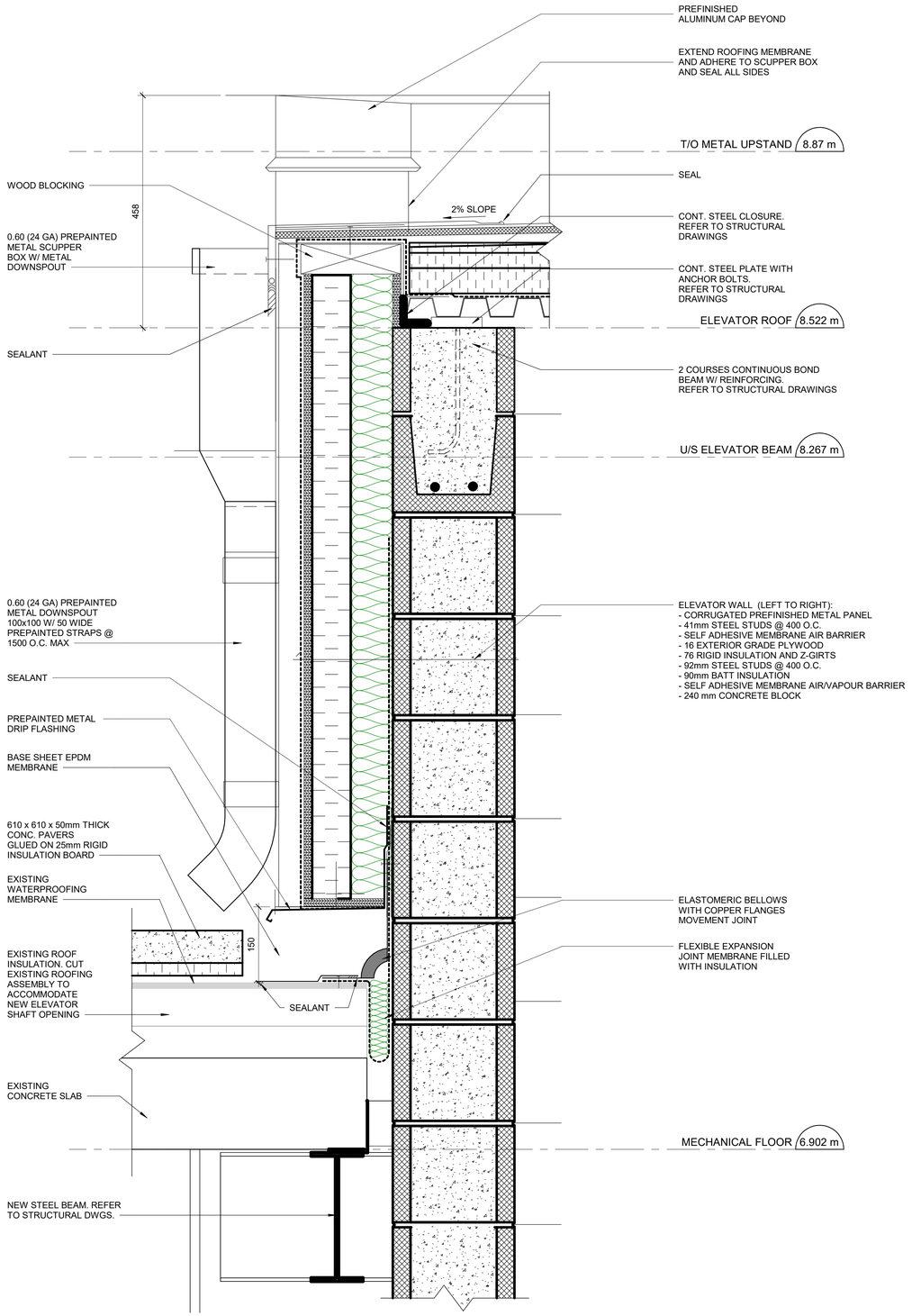

3 A5813 ROOF SCUPPER - OPTION 1
Scale: 1 : 5

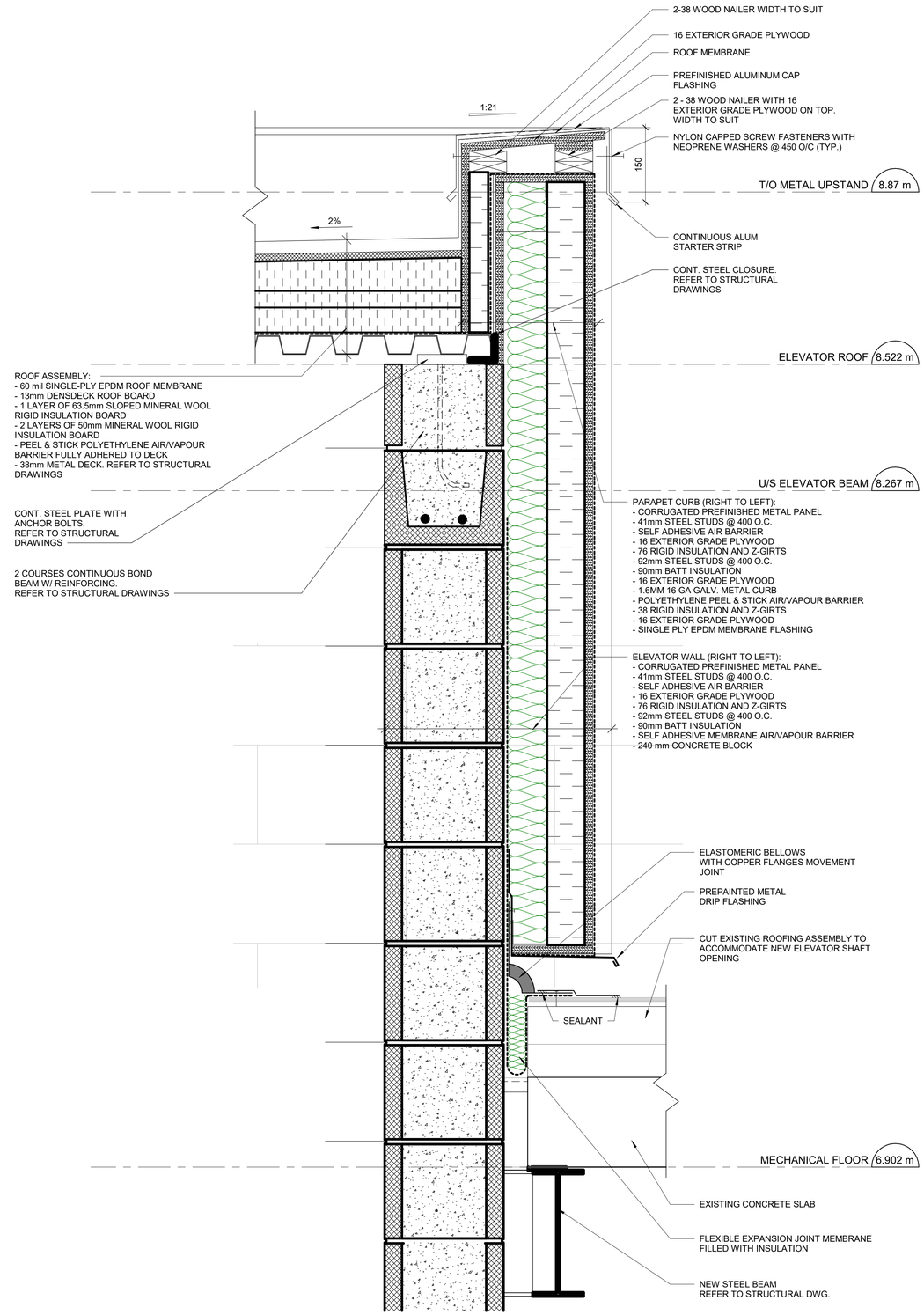

4 A5813 ROOF PARAPET - OPTION 1
Scale: 1 : 5

CLIENT

CITY OF TORONTO

Corporate Real Estate Management
Project Management Office
Metro Hall Toronto, ON
M5V 3C6

COPYRIGHT
This drawing has been prepared solely for the intended use, thus any reproduction or distribution for any purpose other than authorized by Arcadis is forbidden. Written dimensions shall have precedence over scaled dimensions. Contractors shall verify and be responsible for all dimensions and conditions on the job, and Arcadis shall be informed of any variations from the dimensions and conditions shown on the drawing. Shop drawings shall be submitted to Arcadis for general conformance before proceeding with fabrication.

Arcadis Professional Services (Canada) Inc.

ISSUES

No.	DESCRIPTION	DATE
A	ISSUED FOR PERMIT	2022-03-18
B	ISSUED FOR TENDER	2025-04-11

CONSULTANTS

SEAL

PRIME CONSULTANT

ARCADIS

100 - 175 Galaxy Blvd,
Toronto, ON M9W 0C9, Canada
tel 416 679 1930
www.arcadis.com

PROJECT TITLE
CITY OF TORONTO ACCESSIBILITY UPGRADES

PROJECT ADDRESS
POLICE NO. 33 DIVISION
50 UPJOHN RD

PROJECT NO:
9119-19-0162 / Arcadis 30279056

DRAWN BY:	CHECKED BY:
Author	**Checker**
PROJECT MGR:	APPROVED BY:
F. BOLOURIAN	**Approver**

SHEET TITLE
ELEVATOR DETAILS

SHEET NUMBER
G05-249-A5813

ISSUE
B

SCALE CHECK
1 in
10mm

Autodesk Docs://122260 - CoT TAU Upgrades R2020/122260-TAU-5-249-50UPJHN-A-R20.rvt

4/9/2025 4:05:40 PM

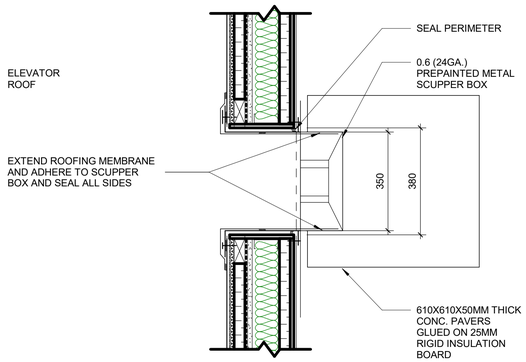

1 / A5815 SCUPPER PLAN DETAIL
Scale: 1 : 10

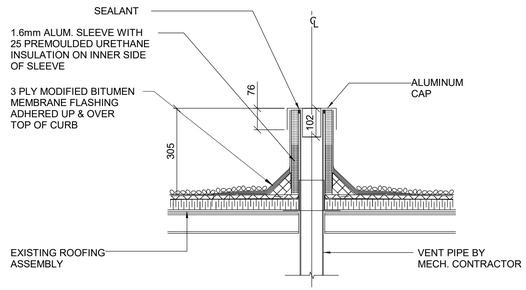

2 / A5815 TYPICAL PLUMBING VENT OPTION 1 - 3-PLY BUILT-UP ROOFING
Scale: 1 : 10

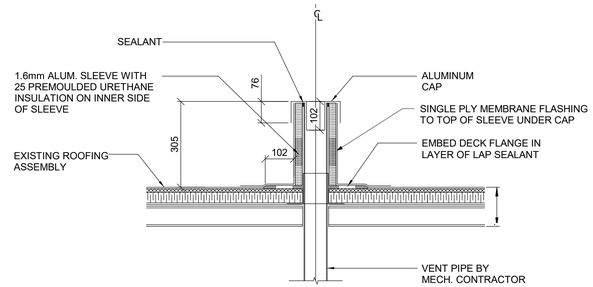

3 / A5815 TYPICAL PLUMBING VENT OPTION 2 - SINGLE PLY MEMBRANE ROOFING
Scale: 1 : 10

NOTE:
FOR WALL TYPES REFER TO FLOOR PLANS

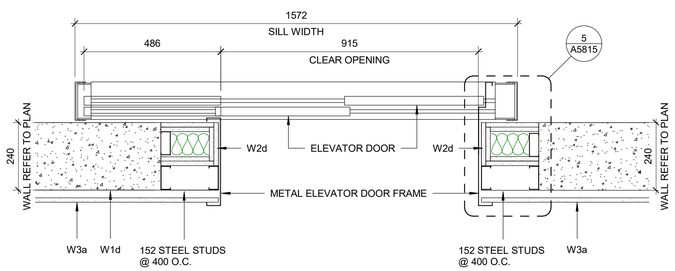

4 / A5815 JAMB DETAIL
Scale: 1 : 10

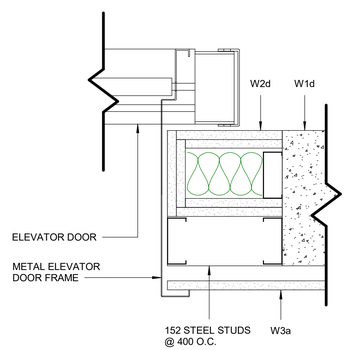

5 / A5815 JAMB DETAIL1 - Callout 1
Scale: 1 : 5

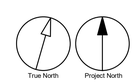

CLIENT
CITY OF TORONTO
TORONTO
Corporate Real Estate Management
Project Management Office
Metro Hall Toronto, ON
M5V 3C6

COPYRIGHT
This drawing has been prepared solely for the intended use, thus any reproduction or distribution for any purpose other than authorized by Arcadis is forbidden. Written dimensions shall have precedence over scaled dimensions. Contractors shall verify and be responsible for all dimensions and conditions on the job, and Arcadis shall be informed of any variations from the dimensions and conditions shown on the drawing. Shop drawings shall be submitted to Arcadis for general conformance before proceeding with fabrication.
Arcadis Professional Services (Canada) Inc.

ISSUES

No.	DESCRIPTION	DATE
A	ISSUED FOR PERMIT	2022-03-18
B	ISSUED FOR TENDER	2025-04-11

CONSULTANTS

SEAL

PRIME CONSULTANT
ARCADIS
100 - 175 Galaxy Blvd,
Toronto, ON M9W 0C9, Canada
tel 416 679 1930
www.arcadis.com

PROJECT TITLE
CITY OF TORONTO
ACCESSIBILITY UPGRADES

PROJECT ADDRESS
POLICE NO. 33 DIVISION
50 UPJOHN RD

PROJECT NO:
9119-19-0162 / Arcadis 30279056

DRAWN BY:	CHECKED BY:
A. Kvasniuk	**K.Tilahun**
PROJECT MGR:	APPROVED BY:
F. BOLOURIAN	**E.Fenuta**

SHEET TITLE
ELEVATOR DETAILS

SHEET NUMBER
G05-249-A5815

ISSUE
B

Autodesk Docs://122250 - CoT TAU Upgrades R2020/122250-TAU-5-249-50(UPJHN-A-R20.rvt

SCALE CHECK
10mm
1 in

4/9/2025 4:05:41 PM

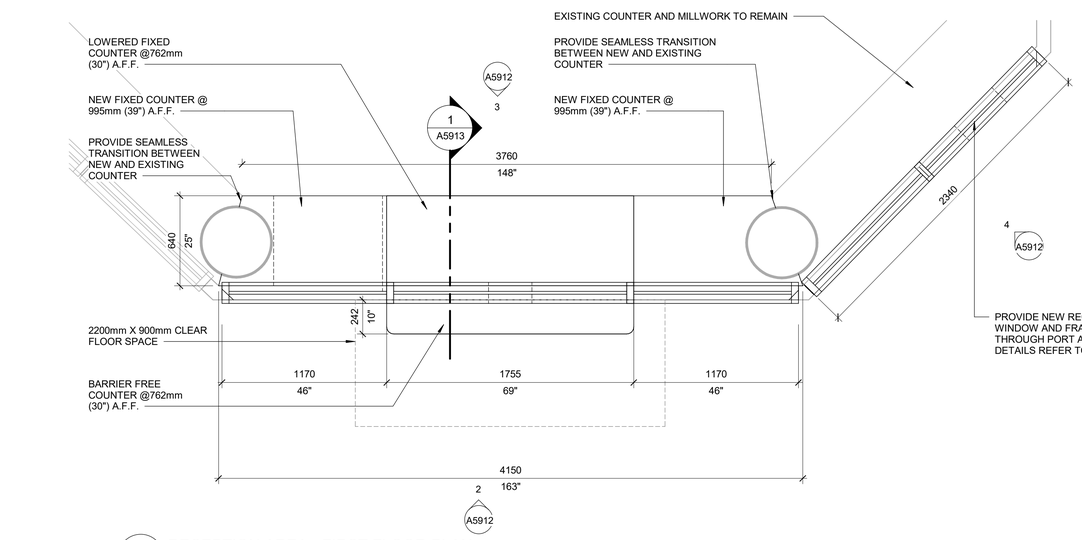

1 A5912 RECEPTION AREA - FIRST FLOOR PLAN
Scale: 1 : 20



PHOTO 1



PHOTO 2

CONSTRUCTION KEY LEGEND

- EXISTING EXTERIOR WALL TO REMAIN
- EXISTING PARTITION TO REMAIN
- NEW EXTERIOR WALL REFER TO WALL SCHEDULE
- NEW PARTITION REFER TO PARTITION SCHEDULE
- EXISTING DOOR TO REMAIN
- ### NEW DOOR AND/ OR NEW HARDWARE
- DASHED AREA INDICATES AREA OF WORK

NOTE:

STANDING HEIGHT COUNTER TO BE BUILT FIRST TO SERVICE THE RECEPTION AREA WHILE ACCESSIBLE COUNTER IS BEING CONSTRUCTED

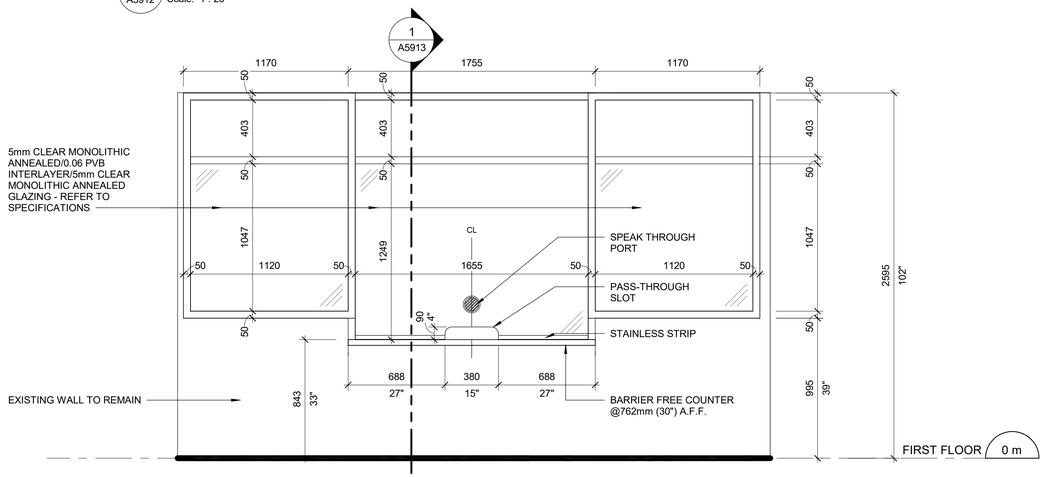

2 A5912 RECEPTION AREA - NORTH ELEVATION
Scale: 1 : 20

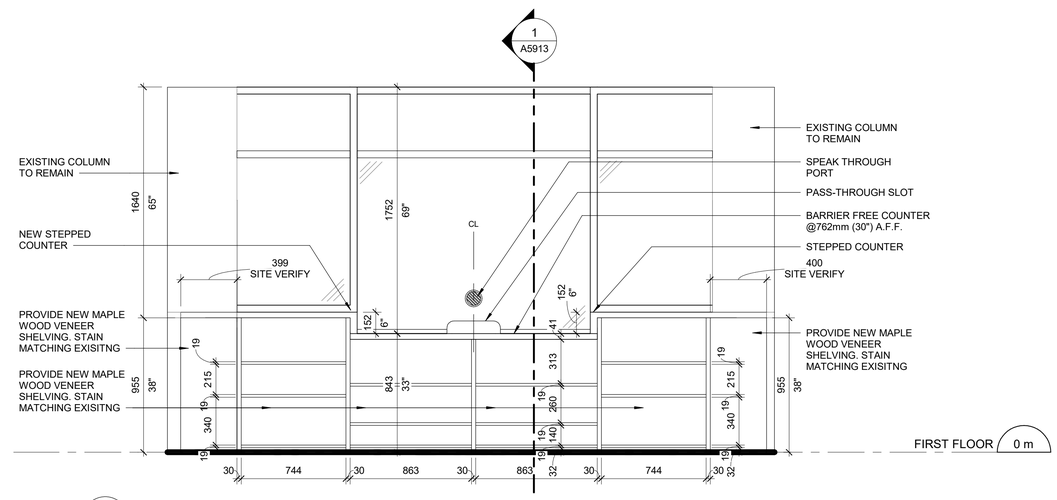

3 A5912 RECEPTION AREA - SOUTH ELEVATION
Scale: 1 : 20

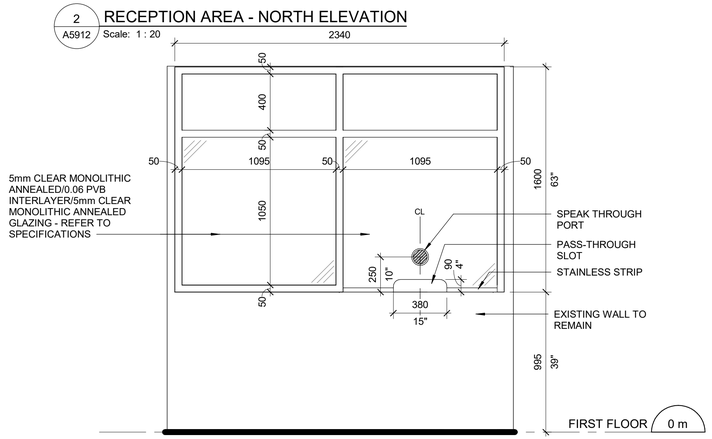

4 A5912 RECEPTION AREA - STANDING HEIGHT WINDOW ELEVATION
Scale: 1 : 20

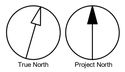

CLIENT

CITY OF TORONTO

Corporate Real Estate Management
Project Management Office
Metro Hall Toronto, ON
M5V 3C6

COPYRIGHT
This drawing has been prepared solely for the intended use, thus any reproduction or distribution for any purpose other than authorized by Arcadis is forbidden. Written dimensions shall have precedence over scaled dimensions. Contractors shall verify and be responsible for all dimensions and conditions on the job, and Arcadis shall be informed of any variations from the dimensions and conditions shown on the drawing. Shop drawings shall be submitted to Arcadis for general conformance before proceeding with fabrication.

Arcadis Professional Services (Canada) Inc.

ISSUES

No.	DESCRIPTION	DATE
A	50% SUBMISSION	2021-11-19
B	90% SUBMISSION	2022-02-22
C	ISSUED FOR PERMIT	2022-03-18
D	ISSUED FOR TENDER	2025-04-11

CONSULTANTS

SEAL

PRIME CONSULTANT

ARCADIS

100 - 175 Galaxy Blvd,
Toronto, ON M9W 0C9, Canada
tel 416 679 1930
www.arcadis.com

PROJECT TITLE
CITY OF TORONTO
ACCESSIBILITY UPGRADES

PROJECT ADDRESS
POLICE NO. 33 DIVISION
50 UPJOHN RD

PROJECT NO:
9119-19-0162 / Arcadis 30279056

DRAWN BY:	CHECKED BY:
A.Sunil	**K.Tilahun**
PROJECT MGR:	APPROVED BY:
F. BOLOURIAN	**E.Fenuta**

SHEET TITLE
RECEPTION AREA - PLANS/ ELEVATIONS

SHEET NUMBER
G05-249-A5912

ISSUE
D

SCALE CHECK
10mm
1 in

Autodesk Docs://122260 - CoT TAU Upgrades R2020/122260-TAU-5-249-50UPJHN-A-R20.rvt

4/9/2025 4:05:42 PM

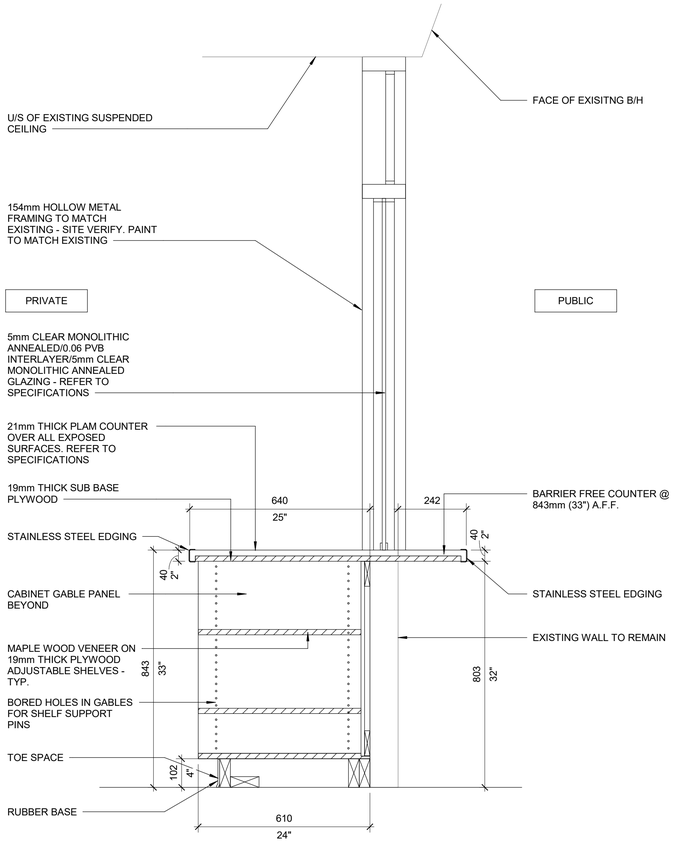

1 / A5913 REREPTION AREA MILLWORK - SECTION
Scale: 1 : 10

CLIENT

CITY OF TORONTO

Corporate Real Estate Management
Project Management Office
Metro Hall Toronto, ON
M5V 3C6

COPYRIGHT
This drawing has been prepared solely for the intended use, thus any reproduction or distribution for any purpose other than authorized by Arcadis is forbidden. Written dimensions shall have precedence over scaled dimensions. Contractors shall verify and be responsible for all dimensions and conditions on the job, and Arcadis shall be informed of any variations from the dimensions and conditions shown on the drawing. Shop drawings shall be submitted to Arcadis for general conformance before proceeding with fabrication.

Arcadis Professional Services (Canada) Inc.

ISSUES

No.	DESCRIPTION	DATE
A	90% SUBMISSION	2022-02-22
B	ISSUED FOR PERMIT	2022-03-18
C	ISSUED FOR TENDER	2025-04-11

CONSULTANTS

SEAL

PRIME CONSULTANT

ARCADIS

100 - 175 Galaxy Blvd,
Toronto, ON M9W 0C9, Canada
tel 416 679 1930
www.arcadis.com

PROJECT TITLE
CITY OF TORONTO
ACCESSIBILITY UPGRADES

PROJECT ADDRESS

POLICE NO. 33 DIVISION
50 UPJOHN RD

PROJECT NO:
9119-19-0162 / Arcadis 30279056

DRAWN BY:	CHECKED BY:
a. Kvasniuk	**K.Tilahun**
PROJECT MGR: **F. BOLOURIAN**	APPROVED BY: **E.Fenuta**

SHEET TITLE
RECEPTION AREA - DETAILS

SHEET NUMBER	ISSUE
G05-249-A5913	C

Autodesk Docs://122260 - CoT TAU Upgrades R2020/122260-TAU-5-249-50UPJHN-A-R20.rvt

SCALE CHECK
10mm
1 in

4/9/2025 4:05:42 PM

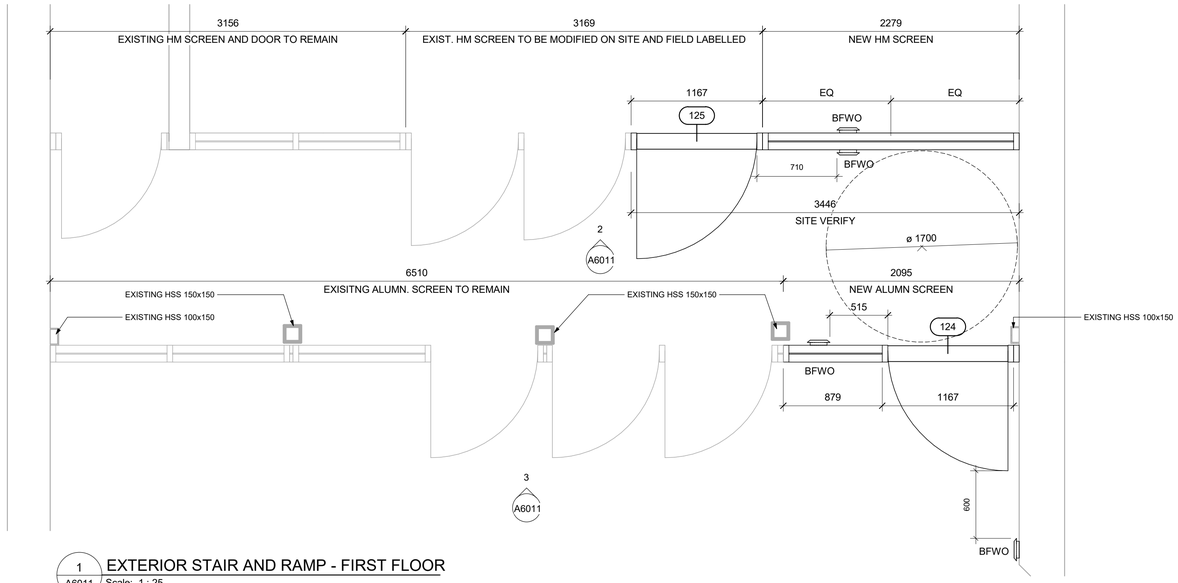

1 A6011 EXTERIOR STAIR AND RAMP - FIRST FLOOR
Scale: 1 : 25

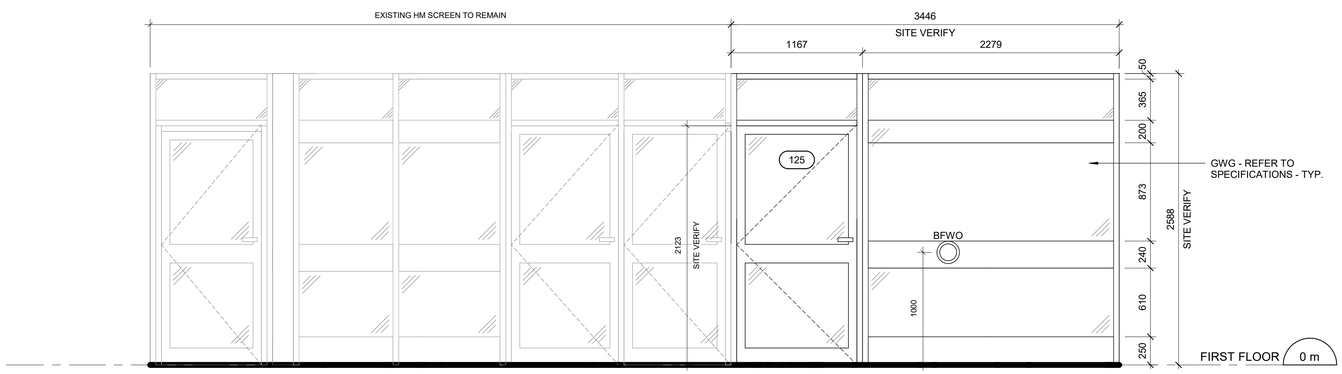

2 A6011 ENTRANCE ELEVATION INTERIOR
Scale: 1 : 25

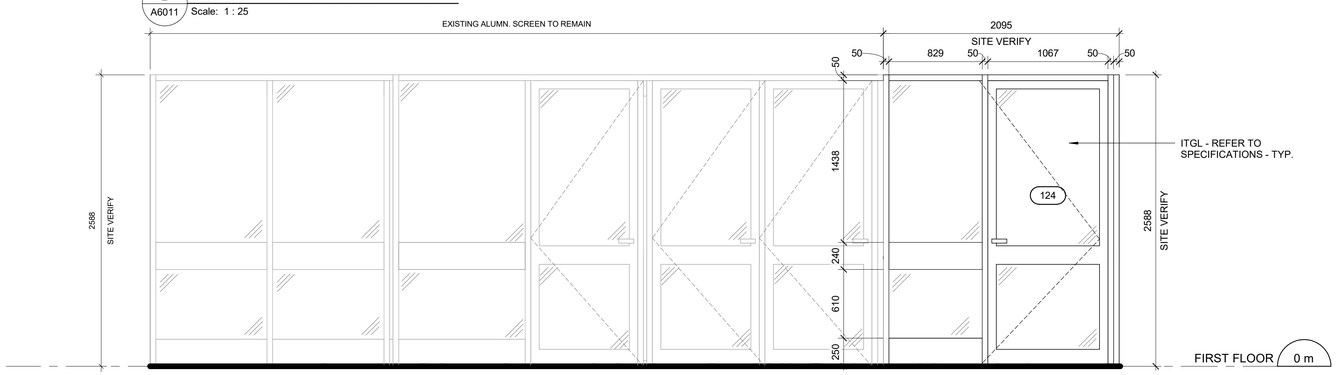

3 A6011 ENTRANCE ELEVATION EXTERIOR
Scale: 1 : 25

CONSTRUCTION KEY LEGEND

- EXISTING EXTERIOR WALL TO REMAIN
- EXISTING PARTITION TO REMAIN
- NEW EXTERIOR WALL REFER TO WALL SCHEDULE
- NEW PARTITION REFER TO PARTITION SCHEDULE
- EXISTING DOOR TO REMAIN
- ### NEW DOOR AND/ OR NEW HARDWARE
- DASHED AREA INDICATES AREA OF WORK

CONSTRUCTION GENERAL NOTES

1. NEW DOOR CARD READER AND BARRIER FREE PUSH BUTTON TO BE COORDINATED WITH ELECTRICAL DRAWINGS FOR LOCATION AND HEIGHT INSTALLATION REFER TO ARCHITECTURAL DETAIL BOOKLET.
2. REINSTALL ALL ELECTRICAL SWITCHES, RECEPTACLES, CARD READERS AND PULL STATIONS AT ACCESSIBLE HEIGHT AS IDENTIFIED IN THE ELECTRICAL DRAWINGS

True North
Project North

CLIENT
CITY OF TORONTO
TORONTO
Corporate Real Estate Management
Project Management Office
Metro Hall Toronto, ON
M5V 3C6

COPYRIGHT
This drawing has been prepared solely for the intended use, thus any reproduction or distribution for any purpose other than authorized by Arcadis is forbidden. Written dimensions shall have precedence over scaled dimensions. Contractors shall verify and be responsible for all dimensions and conditions on the job, and Arcadis shall be informed of any variations from the dimensions and conditions shown on the drawing. Shop drawings shall be submitted to Arcadis for general conformance before proceeding with fabrication.

Arcadis Professional Services (Canada) Inc.

ISSUES

No.	DESCRIPTION	DATE
A	50% SUBMISSION	2021-11-19
B	90% SUBMISSION	2022-02-22
C	ISSUED FOR PERMIT	2022-03-18
D	ISSUED FOR TENDER	2025-04-11

CONSULTANTS

SEAL

PRIME CONSULTANT
ARCADIS
100 - 175 Galaxy Blvd,
Toronto, ON M9W 0C9, Canada
tel 416 679 1930
www.arcadis.com

PROJECT TITLE
CITY OF TORONTO
ACCESSIBILITY UPGRADES

PROJECT ADDRESS
POLICE NO. 33 DIVISION
50 UPJOHN RD

PROJECT NO:
9119-19-0162 / Arcadis 30279056

DRAWN BY:	CHECKED BY:
A.Sunil	**K.Tilahun**
PROJECT MGR:	APPROVED BY:
F. BOLOURIAN	**E.Fenuta**

SHEET TITLE
MAIN ENTRANCE - PLAN/ ELEVATIONS

SHEET NUMBER
G05-249-A6011

ISSUE
D

Autodesk Docs://122260 - CoT TAU Upgrades R2020/122260-TAU-5-249-50UPJHN-A-R20.rvt

10mm
SCALE CHECK
1 in

4/9/2025 4:05:43 PM

ROOM FINISH SCHEDULE

ROOM NUMBER	ROOM NAME	FLOOR		BASE		NORTH		EAST		SOUTH		WEST		CEILING			NOTES
		MAT.	FIN.	MAT.	FIN.	MAT.	FIN.	MAT.	FIN.	MAT.	FIN.	MAT.	FIN.	MAT.	FIN.	HEIGHT	
BASEMENT																	
013	013	EXIST	EXIST	EXIST	EXIST	EXIST	PT-3	EXIST	PT-3	EXIST	PT-3	EXIST	PT-3	EXIST	EXIST	EXIST	REPAINT NEW STAIR GUARD AND HANDRAIL - PT-7
014	014	EXIST	EXIST	EXIST	EXIST	EXIST	PT-3	EXIST	PT-3	EXIST	PT-3	EXIST	PT-3	EXIST	EXIST	EXIST	REPAINT NEW STAIR GUARD AND HANDRAIL - PT-7
FIRST FLOOR																	
107	BARRIER FREE WASHROOM 1	EXIST	TF-1	EXIST	TF-1	EXIST, CMU	PT-3	EXIST, CMU	PT-3	EXIST	PT-3	EXIST	PT-3	EXIST	EXIST	EXIST	
109	109	EXIST	EXIST	EXIST, RB-1	PT-3	EXIST	EXIST	EXIST, GB	PT-3	EXIST	EXIST	EXIST	EXIST	EXIST	EXIST	EXIST	
111	111	EXIST	EXIST	EXIST, RB-1	PT-3	GB	PT-3, Q-1	EXIST	PT-3	EXIST	PT-3	EXIST	PT-3	EXIST	EXIST	EXIST	
112	112	EXIST	EXIST	EXIST, RB-1	PT-3	EXIST	PT-3	EXIST	PT-3	EXIST	EXIST	EXIST, GB	PT-3	EXIST	EXIST	EXIST	
113	113	EXIST	EXIST	EXIST	EXIST	EXIST	PT-3	EXIST	EXIST	EXIST	PT-3	EXIST	EXIST	EXIST	EXIST	EXIST	
114	114	EXIST	EXIST	EXIST	EXIST	EXIST	EXIST	EXIST	EXIST	EXIST	EXIST	EXIST	PT-3	EXIST	EXIST	EXIST	
115	115	EXIST	EXIST	EXIST	EXIST	EXIST	EXIST	EXIST	EXIST	EXIST	PT-3	EXIST	EXIST	EXIST	EXIST	EXIST	
118	BARRIER FREE WASHROOM 3	EXIST	PFT-1	CWT-4	CWT-4	EXIST	CWT-1, CWT-3, CWT-4	EXIST	CWT-1, CWT-3, CWT-4	EXIST, GB	CWT-1, CWT-3, CWT-4	EXIST	CWT-1, CWT-3, CWT-4	GB	PT-2	2600	
119	BARRIER FREE WASHROOM 2	EXIST	PFT-1	CWT-4	CWT-4	EXIST	CWT-1, CWT-3, CWT-4	EXIST	CWT-1, CWT-3, CWT-4	EXIST, GB	CWT-1, CWT-3, CWT-4	EXIST	CWT-1, CWT-3, CWT-4	GB	PT-2	2600	
120	120	EXIST	EXIST	EXIST	EXIST	EXIST	EXIST	EXIST	EXIST	EXIST	EXIST	EXIST	PT-3	EXIST	EXIST	EXIST	
121	121	EXIST	EXIST	EXIST	EXIST	EXIST	EXIST	EXIST	EXIST	EXIST	EXIST	EXIST	PT-3	EXIST	EXIST	EXIST	
122	122	EXIST	EXIST	EXIST	EXIST	EXIST	EXIST	EXIST	EXIST	EXIST	EXIST	EXIST	PT-3	EXIST	EXIST	EXIST	
123	123	EXIST	EXIST	EXIST	EXIST	EXIST	EXIST	EXIST	PT-3	EXIST	EXIST	EXIST	EXIST	EXIST	EXIST	EXIST	
130	130	EXIST	EXIST, TF-2	EXIST, TF-2	EXIST, TF-2	EXIST	PT-3	EXIST	PT-3	EXIST	PT-3	EXIST	EXIST	EXIST	EXIST	EXIST	
131	131	EXIST	EXIST	EXIST	EXIST	EXIST	EXIST	EXIST	EXIST	EXIST	PT-3	EXIST	EXIST	EXIST	EXIST	EXIST	
133	133	EXIST	EXIST	EXIST	EXIST	EXIST	PT-3	EXIST	PT-3	EXIST	PT-3	EXIST	PT-3	EXIST	EXIST	EXIST	REPAINT NEW STAIR GUARD AND HANDRAIL - PT-7
134	134	EXIST	EXIST	EXIST	EXIST	EXIST	PT-3	EXIST	PT-3	EXIST	PT-3	EXIST	PT-3	EXIST	EXIST	EXIST	REPAINT NEW STAIR GUARD AND HANDRAIL - PT-7
SECOND FLOOR																	
218	218	EXIST	EXIST	EXIST	EXIST	EXIST	PT-3	EXIST	PT-3	EXST	PT-3	EXIST	PT-3	EXIST	EXIST	EXIST	REPAINT NEW STAIR GUARD AND HANDRAIL - PT-7
219	219	EXIST	EXIST	EXIST	EXIST	EXIST	PT-3	EXIST	PT-3	EXIST	PT-3	EXIST	PT-3	EXIST	EXIST	EXIST	REPAINT NEW STAIR GUARD AND HANDRAIL - PT-7
THIRD FLOOR																	
301	301	EXIST	EXIST	EXIST	EXIST	EXIST	EXIST	EXIST	PT-3	EXIST	EXIST	EXIST	PT-3	EXIST	EXIST	EXIST	
303	303	EXIST	EXIST	EXIST	EXIST	EXIST	EXIST	EXIST	EXIST	EXIST	EXIST	EXIST	PT-3	EXIST	EXIST	EXIST	
311	UNIVERSAL WASHROOM	EXIST	PFT-1	CWT-4	CWT-4	EXIST	CWT-1, CWT-3, CWT-4	EXIST	CWT-1, CWT-3, CWT-4	EXIST	CWT-1, CWT-3, CWT-4	EXIST	CWT-1, CWT-3, CWT-4	GB	PT-2	2600	
314	BARRIER FREE WASHROOM 4	EXIST	PFT-1	CWT-4	CWT-4	EXIST	CWT-1, CWT-3, CWT-4	EXIST	CWT-1, CWT-3, CWT-4	EXIST	CWT-1, CWT-3, CWT-4	EXIST	CWT-1, CWT-3, CWT-4	GB	PT-2	2600	
315	315	EXIST	EXIST, TF-2	EXIST, TF-2	EXIST, TF-2	EXIST	PT-3	EXIST	PT-3	EXIST	EXIST	EXIST	PT-3	EXIST	EXIST	EXIST	
316	316	EXIST	EXIST	EXIST	EXIST	EXIST	EXIST	EXIST	EXIST	EXIST	EXIST	EXIST	PT-3	EXIST	EXIST	EXIST	
317	317	EXIST	EXIST	EXIST	EXIST	EXIST	EXIST	EXIST	PT-3	EXIST	EXIST	EXIST	PT-3	EXIST	EXIST	EXIST	
319	319	EXIST	EXIST	EXIST	EXIST	EXIST	EXIST	EXIST	EXIST	EXIST	EXIST	EXIST, GB	PT-3	EXIST	EXIST	EXIST	
320	320	EXIST	EXIST	EXIST	EXIST	EXIST	EXIST	EXIST	EXIST	EXIST	EXIST	EXIST	PT-3	EXIST	EXIST	EXIST	
321	321	EXIST	EXIST	EXIST	EXIST	EXIST	EXIST	EXIST	PT-3	EXIST	EXIST	EXIST	PT-3	EXIST	EXIST	EXIST	
322	322	EXIST	EXIST	EXIST	EXIST	EXIST	EXIST	EXIST	PT-3	EXIST	EXIST	EXIST	EXIST	EXIST	EXIST	EXIST	
330	330	EXIST	EXIST	EXIST	EXIST	EXIST	PT-3	EXIST	PT-3	EXIST	PT-3	EXIST	PT-3	EXIST	EXIST	EXIST	REPAINT NEW STAIR GUARD AND HANDRAIL - PT-7
331	331	EXIST	EXIST	EXIST	EXIST	EXIST	PT-3	EXIST	PT-3	EXIST	PT-3	EXIST	PT-3	EXIST	EXIST	EXIST	REPAINT NEW STAIR GUARD AND HANDRAIL - PT-7
332	332	EXIST	EXIST	EXIST	EXIST	EXIST, GB	PT-3	EXIST	EXIST	EXIST	PT-3	EXIST	EXIST	ACT	PREF	2660	

ROOM FINISH KEY SCHEDULE

ABBRV	MATERIAL	COLOUR	FINISH	SIZE	REF	SUPPLIER	NOTES
CWT-1	CERAMIC WALL TILE	ARCTIC WHITE	MATTE	100mm X 400mm (4"X16")	COLOUR AND DIMENSIONS SERIES	OLYMPIA TILE	
CWT-3	CERAMIC WALL TILE	TAUPE	MATTE	100mm X 400mm (4"X16")	COLOUR AND DIMENSIONS SERIES	OLYMPIA TILE	ACCENT SHOWER TILE
CWT-4	CERAMIC WALL TILE	DARK GREY	MATTE	100mm X 400mm (4"X16")	COLOUR AND DIMENSIONS SERIES	OLYMPIA TILE	ACCENT SHOWER TILE
MAT-1	ANTI FATIGUE MATTING	EC20	SILVER	1000mm X 1800mm (40"X72")		FORBO	REQUEST NON-BEVELED EDGES
PFT-1	PORCELAIN FLOOR TILE	MICA	MATTE	300mm X 600 mm(12"X24")		D9/EMOTION	
PLAM-1	PLASTIC LAMINATE	ALABASTER D431	N/A	AS SPECIFIED IN DRAWINGS		WILSONART	CABINET MILWORKS UPPERS
PLAM-2	PLASTIC LAMINATE	SEA D90	N/A	AS SPECIFIED IN DRAWINGS		WILSONART NORTH	CABINET MILWORKS LOWERS
PT-2	PAINT	OC-64 PURE WHITE	FLAT	N/A		BENJAMIN MOORE	CEILINGS
PT-3	PAINT	MATCH EXISTING PAINT	TBD	N/A		BENJAMIN MOORE	GC TO PROVIDE SAMPLE ON 12"X12" CARD FOR APPROVAL. PAINT ENTIRE WALL OR CEILING AS SPECIFIED IN ROOM FINISH SCHEDULE.
PT-7	PAINT	HC-116 KENDALL CHARCOAL		N/A	N/AHISTORICAL COLOURS	BENJAMIN MOORE	
Q-1	QUARTZ	5151 EMPIRE WHITE	N/A	AS SPECIFIED IN DRAWINGS	SUPERNATURAL COLLECTION	CAESARSTONE	FOR BACKSPLASH AND COUNTERTOPS
RB-1	RUBBER WALL BASE	MATCH EXISTING	MATCH EXISTING	4" HIGH		JOHNSONITE	
TF-1	TERRAZZO FLOORING	SW10-1057TZ		AS SPECIFIED IN DRAWINGS	RESUFLOR TERRAZZO TG SYSTEM	SHERWIN-WILLIAMS	GC TO PROVIDE THREE SAMPLES TO BE APPROVED BY ARCHITECT PRIOR TO CONSTRUCTION
TF-2	TERRAZZO FLOORING	MATCH EXISTING	MATCH EXISTING	AS SPECIFIED IN DRAWINGS	RESUFLOR TERRAZZO TG SYSTEM	SHERWIN-WILLIAMS	GC TO PROVIDE THREE SAMPLES TO BE APPROVED BY ARCHITECT PRIOR TO CONSTRUCTION

4/9/2025 4:05:44 PM

CLIENT

CITY OF TORONTO

Corporate Real Estate Management
Project Management Office
Metro Hall Toronto, ON
M5V 3C6

COPYRIGHT
This drawing has been prepared solely for the intended use, thus any reproduction or distribution for any purpose other than authorized by Arcadis is forbidden. Written dimensions shall have precedence over scaled dimensions. Contractors shall verify and be responsible for all dimensions and conditions on the job, and Arcadis shall be informed of any variations from the dimensions and conditions shown on the drawing. Shop drawings shall be submitted to Arcadis for general conformance before proceeding with fabrication.

Arcadis Professional Services (Canada) Inc.

ISSUES

No.	DESCRIPTION	DATE
A	50% SUBMISSION	2021-11-19
B	90% SUBMISSION	2022-02-22
C	ISSUED FOR PERMIT	2022-03-18
D	ISSUED FOR TENDER	2025-04-11

CONSULTANTS

SEAL

PRIME CONSULTANT

ARCADIS

100 - 175 Galaxy Blvd,
Toronto, ON M9W 0C9, Canada
tel 416 679 1930
www.arcadis.com

PROJECT TITLE
CITY OF TORONTO
ACCESSIBILITY UPGRADES

PROJECT ADDRESS
POLICE NO. 33 DIVISION
50 UPJOHN RD

PROJECT NO:
9119-19-0162 / Arcadis 30279056

DRAWN BY:	CHECKED BY:
A.Sunil	**K.Tilahun**
PROJECT MGR:	APPROVED BY:
F. BOLOURIAN	**E.Fenuta**

SHEET TITLE
ROOM FINISH SCHEDULE

SHEET NUMBER
G05-249-A9001

ISSUE
D

Autodesk Docs://122260 - CoT TAU Upgrades R2020/122260-TAU-5-249-50UPJHN-A-R20.rvt

SCALE CHECK
10mm
1 in

DOOR SCHEDULE

DOOR NO.	LOCATION	DOOR TYPE	WIDTH	HEIGHT	THICKNESS	PANEL MAT.	PANEL FIN.	PANEL GLASS	FRAME MAT.	FRAME FIN.	DOOR HARDWARE: SECURITY ACCESS CONTROL DEVICE	DOOR HARDWARE: BFPB/BFWO/ BFAO	DOOR HARDWARE: PANIC DEVICE	FIRE RATING (MINUTES)	SIGN	REMARKS
BASEMENT																
003	003	EXIST	EXIST	EXIST	EXIST	EXIST	PT-3	<-->	EXIST	PT-3				NA		EXIST. DOOR - REPLACE DOOR LATCHSET (REFER TO HARDWARE SCHEDULE)
004	004	EXIST	EXIST	EXIST	EXIST	EXIST	PT-3	<-->	EXIST	PT-3				NA		EXIST. DOOR - REPLACE DOOR LATCHSET (REFER TO HARDWARE SCHEDULE)
011	011	EXIST	EXIST	EXIST	EXIST	EXIST	PT-3	<-->	EXIST	PT-3				NA		EXIST. DOOR - REPLACE DOOR LATCHSET (REFER TO HARDWARE SCHEDULE)
012	012	EXIST	EXIST	EXIST	EXIST	EXIST	PT-3	<-->	EXIST	PT-3				NA		EXIST. DOOR - REPLACE DOOR LATCHSET (REFER TO HARDWARE SCHEDULE)
013	013	EXIST	EXIST	EXIST	EXIST	EXIST	PT-3	<-->	EXIST	PT-3				NA		EXIST. DOOR - REPLACE DOOR LATCHSET (REFER TO HARDWARE SCHEDULE)
014	014	EXIST	EXIST	EXIST	EXIST	EXIST	PT-3	<-->	EXIST	PT-3				NA		EXIST. DOOR - REPLACE DOOR LATCHSET (REFER TO HARDWARE SCHEDULE)
015	015	EXIST	EXIST	EXIST	EXIST	EXIST	PT-3	<-->	EXIST	PT-3				NA		EXIST. DOOR - REPLACE DOOR LATCHSET (REFER TO HARDWARE SCHEDULE)
FIRST FLOOR																
120	120	A	1067	2020	45	SCWD	PT-3	<-->	HM	PT-3				NA		
121	121	A	1067	2020	45	SCWD	PT-3	<-->	HM	PT-3				NA		
122	122	A	1067	2020	45	SCWD	PT-3	<-->	HM	PT-3				NA		
118	BARRIER FREE WASHROOM 3	A(L)	965	2135	45	HM	PT-3	<-->	HM	PT-3		*		NA		
119	BARRIER FREE WASHROOM 2	A(L)	965	2135	45	HM	PT-3	<-->	HM	PT-3		*		NA		
115	115	At	1067	2110	45	HM	PT-3	<-->	HM	PT-3				NA		
124	124	Ats	1067	2538	45	HM	PT-3	GWG	HM	PT-3		*		45		FIRE RATING OF MODIFIED HM MODIFIED SCREEN AND DOOR TO RECEIVE SITE FIRE LABEL
125	125	Ats	1067	2073	45	IALUM	ANOD	ITGL	IALUM	ANOD		*		NA		ANODIZE FIN TO MATCH EXIST
130B	130	B	965	2130	45	HM	PT-3	GWG	HM	PT-3				90		
131	131	B	1067	2120	45	HM	PT-3	TGL	HM	PT-3				90		
130	130	Bts	1067	2130	45	HM	PT-3	GWG	HM	PT-3	*	*		NA		
114B	114	C	1067	2120	45	HM	PT-3	TGL	HM	PT-3				NA		
125B	125	Ct	1067	2110	45	HM	PT-3	TGL	HM	PT-3	*			NA		
101	101	EXIST	EXIST	EXIST	EXIST	EXIST	PT-3	<-->	EXIST	PT-3				NA		EXIST. DOOR - REPLACE DOOR LATCHSET (REFER TO HARDWARE SCHEDULE)
103	103	EXIST	EXIST	EXIST	EXIST	EXIST	PT-3	<-->	EXIST	PT-3				NA		EXIST. DOOR - REPLACE DOOR LATCHSET (REFER TO HARDWARE SCHEDULE)
103A	103	EXIST	EXIST	EXIST	EXIST	EXIST	PT-3	<-->	EXIST	PT-3				NA		EXIST. DOOR - REPLACE DOOR LATCHSET (REFER TO HARDWARE SCHEDULE)
104	104	EXIST	EXIST	EXIST	EXIST	EXIST	PT-3	<-->	EXIST	PT-3				NA		EXIST. DOOR - REPLACE DOOR LATCHSET (REFER TO HARDWARE SCHEDULE)
110	110	EXIST	EXIST	EXIST	EXIST	EXIST	PT-3	<-->	EXIST	PT-3				NA		EXIST. DOOR - REPLACE DOOR LATCHSET (REFER TO HARDWARE SCHEDULE)
113	113	EXIST	EXIST	EXIST	EXIST	EXIST	PT-3	<-->	EXIST	PT-3				NA		EXIST. DOOR - REPLACE DOOR LATCHSET (REFER TO HARDWARE SCHEDULE)
114A	114	EXIST	EXIST	EXIST	EXIST	EXIST	PT-3	<-->	EXIST	PT-3				NA		EXIST. DOOR - REPLACE DOOR LATCHSET (REFER TO HARDWARE SCHEDULE)
117	117	EXIST	EXIST	EXIST	EXIST	EXIST	PT-3	<-->	EXIST	PT-3				NA		EXIST. DOOR - REPLACE DOOR LATCHSET (REFER TO HARDWARE SCHEDULE)
128	128	EXIST	EXIST	EXIST	EXIST	EXIST	PT-3	<-->	EXIST	PT-3				NA		EXIST. DOOR - REPLACE DOOR LATCHSET (REFER TO HARDWARE SCHEDULE)
SECOND FLOOR																
201	201	EXIST	EXIST	EXIST	EXIST	EXIST	PT-3	<-->	EXIST	PT-3				NA		EXIST. DOOR - REPLACE DOOR LATCHSET (REFER TO HARDWARE SCHEDULE)
202	202	EXIST	EXIST	EXIST	EXIST	EXIST	PT-3	<-->	EXIST	PT-3				NA		EXIST. DOOR - REPLACE DOOR LATCHSET (REFER TO HARDWARE SCHEDULE)
208	208	EXIST	EXIST	EXIST	EXIST	EXIST	PT-3	<-->	EXIST	PT-3				NA		EXIST. DOOR - REPLACE DOOR LATCHSET (REFER TO HARDWARE SCHEDULE)
214	214	EXIST	EXIST	EXIST	EXIST	EXIST	PT-3	<-->	EXIST	PT-3				NA		EXIST. DOOR - REPLACE DOOR LATCHSET (REFER TO HARDWARE SCHEDULE)
217	217	EXIST	EXIST	EXIST	EXIST	EXIST	PT-3	<-->	EXIST	PT-3				NA		EXIST. DOOR - REPLACE DOOR LATCHSET (REFER TO HARDWARE SCHEDULE)
218	218	EXIST	EXIST	EXIST	EXIST	EXIST	PT-3	GWG	EXIST	PT-3				90		EXIST. DOOR - REPLACE DOOR LATCHSET (REFER TO HARDWARE SCHEDULE)
THIRD FLOOR																
310	UNIVERSAL WASHROOM	A	965	2120	45	SCWD	PT-3	<-->	HM	PT-3		*		NA		
313	BARRIER FREE WASHROOM 4	A	965	2120	45	SCWD	PT-3	<-->	HM	PT-3		*		NA		
317	317	A	1067	2110	45	HM	PT-3	<-->	HM	PT-3				NA		
321B	321	A	1067	2130	45	SCWD	PT-3	<-->	HM	PT-3				NA		
324	315	AA(L)	762	2135	45	HM	PT-3	<-->	HM	PT-3				NA		
303	303	At	1067	2110	45	SCWD	VNR-1	TGL	HM	PT-3		*		NA		SHOULD NOT BE LOCKABLE
321A	321	At	1067	2120	45	SCWD	PT-3	TGL	HM	PT-3		*		NA		
315	315	Ats	1067	2110	45	SCWD	PT-3	GWG	HM	PT-3		*		NA		
320	320	Ats	1067	2135	45	SCWD	PT-3	GWG	HM	PT-3				NA		
302	302	EXIST	EXIST	EXIST	EXIST	EXIST	PT-3	<-->	EXIST	PT-3				NA		EXIST. DOOR - REPLACE DOOR LATCHSET (REFER TO HARDWARE SCHEDULE)
306	306	EXIST	EXIST	EXIST	EXIST	EXIST	PT-3	<-->	EXIST	PT-3				NA		EXIST. DOOR - REPLACE DOOR LATCHSET (REFER TO HARDWARE SCHEDULE)
307	307	EXIST	EXIST	EXIST	EXIST	EXIST	PT-3	<-->	EXIST	PT-3				NA		EXIST. DOOR - REPLACE DOOR LATCHSET (REFER TO HARDWARE SCHEDULE)
309	309	EXIST	EXIST	EXIST	EXIST	EXIST	PT-3	<-->	HM	PT-3				NA		EXIST. DOOR - REPLACE DOOR LATCHSET (REFER TO HARDWARE SCHEDULE)
312	315	EXIST	EXIST	EXIST	EXIST	EXIST	PT-3	<-->	EXIST	PT-3				NA		EXIST. DOOR - REPLACE DOOR LATCHSET (REFER TO HARDWARE SCHEDULE)
316	316	EXIST	EXIST	EXIST	EXIST	EXIST	PT-3	<-->	EXIST	PT-3				NA		EXIST. DOOR - REPLACE DOOR LATCHSET (REFER TO HARDWARE SCHEDULE)
318	318	EXIST	EXIST	EXIST	EXIST	EXIST	PT-3	<-->	EXIST	PT-3				NA		EXIST. DOOR - REPLACE DOOR LATCHSET (REFER TO HARDWARE SCHEDULE)
322	322	EXIST	EXIST	EXIST	EXIST	EXIST	PT-3	<-->	EXIST	PT-3				NA		EXIST. DOOR - REPLACE DOOR LATCHSET (REFER TO HARDWARE SCHEDULE)
322A	322	EXIST	EXIST	EXIST	EXIST	EXIST	PT-3	<-->	EXIST	PT-3				NA		EXIST. DOOR - REPLACE DOOR LATCHSET (REFER TO HARDWARE SCHEDULE)
330	330	EXIST	EXIST	EXIST	EXIST	EXIST	PT-3	<-->	EXIST	PT-3				NA		EXIST. DOOR - REPLACE DOOR LATCHSET (REFER TO HARDWARE SCHEDULE)
331	331	EXIST	EXIST	EXIST	EXIST	EXIST	PT-3	<-->	EXIST	PT-3				NA		EXIST. DOOR - REPLACE DOOR LATCHSET (REFER TO HARDWARE SCHEDULE)

DOOR SCHEDULE GENERAL NOTES

1	DOOR HEIGHT IS FOR INFO ONLY DOOR HEIGHT TO MATCH EXISTING DOOR HEIGHT AND IS TO BE SITE MEASURED.
2	REFER TO ELECTRICAL DRAWINGS FOR DOOR CARD READER LOCATION ON EXISTING DOORS.
3	REFER TO DOOR HARDWARE SCHEDULE AND TO THE SPECIFICATIONS FOR A COMPLETE SET OF DOOR HARDWARE.

DOOR ABBREVIATIONS

*	DENOTES YES
ALUM	ALUMINUM
ANOD	ANODIZED
BFAO	BARRIER-FREE AUTOMATIC OPENER
BFPB	BARRIER-FREE PUSH BUTTON
BFWO	BARRIER-FREE WAVE TO OPEN
CR	CARD READER
EXIST	EXISTING
FBM	FINGER BIOMETRIC
GWG	GEORGIAN WIRE GLASS
HM	HOLLOW METAL
IALUM	INSULATED ALUMINUM
IHM	INSULATED HOLLOW METAL
ITGL	INSULATED TEMPERED (SAFETY) GLASS
KP	KEY PAD
OBM	OCULAR BIOMETRIC
PF	PRE FINISHED
PLAM	PLASTIC LAMINATE
PT	PAINT
SIM	SIMILAR
SS	STAINLESS STEEL
TGL	TEMPERED GLASS
WD	WOOD

CLIENT

CITY OF TORONTO

Corporate Real Estate Management
Project Management Office
Metro Hall Toronto, ON
M5V 3C6

COPYRIGHT
This drawing has been prepared solely for the intended use, thus any reproduction or distribution for any purpose other than authorized by Arcadis is forbidden. Written dimensions shall have precedence over scaled dimensions. Contractors shall verify and be responsible for all dimensions and conditions on the job, and Arcadis shall be informed of any variations from the dimensions and conditions shown on the drawing. Shop drawings shall be submitted to Arcadis for general conformance before proceeding with fabrication.

Arcadis Professional Services (Canada) Inc.

ISSUES

No.	DESCRIPTION	DATE
A	90% SUBMISSION	2022-02-22
B	ISSUED FOR PERMIT	2022-03-18
C	ISSUED FOR TENDER	2025-04-11

CONSULTANTS

SEAL

PRIME CONSULTANT

ARCADIS

100 - 175 Galaxy Blvd,
Toronto, ON M9W 0C9, Canada
tel 416 679 1930
www.arcadis.com

PROJECT TITLE
CITY OF TORONTO
ACCESSIBILITY UPGRADES

PROJECT ADDRESS

POLICE NO. 33 DIVISION
50 UPJOHN RD

PROJECT NO:
9119-19-0162 / Arcadis 30279056

DRAWN BY:	CHECKED BY:
A. Kvasniuk	**K.Tilahun**
PROJECT MGR:	APPROVED BY:
F. BOLOURIAN	**E.Fenuta**

SHEET TITLE
DOOR SCHEDULE

SHEET NUMBER
G05-249-A9111

ISSUE
C

SCALE CHECK 10mm 1 in

Autodesk Docs://122260 - CoT TAU Upgrades R2020/122260-TAU-5-249-50UPJHN-A-R20.rvt

4/9/2025 4:05:45 PM

Note:
Refer to technical drawing D1901 - Typical Toronto Police Service Standards, for signage requirements

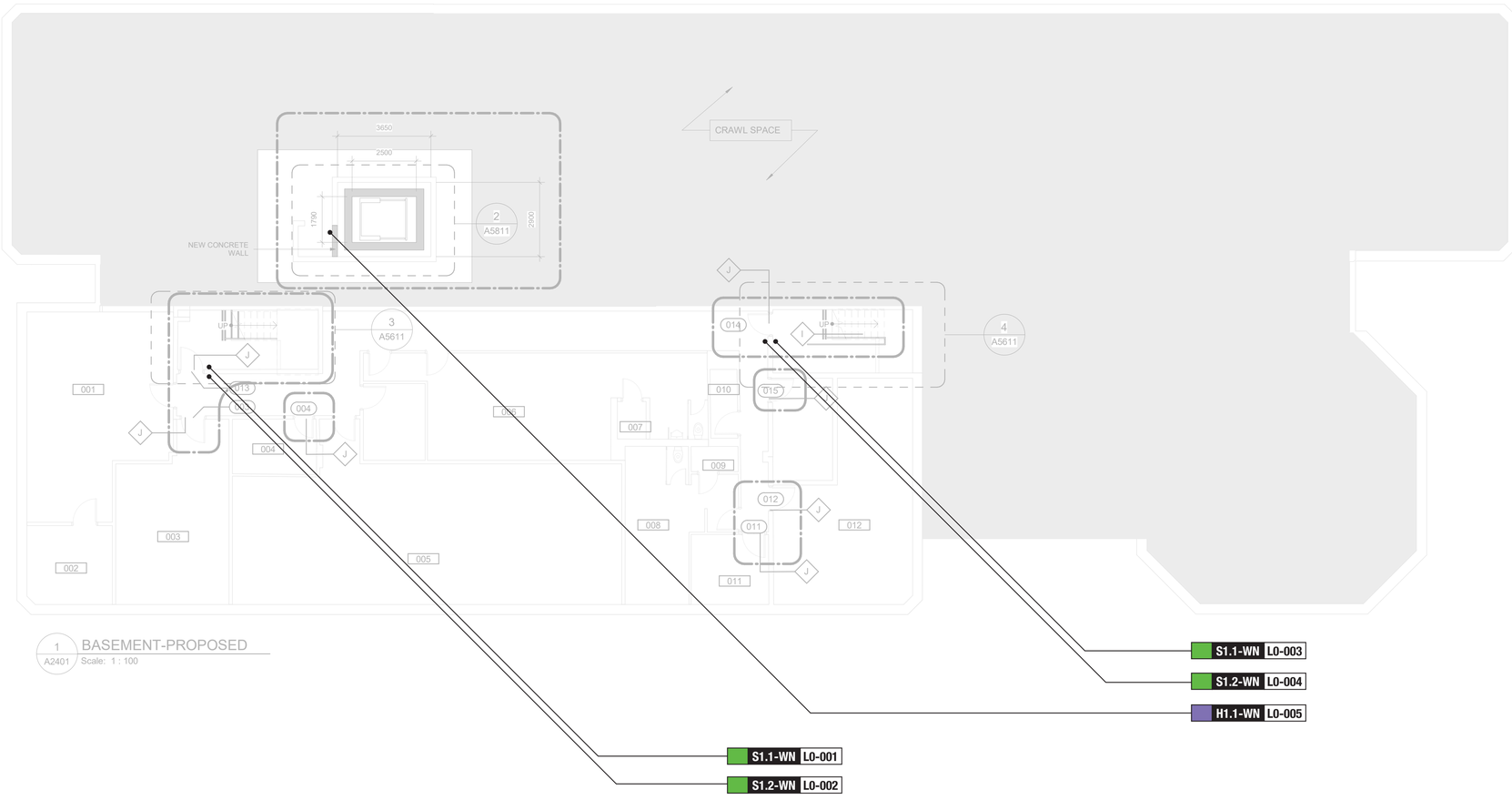

1 A2401 BASEMENT-PROPOSED
Scale: 1 : 100

CONSTRUCTION KEY LEGEND

- EXISTING EXTERIOR WALL TO REMAIN
- EXISTING PARTITION TO REMAIN
- NEW EXTERIOR WALL REFER TO WALL SCHEDULE
- NEW PARTITION REFER TO PARTITION SCHEDULE
- EXISTING DOOR TO REMAIN
- ### NEW DOOR AND/ OR NEW HARDWARE
- DASHED AREA INDICATES AREA OF WORK

CONSTRUCTION GENERAL NOTES

1	NEW DOOR CARD READER AND BARRIER FREE PUSH BUTTON - REFER TO ELECTRICAL DRAWINGS. FOR LOCATION AND HEIGHT INSTALLATION REFER TO ARCHITECTURAL DETAIL BOOKLET.
2	REPAINT ENTIRE WALL AFTER WALL-MOUNTED HANDRAIL REPLACEMENT – UNLESS OTHERWISE NOTED. COLOUR AND FINISH TO MATCH EXISTING

CONSTRUCTION KEY NOTES

NO	DESCRIPTION
I	INSTALL HANDRAIL WARNING STRIP - REFER TO DETAIL 8/D1405 AND 10/D1405.
J	EXISTING DOOR TO REMAIN. DOOR HARDWARE TO BE CHANGED AS PER DOOR SCHEDULE ON A9001 AND DOOR HARDWARE SCHEDULE IN THE SPECIFICATIONS.

SIGN TAG LEGEND

Signtype Colour
Signtype
Specific Sign Location

A1.1-WN L1-000

EX Exterior
L0 Basement
L1 Level 1
L2 Level 2
L3 Level 3

Powered:
Y Yes
N No
D Data

Mounting Style:
P Projecting
S Suspended
F Freestanding
W Wall-mounted
G Glass
C Column
D Door
T Transom

SIGN TAG LEGEND

B	LX-000	Directional	H LX-000	Amenity	G LX-000 Inside Stair ID
E	LX-000	Room ID	J LX-000	Entrance	S LX-000 Stair ID

True North
Project North

CLIENT
CITY OF TORONTO
TORONTO
55 John ST.
TORONTO, ON
M5V 3C6

COPYRIGHT
This drawing has been prepared solely for the intended use, thus any reproduction or distribution for any purpose other than authorized by IBI Group is forbidden. Written dimensions shall have precedence over scaled dimensions. Contractors shall verify and be responsible for all dimensions and conditions on the job, and IBI Group shall be informed of any variations from the dimensions and conditions shown on the drawing. Shop drawings shall be submitted to IBI Group for general conformance before proceeding with fabrication.

IBI Group Professional Services (Canada) Inc.
is a member of the IBI Group of companies

ISSUES

No.	DESCRIPTION	DATE
A	ISSUED FOR TENDER	2022-04-08

CONSULTANTS
ENTRO
33 Harbour Square, Suite 202
Toronto, Canada M5J 2G2

SEAL

PRIME CONSULTANT
ARCADIS
100 - 175 Galaxy Blvd,
Toronto, ON M9W 0C9, Canada
tel 416 679 1930
www.arcadis.com

PROJECT TITLE
CITY OF TORONTO ACCESSIBILITY UPGRADES

PROJECT ADDRESS
POLICE STATION NO. 33
50 UPJOHN ROAD

PROJECT NO:
9119 – 19 – 0162 / IBI 122260

DRAWN BY:	CHECKED BY:
M.LOW	**C.D. SCHNOBB**
PROJECT MGR: **R. DALY**	APPROVED BY:

SHEET TITLE
SIGNAGE & WAYFINDING DETAILS
LEVEL B LOCATION PLAN

SHEET NUMBER
G05-999-A8000

ISSUE
A

SCALE CHECK
1 in
10mm

C:\Users\ana.boynarian\Desktop\TAU-G31- 100 QUEEN ST WEST - CITY HALL.rvt

022-02-18 1:11:24 PM

Note:
Refer to technical drawing D1901 - Typical Toronto Police Service Standards, for signage requirements

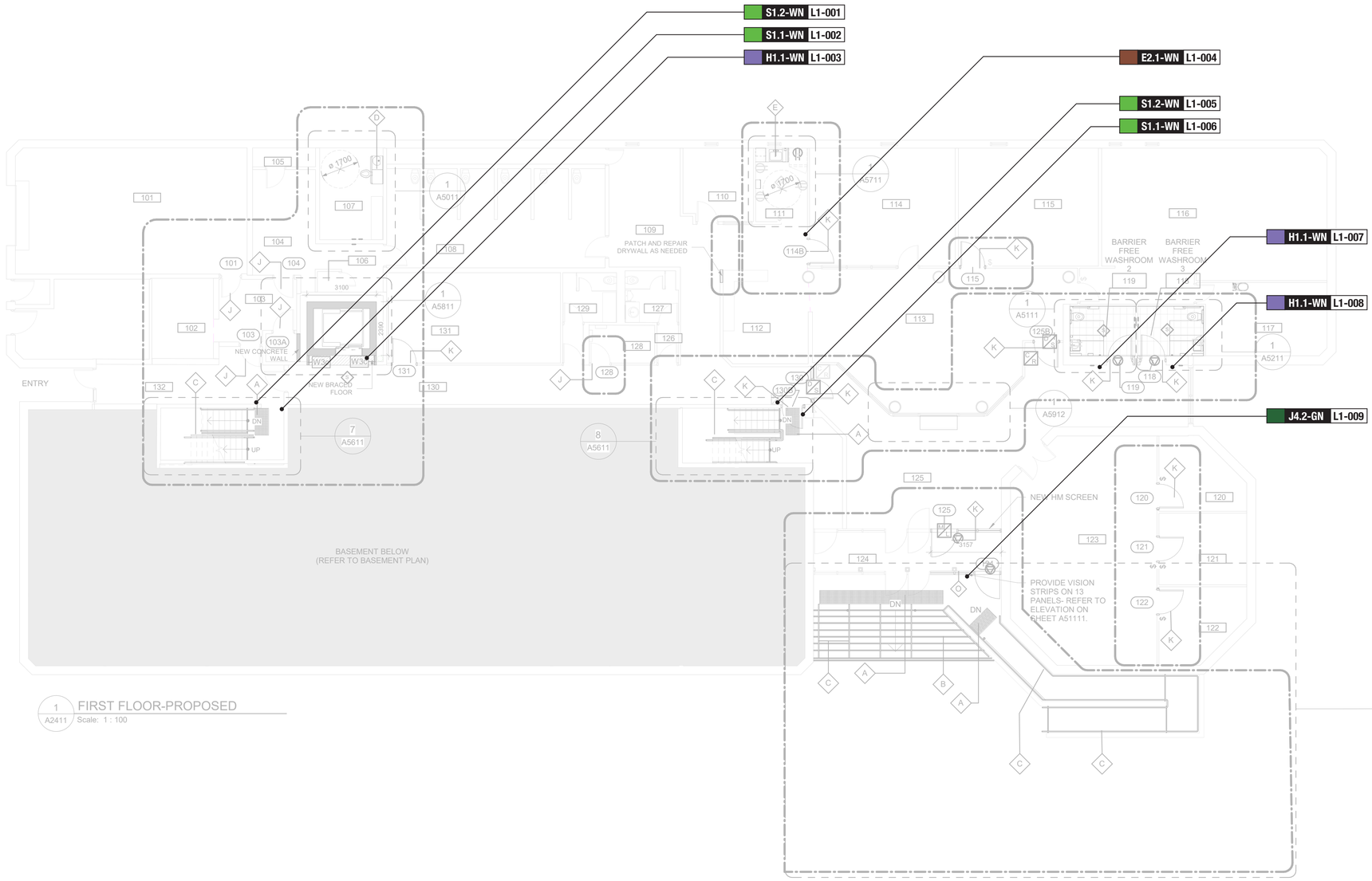

1 A2411 FIRST FLOOR-PROPOSED
Scale: 1 : 100

CONSTRUCTION KEY LEGEND

- EXISTING EXTERIOR WALL TO REMAIN
- EXISTING PARTITION TO REMAIN
- NEW EXTERIOR WALL REFER TO WALL SCHEDULE
- NEW PARTITION REFER TO PARTITION SCHEDULE
- EXISTING DOOR TO REMAIN
- ### NEW DOOR AND/ OR NEW HARDWARE
- DASHED AREA INDICATES AREA OF WORK

CONSTRUCTION GENERAL NOTES

1	NEW DOOR CARD READER AND BARRIER FREE PUSH BUTTON - REFER TO ELECTRICAL DRAWINGS. FOR LOCATION AND HEIGHT INSTALLATION REFER TO ARCHITECTURAL DETAIL BOOKLET.
2	REPAINT ENTIRE WALL AFTER WALL-MOUNTED HANDRAIL REPLACEMENT – UNLESS OTHERWISE NOTED. COLOUR AND FINISH TO MATCH EXISTING

CONSTRUCTION KEY NOTES

NO	DESCRIPTION
A	INSTALL TACTILE ATTENTION INDICATOR AND TACTILE WARNING STRIP - REFER TO TYPICAL DETAILS 1/D1402 AND 1/D1405.
B	INSTALL COLOUR AND TEXTURE NOSING STRIP - REFER TO TYPICAL DETAIL 1/D1402.
C	INSTALL NEW GUARDRAIL AND HANDRAIL - REFER TO TYPICAL DETAILS 1/D1401, 2/D1401, 3/D1401, 1/D1403, 5/D1401 AND 6/D1404.
D	INSTALL NEW WASHROOM ACCESSORIES - REFER TO DETAILS 1/D1201, 2/D1201, 3/D1201, 4/D1201, 5/D1201.
E	CONSTRUCT NEW KITCHEN MILLWORK. REFER TO MILLWORK DETAILS 1/D1301, 2/D1301, 3/D1301, 4/D1301, 1/D1302, 2/D1302, 3/D1302, 4/1302, 5/D1302, 6/D1302, 7/D1302, 8/D1302 AND 3/D1303.
J	EXISTING DOOR TO REMAIN. DOOR HARDWARE TO BE CHANGED AS PER DOOR SCHEDULE ON A9001 AND DOOR HARDWARE SCHEDULE IN THE SPECIFICATIONS.
K	INSTALL NEW DOOR AND FRAME. REFER TO DOOR SCHEDULE A9001, G1004 AND DOOR HARDWARE SCHEDULE IN THE SPECIFICATIONS.
O	INSTALL NEW CURTAIN WALL OR STORE FRONT FRAMING TO MATCH EXISTING, WITH NEW DOOR PER SPECIFIED WIDTH AND HEIGHT. REFER TO DOOR SCHEDULE A9001 AND DOOR HARDWARE SCHEDULE IN THE SPECIFICATIONS.

SIGN TAG LEGEND

Signtype Colour
Signtype
Specific Sign Location

A1.1-WN L1-000

Signtype Colour:
- EX Exterior
- L0 Basement
- L1 Level 1
- L2 Level 2
- L3 Level 3

Powered:
- Y Yes
- N No
- D Data

Mounting Style:
- P Projecting
- S Suspended
- F Freestanding
- W Wall-mounted
- G Glass
- C Column
- D Door
- T Transom

SIGN TAG LEGEND

B	LX-000	Directional	H	LX-000	Amenity	G	LX-000	Inside Stair ID
E	LX-000	Room ID	J	LX-000	Entrance	S	LX-000	Stair ID

CLIENT
CITY OF TORONTO
TORONTO
55 John ST.
TORONTO, ON
M5V 3C6

COPYRIGHT
This drawing has been prepared solely for the intended use, thus any reproduction or distribution for any purpose other than authorized by IBI Group is forbidden. Written dimensions shall have precedence over scaled dimensions. Contractors shall verify and be responsible for all dimensions and conditions on the job, and IBI Group shall be informed of any variations from the dimensions and conditions shown on the drawing. Shop drawings shall be submitted to IBI Group for general conformance before proceeding with fabrication.

IBI Group Professional Services (Canada) Inc.
is a member of the IBI Group of companies

ISSUES

No.	DESCRIPTION	DATE
A	ISSUED FOR TENDER	2022-04-08

CONSULTANTS
ENTRO
33 Harbour Square, Suite 202
Toronto, Canada M5J 2G2

SEAL

PRIME CONSULTANT
ARCADIS
100 - 175 Galaxy Blvd.
Toronto, ON M9W 0C9, Canada
tel 416 679 1930
www.arcadis.com

PROJECT TITLE
CITY OF TORONTO ACCESSIBILITY UPGRADES

PROJECT ADDRESS
POLICE STATION NO. 33
50 UPJOHN ROAD

PROJECT NO:
9119 – 19 – 0162 / IBI 122260

DRAWN BY:	CHECKED BY:
M.LOW	**C.D. SCHNOBB**
PROJECT MGR: **R. DALY**	APPROVED BY:

SHEET TITLE
SIGNAGE & WAYFINDING DETAILS
LEVEL 1 LOCATION PLAN

SHEET NUMBER
G05-999-A8010

ISSUE
A

SCALE CHECK: 10mm 1 in

C:\Users\sara.boynarian\Desktop\TAU-G31 - 100 QUEEN ST WEST - CITY HALL.rvt

2022-02-18 1:11:26 PM

Note:
Refer to technical drawing D1901 - Typical Toronto Police Service Standards, for signage requirements

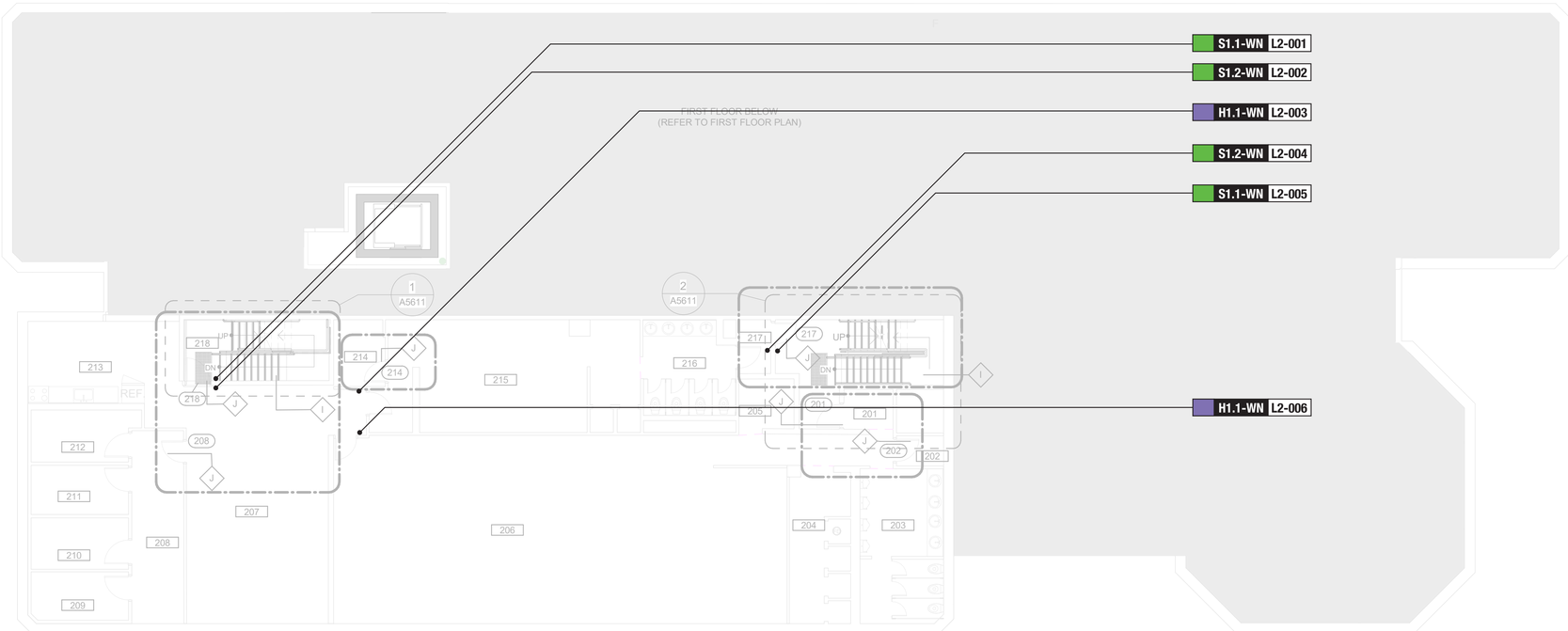

1 A2421 SECOND FLOOR-PROPOSED
Scale: 1 : 100

CONSTRUCTION KEY LEGEND

- EXISTING EXTERIOR WALL TO REMAIN
- EXISTING PARTITION TO REMAIN
- NEW EXTERIOR WALL REFER TO WALL SCHEDULE
- NEW PARTITION REFER TO PARTITION SCHEDULE
- EXISTING DOOR TO REMAIN
- ### NEW DOOR AND/ OR NEW HARDWARE
- DASHED AREA INDICATES AREA OF WORK

CONSTRUCTION GENERAL NOTES

1	NEW DOOR CARD READER AND BARRIER FREE PUSH BUTTON - REFER TO ELECTRICAL DRAWINGS. FOR LOCATION AND HEIGHT INSTALLATION REFER TO ARCHITECTURAL DETAIL BOOKLET.
2	REPAINT ENTIRE WALL AFTER WALL-MOUNTED HANDRAIL REPLACEMENT – UNLESS OTHERWISE NOTED. COLOUR AND FINISH TO MATCH EXISTING

CONSTRUCTION KEY NOTES

NO	DESCRIPTION
I	INSTALL HANDRAIL WARNING STRIP - REFER TO DETAIL 8/D1405 AND 10/D1405.
J	EXISTING DOOR TO REMAIN. DOOR HARDWARE TO BE CHANGED AS PER DOOR SCHEDULE ON A9001 AND DOOR HARDWARE SCHEDULE IN THE SPECIFICATIONS.

SIGN TAG LEGEND

A1.1-WN L1-000

- Signtype Colour
- Signtype
- Specific Sign Location
- EX Exterior; L0 Basement; L1 Level 1; L2 Level 2; L3 Level 3
- Powered: Y Yes; N No; D Data
- Mounting Style: P Projecting; S Suspended; F Freestanding; W Wall-mounted; G Glass; C Column; D Door; T Transom

SIGN TAG LEGEND

B	LX-000	Directional	H	LX-000	Amenity	G	LX-000	Inside Stair ID
E	LX-000	Room ID	J	LX-000	Entrance	S	LX-000	Stair ID

CLIENT
CITY OF TORONTO
TORONTO
55 John ST.
TORONTO, ON
M5V 3C6

COPYRIGHT
This drawing has been prepared solely for the intended use, thus any reproduction or distribution for any purpose other than authorized by IBI Group is forbidden. Written dimensions shall have precedence over scaled dimensions. Contractors shall verify and be responsible for all dimensions and conditions on the job, and IBI Group shall be informed of any variations from the dimensions and conditions shown on the drawing. Shop drawings shall be submitted to IBI Group for general conformance before proceeding with fabrication.

IBI Group Professional Services (Canada) Inc.
is a member of the IBI Group of companies

ISSUES

No.	DESCRIPTION	DATE
A	ISSUED FOR TENDER	2022-04-08

CONSULTANTS
ENTRO
33 Harbour Square, Suite 202
Toronto, Canada M5J 2G2

SEAL

PRIME CONSULTANT
ARCADIS
100 - 175 Galaxy Blvd,
Toronto, ON M9W 0C8, Canada
tel 416 679 1930
www.arcadis.com

PROJECT TITLE
CITY OF TORONTO
ACCESSIBILITY UPGRADES

PROJECT ADDRESS
POLICE STATION NO. 33
50 UPJOHN ROAD

PROJECT NO:
9119 – 19 – 0162 / IBI 122260

DRAWN BY:	CHECKED BY:
M.LOW	C.D. SCHNOBB
PROJECT MGR: R. DALY	APPROVED BY:

SHEET TITLE
SIGNAGE & WAYFINDING DETAILS
LEVEL 2 LOCATION PLAN

SHEET NUMBER
G05-999-A8020

ISSUE
A

SCALE CHECK 10mm 1 in

C:\Users\ara.boynanian\Desktop\TAU-C31- 100 QUEEN ST WEST - CITY HALL.rvt

022-02-18 1:11:27 PM

Note:
Refer to technical drawing D1901 - Typical Toronto Police Service Standards, for signage requirements

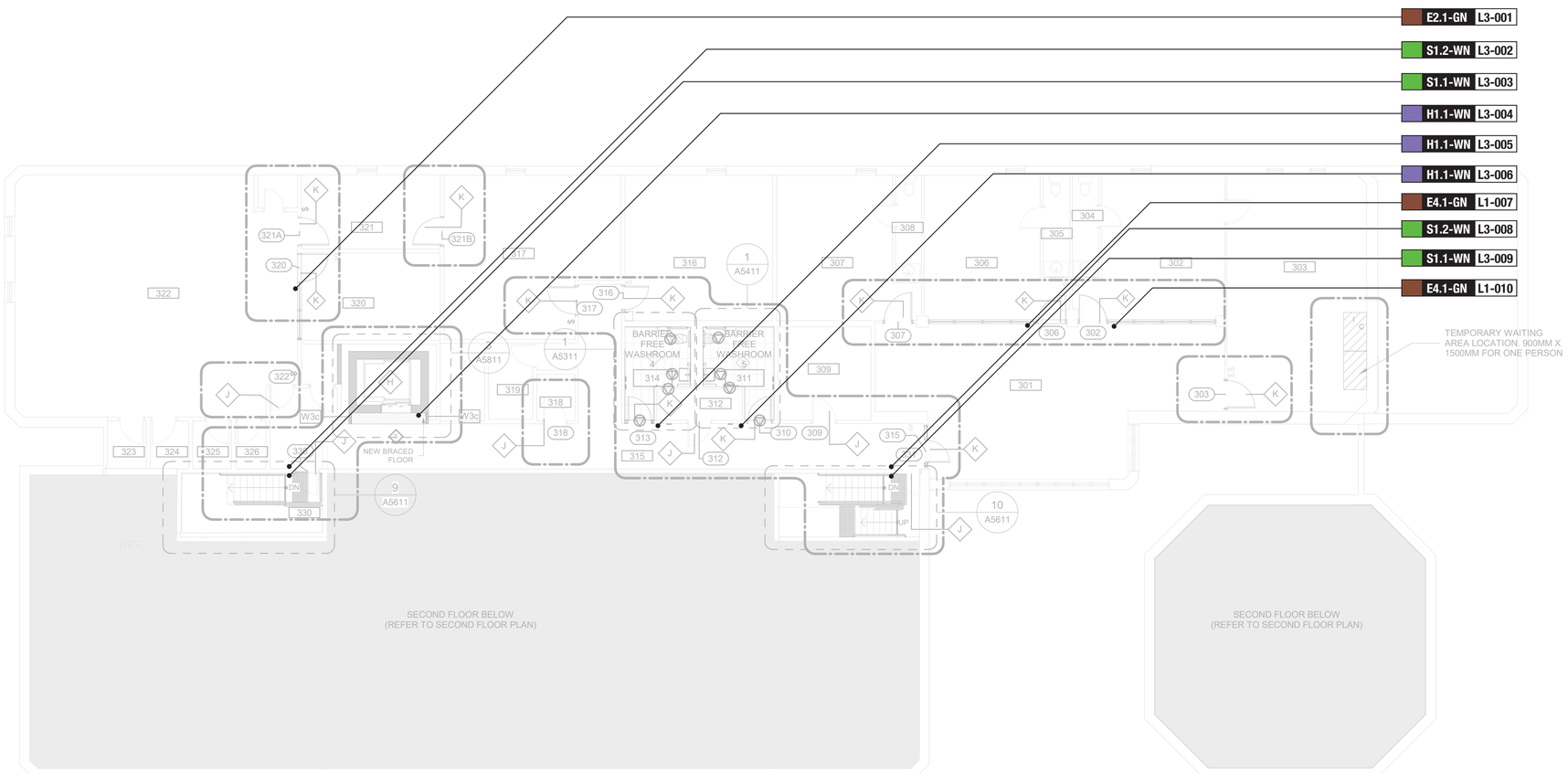

1 A2431 THIRD FLOOR-PROPOSED
Scale: 1 : 100

CONSTRUCTION KEY LEGEND

- EXISTING EXTERIOR WALL TO REMAIN
- EXISTING PARTITION TO REMAIN
- NEW EXTERIOR WALL REFER TO WALL SCHEDULE
- NEW PARTITION REFER TO PARTITION SCHEDULE
- EXISTING DOOR TO REMAIN
- ### NEW DOOR AND/ OR NEW HARDWARE
- DASHED AREA INDICATES AREA OF WORK

CONSTRUCTION GENERAL NOTES

1	NEW DOOR CARD READER AND BARRIER FREE PUSH BUTTON - REFER TO ELECTRICAL DRAWINGS. FOR LOCATION AND HEIGHT INSTALLATION REFER TO ARCHITECTURAL DETAIL BOOKLET.
2	REPAINT ENTIRE WALL AFTER WALL-MOUNTED HANDRAIL REPLACEMENT – UNLESS OTHERWISE NOTED. COLOUR AND FINISH TO MATCH EXISTING

CONSTRUCTION KEY NOTES

NO	DESCRIPTION
H	INSTALL NEW ELEVATOR CONTROLS AND INTERIOR CABIN - REFER TO TYPICAL DETAIL 1/D1602, 2/D1602, 3/D1603 AND 4/D1604.
J	EXISTING DOOR TO REMAIN. DOOR HARDWARE TO BE CHANGED AS PER DOOR SCHEDULE ON A9001 AND DOOR HARDWARE SCHEDULE IN THE SPECIFICATIONS.
K	INSTALL NEW DOOR AND FRAME. REFER TO DOOR SCHEDULE A9001, G1004 AND DOOR HARDWARE SCHEDULE IN THE SPECIFICATIONS.

SIGN TAG LEGEND

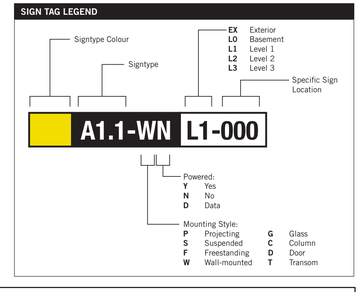

SIGN TAG LEGEND

B LX-000	Directional	H LX-000	Amenity	G LX-000	Inside Stair ID
E LX-000	Room ID	J LX-000	Entrance	S LX-000	Stair ID

CLIENT
CITY OF TORONTO
TORONTO
55 John ST.
TORONTO, ON
M5V 3C6

COPYRIGHT
This drawing has been prepared solely for the intended use, thus any reproduction or distribution for any purpose other than authorized by IBI Group is forbidden. Written dimensions shall have precedence over scaled dimensions. Contractors shall verify and be responsible for all dimensions and conditions on the job, and IBI Group shall be informed of any variations from the dimensions and conditions shown on the drawing. Shop drawings shall be submitted to IBI Group for general conformance before proceeding with fabrication.

IBI Group Professional Services (Canada) Inc.
is a member of the IBI Group of companies

ISSUES

No.	DESCRIPTION	DATE
A	ISSUED FOR TENDER	2022-04-08

CONSULTANTS
ENTRO
33 Harbour Square, Suite 202
Toronto, Canada M5J 2G2

SEAL

PRIME CONSULTANT
ARCADIS
100 - 175 Galaxy Blvd,
Toronto, ON M5W 0C9, Canada
tel 416 679 1930
www.arcadis.com

PROJECT TITLE
CITY OF TORONTO ACCESSIBILITY UPGRADES

PROJECT ADDRESS
POLICE STATION NO. 33
50 UPJOHN ROAD

PROJECT NO:
9119 – 19 – 0162 / IBI 122260

DRAWN BY:	CHECKED BY:
M.LOW	C.D. SCHNOBB
PROJECT MGR: R. DALY	APPROVED BY:

SHEET TITLE
SIGNAGE & WAYFINDING DETAILS
LEVEL 3 LOCATION PLAN

SHEET NUMBER
G05-999-A8030

ISSUE
A

SCALE CHECK
1 in
10mm

C:\Users\sara.boynarian\Desktop\TAU-C31- 100 QUEEN ST WEST - CITY HALL.rvt

022-02-18 1:11:28 PM

KEYPLAN	SIGN CODE	LEVEL	LOC #	SIGN TYPE DESCRIPTION	SIDE A MESSAGE (English)	SIDE B MESSAGE (English)
B	S1.1	B	001	Stair ID - Inside Stairwell	Floor B Braille Stairwell TBD TBD Braille	
	S1.2	B	002	Stair ID - Corridor Side	[stairs picto] Floor B Braille Stairwell TBD TBD Braille	
	S1.1	B	003	Stair ID - Inside Stairwell	Floor B Braille Stairwell TBD TBD Braille	
	S1.2	B	004	Stair ID - Corridor Side	[stairs picto] Floor B Braille Stairwell TBD TBD Braille	
	H1.1	B	005	Amenity ID	[elevator picto] Elevator Braille	
L1	S1.2	L1	001	Stair ID - Corridor Side	[universal lockers picto] Lockers Braille	
	S1.1	L1	002	Stair ID - Inside Stairwell		
	H1.1	L1	003	Amenity ID		
	E2.1	L1	004	Room ID	[accessible universal washroom picto] Washroom Braille	
	S1.2	L1	005	Stair ID - Corridor Side	[stairs picto] Floor 1 Braille Stairwell TBD TBD Braille	
	S1.1	L1	006	Stair ID - Inside Stairwell	Floor 1 Braille Stairwell TBD TBD Braille	
	H1.1	L1	007	Amenity ID	[accessible universal washroom picto] Washroom Braille	
	H1.1	L1	008	Amenity ID	[accessible universal washroom picto] Washroom Braille	

SIGN TYPE	SIGN TYPE DESCRIPTION	COUNT
B1.1	Directional	0
E2.1	Room ID	1
E2.2	Line Room ID	0
E4	Insert Holder	3
H1.1	Amenity ID	9
H2.1	Projecting Amenity ID	0
J4.2	Accessible Entrance ID - Exterior	1
S1.1	Stair ID - Inside Stairwell	8
S1.2	Stair ID - Corridor Side	8
S1.3	Stair ID - Roof Exit, Inside Stairwell	0
S1.4	Stair ID - Exterior Door	0
Total		**30**

CLIENT
CITY OF TORONTO
TORONTO
55 John ST.
TORONTO, ON
M5V 3C6

COPYRIGHT
This drawing has been prepared solely for the intended use, thus any reproduction or distribution for any purpose other than authorized by IBI Group is forbidden. Written dimensions shall have precedence over scaled dimensions. Contractors shall verify and be responsible for all dimensions and conditions on the job, and IBI Group shall be informed of any variations from the dimensions and conditions shown on the drawing. Shop drawings shall be submitted to IBI Group for general conformance before proceeding with fabrication.

IBI Group Professional Services (Canada) Inc.
is a member of the IBI Group of companies

ISSUES

No.	DESCRIPTION	DATE
A	ISSUED FOR TENDER	2022-04-08

CONSULTANTS
ENTRO
33 Harbour Square, Suite 202
Toronto, Canada M5J 2G2

SEAL

PRIME CONSULTANT
ARCADIS
100 - 175 Galaxy Blvd,
Toronto, ON M9W 0C9, Canada
tel 416 679 1930
www.arcadis.com

PROJECT TITLE
CITY OF TORONTO
ACCESSIBILITY UPGRADES

PROJECT ADDRESS
POLICE STATION NO. 33
50 UPJOHN ROAD

PROJECT NO:
9119 – 19 – 0162 / IBI 122260

DRAWN BY:	CHECKED BY:
M.LOW	**C.D. SCHNOBB**
PROJECT MGR: **R. DALY**	APPROVED BY:

SHEET TITLE
SIGNAGE & WAYFINDING
DETAILS
MESSAGE SCHEDULE

SHEET NUMBER
G05-999-A8100

ISSUE
A

C:\Users\ana.boynarian\Desktop\TAU-G31- 100 QUEEN ST WEST - CITY HALL.rvt

SCALE CHECK
10mm
1 in

KEYPLAN	SIGN CODE	LEVEL	LOC #	SIGN TYPE DESCRIPTION	SIDE A MESSAGE (English)	SIDE B MESSAGE (English)
	J4.2	L1	009	Accessible Entrance ID - Exterior	[accessible picto] Entrance Braille	
L2	S1.1	L2	001	Stair ID - Inside Stairwell	Floor 2 Braille Stairwell TBD TBD Braille	
	S1.2	L2	002	Stair ID - Corridor Side	[stairs picto] Floor 2 Braille Stairwell TBD TBD Braille	
	H1.1	L2	003	Amenity ID	[female changerom picto] Women's Changeroom Braille	
	S1.2	L2	004		[stairs picto] Floor 2 Braille Stairwell TBD TBD Braille	
	S1.1	L2	005	Stair ID - Inside Stairwell	Floor 2 Braille Stairwell TBD TBD Braille	
	H1.1	L2	006	Amenity ID	[male changerom picto] Men's Changeroom Braille	
L3	E4	L3	001	Insert Holder		
	S1.2	L3	002	Stair ID - Corridor Side	[stairs picto] Floor 3 Braille Stairwell TBD TBD Braille	
	S1.1	L3	003	Stair ID - Inside Stairwell	Floor 3 Braille Stairwell TBD TBD Braille	
	H1.1	L3	004	Amenity ID	[elevator picto] Elevator Braille	
	H1.1	L3	005	Amenity ID	[accessible universal washroom picto] Washroom Braille	

CLIENT
CITY OF TORONTO
TORONTO
55 John ST.
TORONTO, ON
M5V 3C6

COPYRIGHT
This drawing has been prepared solely for the intended use, thus any reproduction or distribution for any purpose other than authorized by IBI Group is forbidden. Written dimensions shall have precedence over scaled dimensions. Contractors shall verify and be responsible for all dimensions and conditions on the job, and IBI Group shall be informed of any variations from the dimensions and conditions shown on the drawing. Shop drawings shall be submitted to IBI Group for general conformance before proceeding with fabrication.

IBI Group Professional Services (Canada) Inc.
is a member of the IBI Group of companies

ISSUES

No.	DESCRIPTION	DATE
A	ISSUED FOR TENDER	2022-04-08

CONSULTANTS
ENTRO
33 Harbour Square, Suite 202
Toronto, Canada M5J 2G2

SEAL

PRIME CONSULTANT
ARCADIS
100 - 175 Galaxy Blvd,
Toronto, ON M9W 0C9, Canada
tel 416 679 1930
www.arcadis.com

PROJECT TITLE
CITY OF TORONTO
ACCESSIBILITY UPGRADES

PROJECT ADDRESS
POLICE STATION NO. 33
50 UPJOHN ROAD

PROJECT NO:
9119 – 19 – 0162 / IBI 122260

DRAWN BY:	CHECKED BY:
M.LOW	**C.D. SCHNOBB**
PROJECT MGR:	APPROVED BY:
R. DALY	

SHEET TITLE
SIGNAGE & WAYFINDING DETAILS
MESSAGE SCHEDULE

SHEET NUMBER
G05-999-A8101

ISSUE
A

C:\Users\sara.boymanian\Desktop\TAU-G31- 100 QUEEN ST WEST - CITY HALL.rvt

SCALE CHECK
1 in
10mm

KEYPLAN

SIGN CODE	LEVEL	LOC #	SIGN TYPE DESCRIPTION	SIDE A MESSAGE (English)	SIDE B MESSAGE (English)
H1.1	L3	006	Amenity ID	[accessible universal washroom picto] Washroom Braille	
E4	L3	007	Insert Holder		
S1.2	L3	008	Stair ID - Corridor Side	[stairs picto] Floor 3 Braille Stairwell TBD TBD Braille	
S1.1	L3	009	Stair ID - Inside Stairwell	Floor 3 Braille Stairwell TBD TBD Braille	
E4	L3	010	Insert Holder		

CLIENT
CITY OF TORONTO
TORONTO
55 John ST.
TORONTO, ON
M5V 3C6

COPYRIGHT
This drawing has been prepared solely for the intended use, thus any reproduction or distribution for any purpose other than authorized by IBI Group is forbidden. Written dimensions shall have precedence over scaled dimensions. Contractors shall verify and be responsible for all dimensions and conditions on the job, and IBI Group shall be informed of any variations from the dimensions and conditions shown on the drawing. Shop drawings shall be submitted to IBI Group for general conformance before proceeding with fabrication.

IBI Group Professional Services (Canada) Inc.
is a member of the IBI Group of companies

ISSUES

No.	DESCRIPTION	DATE
A	ISSUED FOR TENDER	2022-04-08

CONSULTANTS
ENTRO
33 Harbour Square, Suite 202
Toronto, Canada M5J 2G2

SEAL

PRIME CONSULTANT
ARCADIS
100 - 175 Galaxy Blvd,
Toronto, ON M9W 0C9, Canada
tel 416 679 1930
www.arcadis.com

PROJECT TITLE
CITY OF TORONTO
ACCESSIBILITY UPGRADES

PROJECT ADDRESS
POLICE STATION NO. 33
50 UPJOHN ROAD

PROJECT NO:
9119 – 19 – 0162 / IBI 122260

DRAWN BY:	CHECKED BY:
M.LOW	**C.D. SCHNOBB**
PROJECT MGR: **R. DALY**	APPROVED BY:

SHEET TITLE
SIGNAGE & WAYFINDING
DETAILS
MESSAGE SCHEDULE

SHEET NUMBER
G05-999-A8102

ISSUE
A

C:\Users\sara.boymanian\Desktop\TAU-G31- 100 QUEEN ST WEST - CITY HALL.rvt

SCALE CHECK
1 in
10mm

Sheet List	
Sheet Number	Sheet Name
06 - Structural	
S0001	DRAWING LIST
S1201	SITE PLAN
S2001	DEMOLITION PLAN - BASEMENT
S2002	DEMOLITION PLAN - GROUND FLOOR
S2003	DEMOLITION PLAN - SECOND FLOOR
S2004	DEMOLITION PLAN - THIRD FLOOR
S2005	DEMOLITION PLAN - MECHANICAL FLOOR
S2501	PROPOSED PLAN - BASEMENT
S2502	PROPOSED PLAN - GROUND FLOOR
S2503	PROPOSED PLAN - SECOND FLOOR
S2504	PROPOSED PLAN - THIRD FLOOR
S2505	PROPOSED PLAN - MECHANICAL FLOOR
S5301	ELEVATOR - FOUNDATION
S5302	ELEVATOR - PLANS
S5303	ELEVATOR - PLANS
S5304	ELEVATOR - ROOF
S5305	ELEVATOR - SECTIONS
S6801	WALL OPENINGS

4/16/2025 11:01:26 AM

CLIENT

CITY OF TORONTO

Corporate Real Estate Management
Project Management Office
Metro Hall Toronto, ON
M5V 3C6

COPYRIGHT

This drawing has been prepared solely for the intended use, thus any reproduction or distribution for any purpose other than authorized by Arcadis is forbidden. Written dimensions shall have precedence over scaled dimensions. Contractors shall verify and be responsible for all dimensions and conditions on the job, and Arcadis shall be informed of any variations from the dimensions and conditions shown on the drawing. Shop drawings shall be submitted to Arcadis for general conformance before proceeding with fabrication.

Arcadis Professional Services (Canada) Inc.

ISSUES

No.	DESCRIPTION	DATE
A	50% SUBMISSION	2021-11-19
B	90% SUBMISSION	2022-03-04
C	ISSUED FOR PERMIT	2022-03-18
D	ISSUED FOR TENDER	2022-12-07
E	ISSUED FOR TENDER	2025-04-11

CONSULTANTS

SEAL

PRIME CONSULTANT

100 - 175 Galaxy Blvd,
Toronto, ON M9W 0C9, Canada
tel 416 679 1930
www.arcadis.com

PROJECT TITLE

CITY OF TORONTO
ACCESSIBILITY UPGRADES

PROJECT ADDRESS

POLICE NO. 33 DIVISION
50 UPJOHN RD

PROJECT NO:
Arcadis 30279056

DRAWN BY:	CHECKED BY:
L. CHATZIGIANNAKOS	**M. FAYAZI**
PROJECT MGR:	APPROVED BY:
F.BOLOURIAN	**K. ANGER**

SHEET TITLE

DRAWING LIST

SHEET NUMBER
S0001

ISSUE
E

Autodesk Docs://122260 - CoT TAU Upgrades R2024/122260-TAU-5-249-50(UP)HN-S-R20.rvt

SCALE CHECK
10mm
1 in

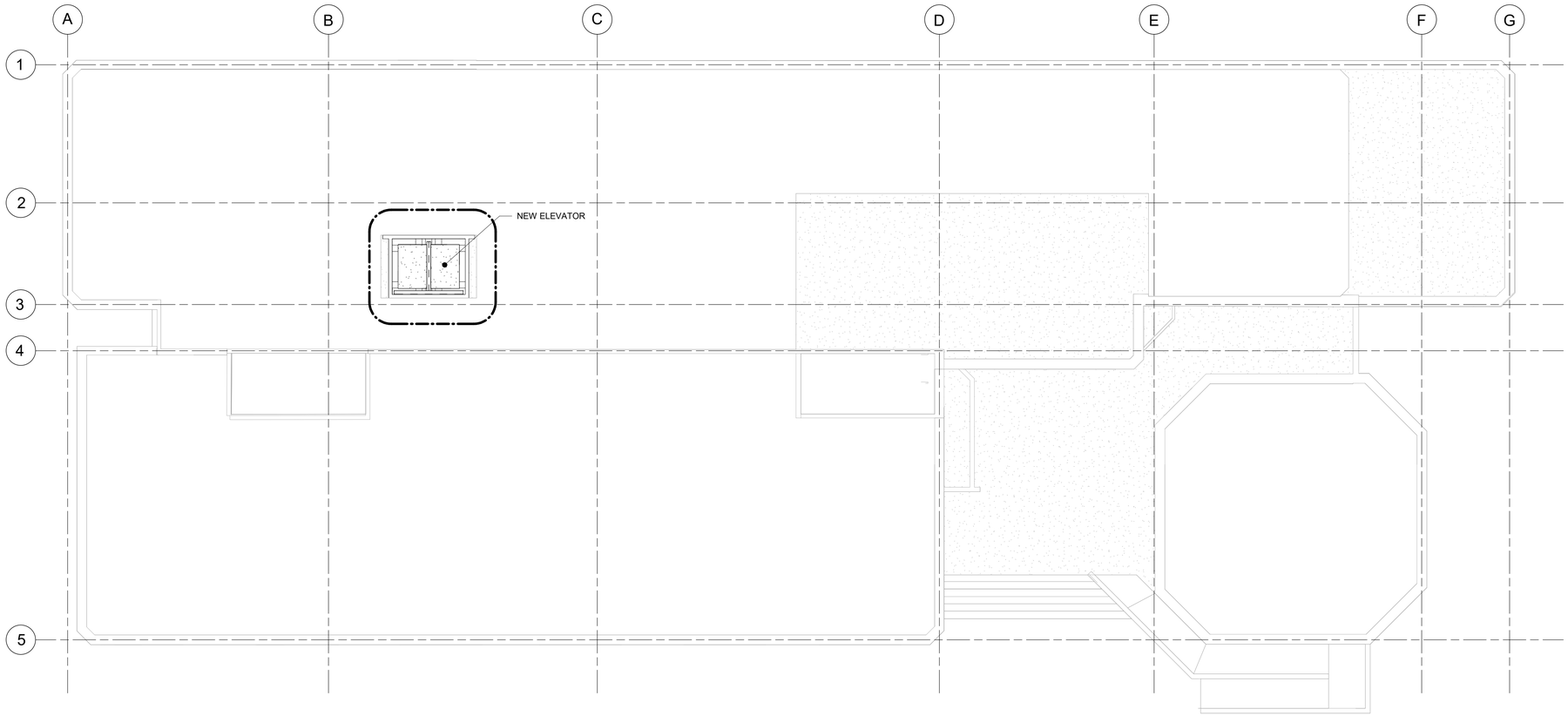

1 / S1201 SITE PLAN
Scale: 1 : 100

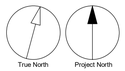

CLIENT

CITY OF TORONTO

Corporate Real Estate Management
Project Management Office
Metro Hall Toronto, ON
M5V 3C6

COPYRIGHT
This drawing has been prepared solely for the intended use, thus any reproduction or distribution for any purpose other than authorized by Arcadis is forbidden. Written dimensions shall have precedence over scaled dimensions. Contractors shall verify and be responsible for all dimensions and conditions on the job, and Arcadis shall be informed of any variations from the dimensions and conditions shown on the drawing. Shop drawings shall be submitted to Arcadis for general conformance before proceeding with fabrication.

Arcadis Professional Services (Canada) Inc.

ISSUES

No.	DESCRIPTION	DATE
A	50% SUBMISSION	2021-11-19
B	90% SUBMISSION	2022-03-04
C	ISSUED FOR PERMIT	2022-03-18
D	ISSUED FOR TENDER	2022-12-07
E	ISSUED FOR TENDER	2025-04-11

CONSULTANTS

SEAL

PRIME CONSULTANT

ARCADIS

100 - 175 Galaxy Blvd,
Toronto, ON M9W 0C9, Canada
tel 416 679 1930
www.arcadis.com

PROJECT TITLE
CITY OF TORONTO
ACCESSIBILITY UPGRADES

PROJECT ADDRESS

POLICE NO. 33 DIVISION
50 UPJOHN RD

PROJECT NO:
Arcadis 30279056

DRAWN BY:	CHECKED BY:
L. CHATZIGIANNAKOS	**M. FAYAZI**
PROJECT MGR:	APPROVED BY:
F.BOLOURIAN	**K. ANGER**

SHEET TITLE
SITE PLAN

SHEET NUMBER
S1201

ISSUE
E

SCALE CHECK
1 in
10mm

Autodesk Docs://122260 - CoT TAU Upgrades R2024/122260-TAU-S-249-50UP-HN-S-R20.rvt

4/16/2025 11:01:27 AM

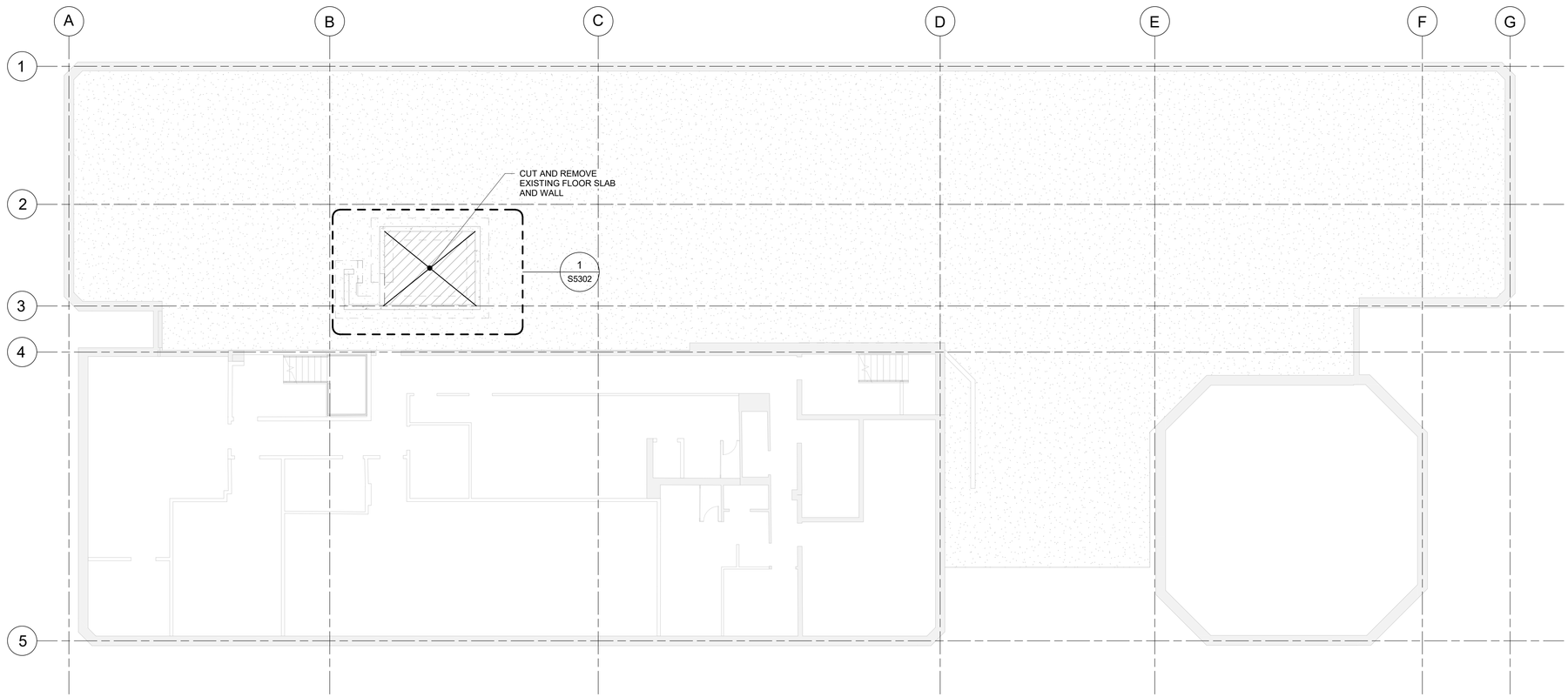

1 / S2001 DEMOLITION PLAN - BASEMENT
Scale: 1 : 100

4/16/2025 11:01:27 AM

CLIENT

CITY OF TORONTO

TORONTO

Corporate Real Estate Management
Project Management Office
Metro Hall Toronto, ON
M5V 3C6

COPYRIGHT

This drawing has been prepared solely for the intended use, thus any reproduction or distribution for any purpose other than authorized by Arcadis is forbidden. Written dimensions shall have precedence over scaled dimensions. Contractors shall verify and be responsible for all dimensions and conditions on the job, and Arcadis shall be informed of any variations from the dimensions and conditions shown on the drawing. Shop drawings shall be submitted to Arcadis for general conformance before proceeding with fabrication.

Arcadis Professional Services (Canada) Inc.

ISSUES

No.	DESCRIPTION	DATE
A	50% SUBMISSION	2021-11-19
B	90% SUBMISSION	2022-03-04
C	ISSUED FOR PERMIT	2022-03-18
D	ISSUED FOR TENDER	2022-12-07
E	ISSUED FOR TENDER	2025-04-11

CONSULTANTS

SEAL

PRIME CONSULTANT

ARCADIS

100 - 175 Galaxy Blvd,
Toronto, ON M9W 0C9, Canada
tel 416 679 1930
www.arcadis.com

PROJECT TITLE

CITY OF TORONTO
ACCESSIBILITY UPGRADES

PROJECT ADDRESS

POLICE NO. 33 DIVISION
50 UPJOHN RD

PROJECT NO:
Arcadis 30279056

DRAWN BY:	CHECKED BY:
L. CHATZIGIANNAKOS	**M. FAYAZI**
PROJECT MGR: **F.BOLOURIAN**	APPROVED BY: **K. ANGER**

SHEET TITLE

DEMOLITION PLAN - BASEMENT

SHEET NUMBER

S2001

ISSUE

E

Autodesk Docs://122260 - CoT TAU Upgrades R2024/122260-TAU-5-249-50UPJHN-S-R20.rvt

SCALE CHECK
10mm
1 in

True North

Project North

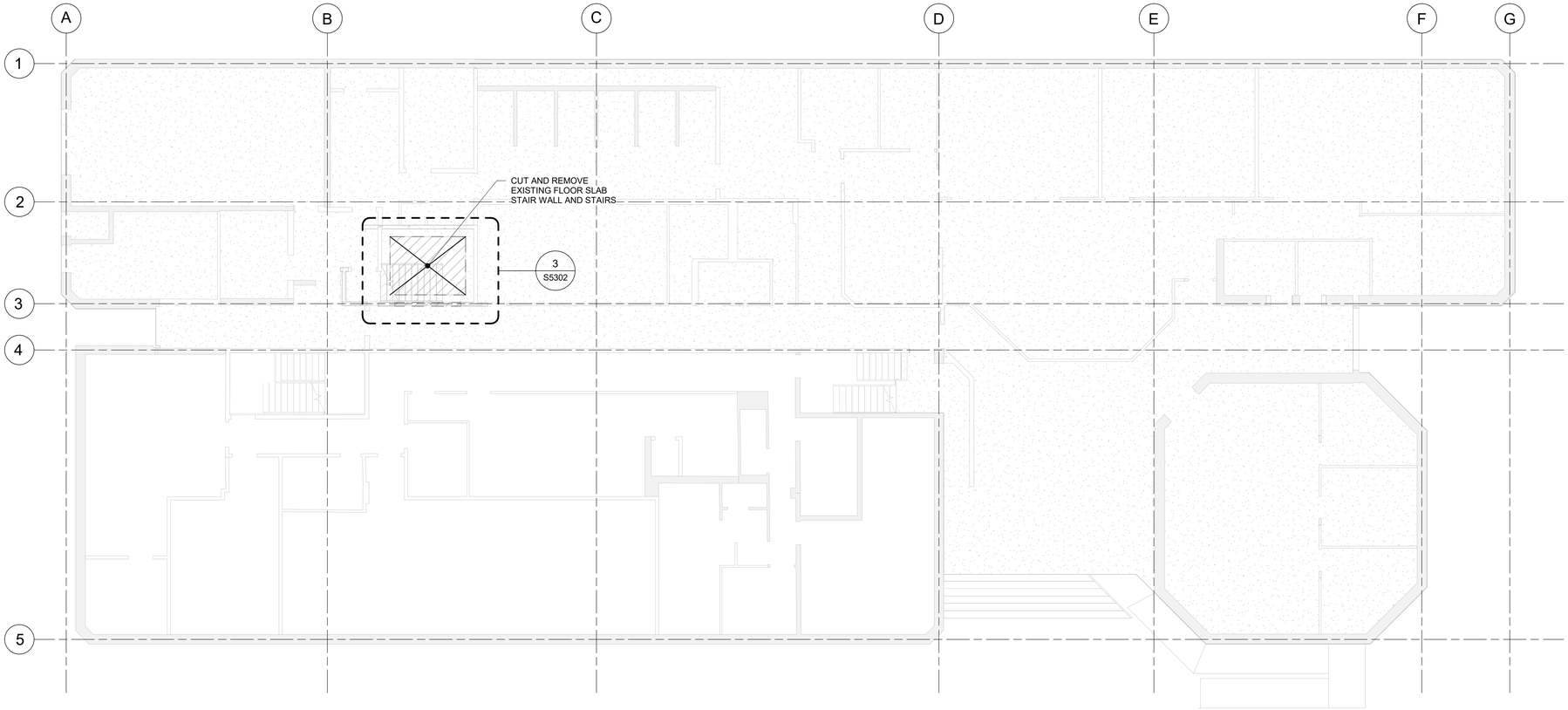

1 / S2002 DEMOLITION PLAN - GROUND FLOOR
Scale: 1 : 100

4/16/2025 11:01:27 AM

CLIENT

CITY OF TORONTO

Corporate Real Estate Management
Project Management Office
Metro Hall Toronto, ON
M5V 3C6

COPYRIGHT
This drawing has been prepared solely for the intended use, thus any reproduction or distribution for any purpose other than authorized by Arcadis is forbidden. Written dimensions shall have precedence over scaled dimensions. Contractors shall verify and be responsible for all dimensions and conditions on the job, and Arcadis shall be informed of any variations from the dimensions and conditions shown on the drawing. Shop drawings shall be submitted to Arcadis for general conformance before proceeding with fabrication.

Arcadis Professional Services (Canada) Inc.

ISSUES

No.	DESCRIPTION	DATE
A	50% SUBMISSION	2021-11-19
B	90% SUBMISSION	2022-03-04
C	ISSUED FOR PERMIT	2022-03-18
D	ISSUED FOR TENDER	2022-12-07
E	ISSUED FOR TENDER	2025-04-11

CONSULTANTS

SEAL

PRIME CONSULTANT

ARCADIS

100 - 175 Galaxy Blvd,
Toronto, ON M9W 0C9, Canada
tel 416 679 1930
www.arcadis.com

PROJECT TITLE
CITY OF TORONTO
ACCESSIBILITY UPGRADES

PROJECT ADDRESS

POLICE NO. 33 DIVISION
50 UPJOHN RD

PROJECT NO:
Arcadis 30279056

DRAWN BY:	CHECKED BY:
L. CHATZIGIANNAKOS	**M. FAYAZI**
PROJECT MGR:	APPROVED BY:
F.BOLOURIAN	**K. ANGER**

SHEET TITLE
DEMOLITION PLAN - GROUND FLOOR

SHEET NUMBER
S2002

ISSUE
E

True North
Project North

Autodesk Docs://122260 - CoT TAU Upgrades R2024/122260-TAU-5-249-50UPJHN-S-R20.rvt

10mm
SCALE CHECK
1 in

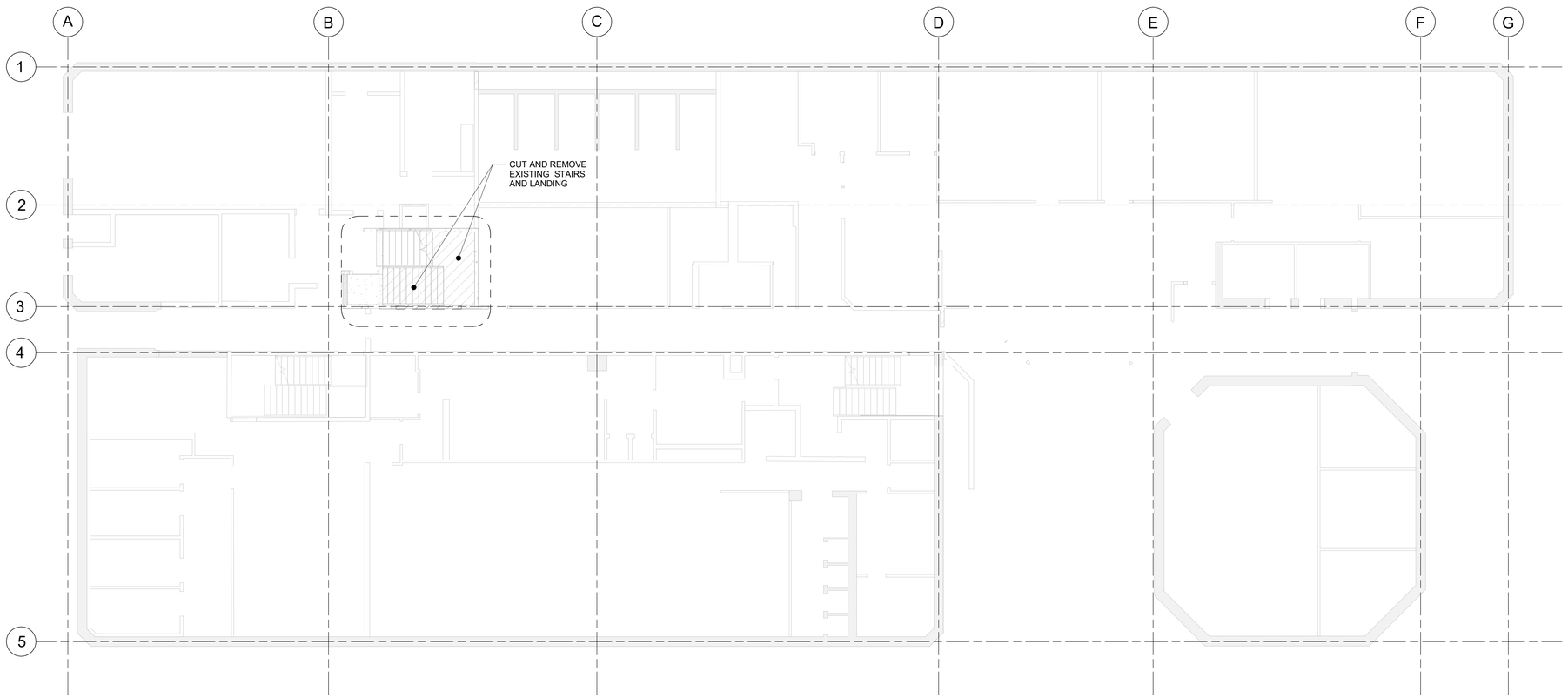

1 / S2003 DEMOLITION PLAN - SECOND FLOOR
Scale: 1 : 100

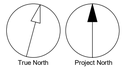

CLIENT

CITY OF TORONTO

Corporate Real Estate Management
Project Management Office
Metro Hall Toronto, ON
M5V 3C6

COPYRIGHT
This drawing has been prepared solely for the intended use, thus any reproduction or distribution for any purpose other than authorized by Arcadis is forbidden. Written dimensions shall have precedence over scaled dimensions. Contractors shall verify and be responsible for all dimensions and conditions on the job, and Arcadis shall be informed of any variations from the dimensions and conditions shown on the drawing. Shop drawings shall be submitted to Arcadis for general conformance before proceeding with fabrication.

Arcadis Professional Services (Canada) Inc.

ISSUES

No.	DESCRIPTION	DATE
A	50% SUBMISSION	2021-11-19
B	90% SUBMISSION	2022-03-04
C	ISSUED FOR PERMIT	2022-03-18
D	ISSUED FOR TENDER	2022-12-07
E	ISSUED FOR TENDER	2025-04-11

CONSULTANTS

SEAL

PRIME CONSULTANT

ARCADIS

100 - 175 Galaxy Blvd,
Toronto, ON M9W 0C9, Canada
tel 416 679 1930
www.arcadis.com

PROJECT TITLE
CITY OF TORONTO
ACCESSIBILITY UPGRADES

PROJECT ADDRESS

POLICE NO. 33 DIVISION
50 UPJOHN RD

PROJECT NO:
Arcadis 30279056

DRAWN BY:	CHECKED BY:
L. CHATZIGIANNAKOS	**M. FAYAZI**
PROJECT MGR:	APPROVED BY:
F.BOLOURIAN	**K. ANGER**

SHEET TITLE
DEMOLITION PLAN -
SECOND FLOOR

SHEET NUMBER
S2003

ISSUE
E

SCALE CHECK
1 in
10mm

Autodesk Docs://122260 - CoT TAU Upgrades R2024/122265-TAU-5-249-50UPJHN-S-R20.rvt

4/16/2025 11:01:28 AM

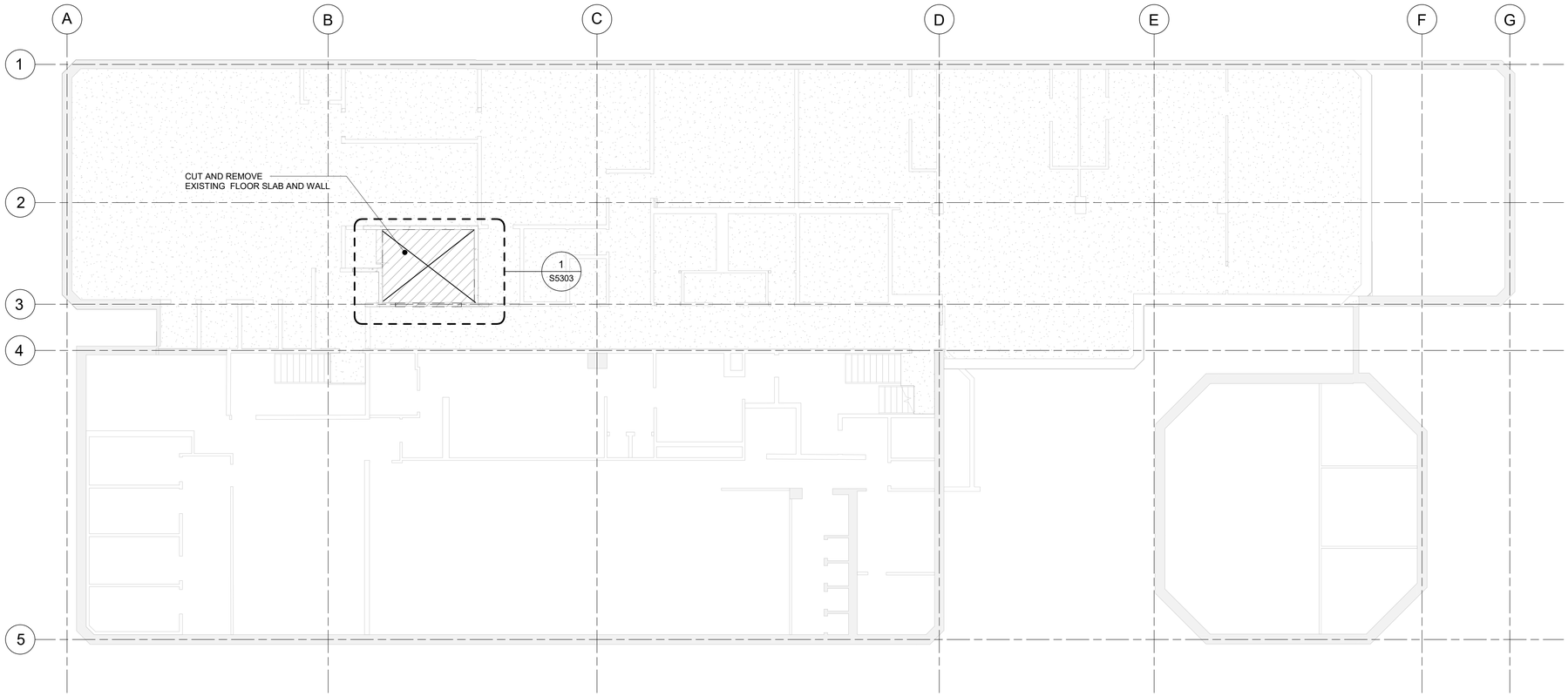

1 / S2004 DEMOLITION PLAN - GROUND UPPER FLOOR
Scale: 1 : 100

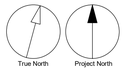

CLIENT

CITY OF TORONTO

Corporate Real Estate Management
Project Management Office
Metro Hall Toronto, ON
M5V 3C6

COPYRIGHT
This drawing has been prepared solely for the intended use, thus any reproduction or distribution for any purpose other than authorized by Arcadis is forbidden. Written dimensions shall have precedence over scaled dimensions. Contractors shall verify and be responsible for all dimensions and conditions on the job, and Arcadis shall be informed of any variations from the dimensions and conditions shown on the drawing. Shop drawings shall be submitted to Arcadis for general conformance before proceeding with fabrication.

Arcadis Professional Services (Canada) Inc.

ISSUES

No.	DESCRIPTION	DATE
A	50% SUBMISSION	2021-11-19
B	90% SUBMISSION	2022-03-04
C	ISSUED FOR PERMIT	2022-03-18
D	ISSUED FOR TENDER	2022-12-07
E	ISSUED FOR TENDER	2025-04-11

CONSULTANTS

SEAL

PRIME CONSULTANT

ARCADIS

100 - 175 Galaxy Blvd,
Toronto, ON M9W 0C9, Canada
tel 416 679 1930
www.arcadis.com

PROJECT TITLE
CITY OF TORONTO
ACCESSIBILITY UPGRADES

PROJECT ADDRESS

POLICE NO. 33 DIVISION
50 UPJOHN RD

PROJECT NO:
Arcadis 30279056

DRAWN BY:	CHECKED BY:
L. CHATZIGIANNAKOS	**M. FAYAZI**
PROJECT MGR:	APPROVED BY:
F.BOLOURIAN	**K. ANGER**

SHEET TITLE
DEMOLITION PLAN -
THIRD FLOOR

SHEET NUMBER
S2004

ISSUE
E

SCALE CHECK
1 in
10mm

Autodesk Docs://122260 - CoT TAU Upgrades R2024/122260-TAU-5-249-50UPJHN-S-R20.rvt

4/16/2025 11:01:28 AM

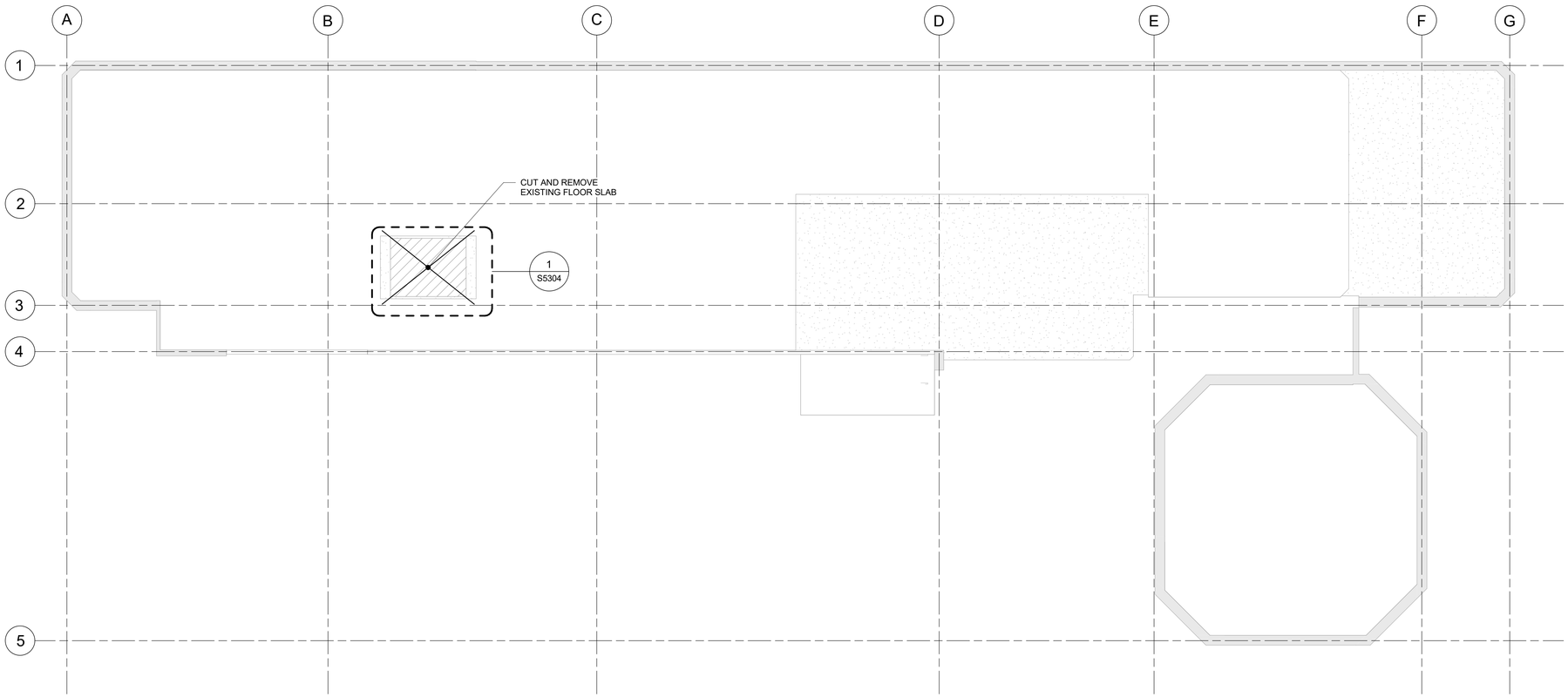

1 / S2005 DEMOLITION PLAN - MECHANICAL FLOOR
Scale: 1 : 100

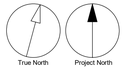

CLIENT

CITY OF TORONTO

Corporate Real Estate Management
Project Management Office
Metro Hall Toronto, ON
M5V 3C6

COPYRIGHT
This drawing has been prepared solely for the intended use, thus any reproduction or distribution for any purpose other than authorized by Arcadis is forbidden. Written dimensions shall have precedence over scaled dimensions. Contractors shall verify and be responsible for all dimensions and conditions on the job, and Arcadis shall be informed of any variations from the dimensions and conditions shown on the drawing. Shop drawings shall be submitted to Arcadis for general conformance before proceeding with fabrication.

Arcadis Professional Services (Canada) Inc.

ISSUES

No.	DESCRIPTION	DATE
A	50% SUBMISSION	2021-11-19
B	90% SUBMISSION	2022-03-04
C	ISSUED FOR PERMIT	2022-03-18
D	ISSUED FOR TENDER	2022-12-07
E	ISSUED FOR TENDER	2025-04-11

CONSULTANTS

SEAL

PRIME CONSULTANT

ARCADIS

100 - 175 Galaxy Blvd,
Toronto, ON M9W 0C9, Canada
tel 416 679 1930
www.arcadis.com

PROJECT TITLE
CITY OF TORONTO
ACCESSIBILITY UPGRADES

PROJECT ADDRESS

POLICE NO. 33 DIVISION
50 UPJOHN RD

PROJECT NO:
Arcadis 30279056

DRAWN BY:	CHECKED BY:
L. CHATZIGIANNAKOS	**M. FAYAZI**
PROJECT MGR: **F.BOLOURIAN**	APPROVED BY: **K. ANGER**

SHEET TITLE
DEMOLITION PLAN - MECHANICAL FLOOR

SHEET NUMBER	ISSUE
S2005	E

Autodesk Docs://122260 - CoT TAU Upgrades R2024/122260-TAU-5-248-50UPJHN-S-R20.rvt

SCALE CHECK
1 in
10mm

4/16/2025 11:01:29 AM

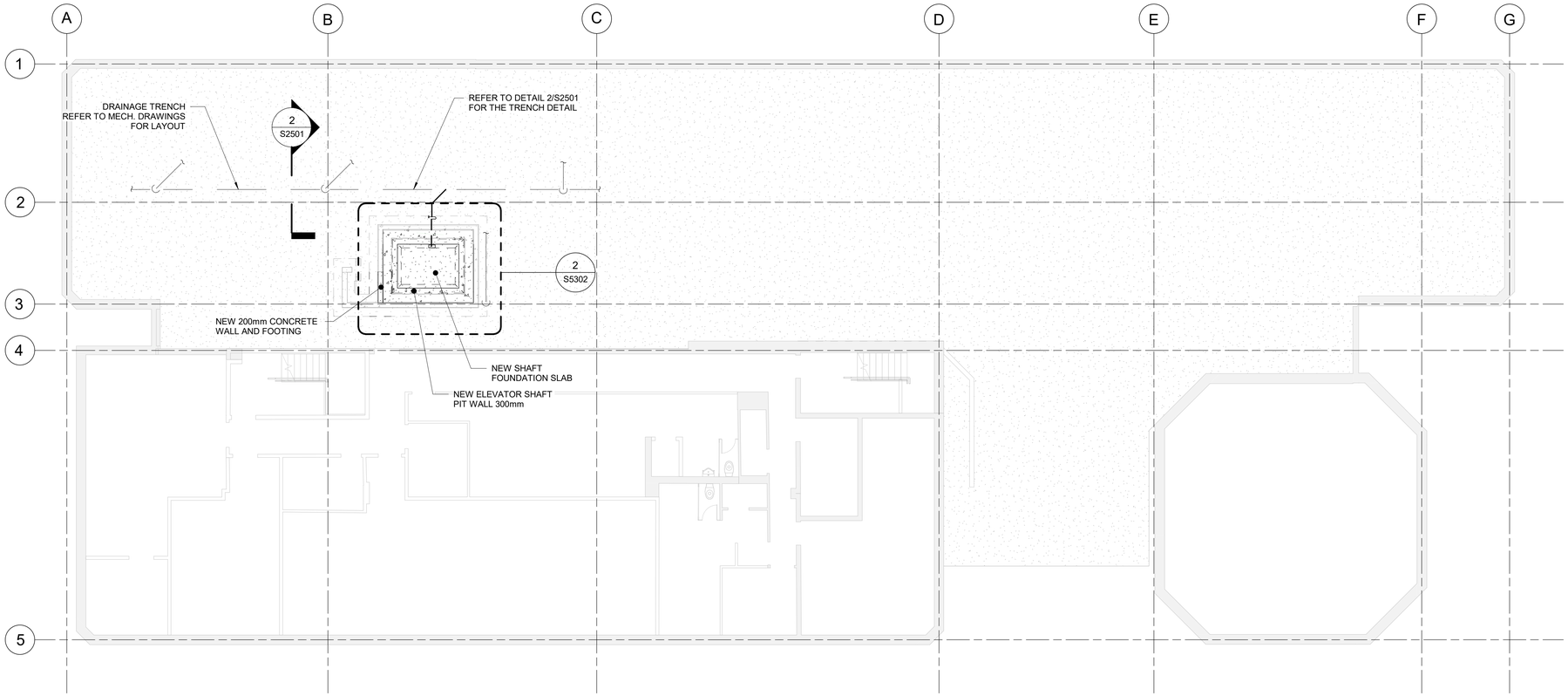

1 / S2501 PROPOSED PLAN - BASEMENT
Scale: 1 : 100

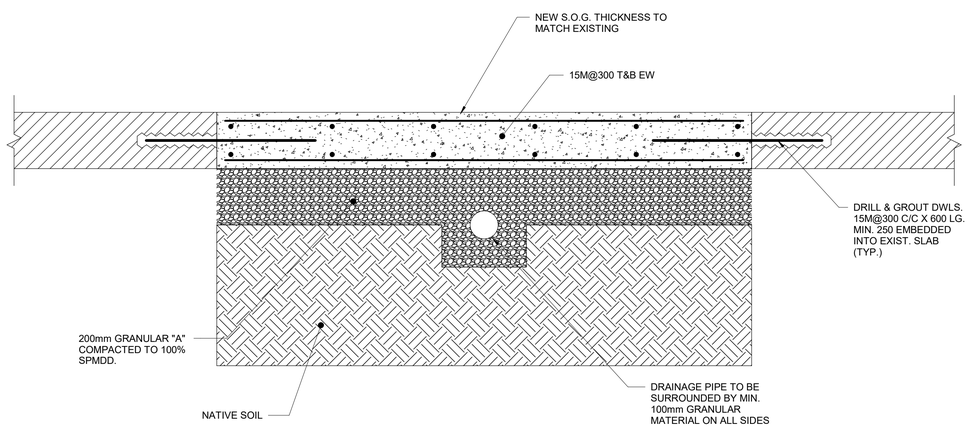

2 / S2501 TRENCH DETAIL IN EXISTING SLAB - OPTION 2
Scale: 1 : 10

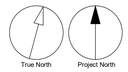

4/16/2025 11:01:29 AM

CLIENT

CITY OF TORONTO

Corporate Real Estate Management
Project Management Office
Metro Hall Toronto, ON
M5V 3C6

COPYRIGHT
This drawing has been prepared solely for the intended use, thus any reproduction or distribution for any purpose other than authorized by Arcadis is forbidden. Written dimensions shall have precedence over scaled dimensions. Contractors shall verify and be responsible for all dimensions and conditions on the job, and Arcadis shall be informed of any variations from the dimensions and conditions shown on the drawing. Shop drawings shall be submitted to Arcadis for general conformance before proceeding with fabrication.

Arcadis Professional Services (Canada) Inc.

ISSUES

No.	DESCRIPTION	DATE
A	50% SUBMISSION	2021-11-19
B	90% SUBMISSION	2022-03-04
C	ISSUED FOR PERMIT	2022-03-18
D	ISSUED FOR TENDER	2022-12-07
E	ISSUED FOR TENDER	2025-04-11

CONSULTANTS

SEAL

PRIME CONSULTANT

ARCADIS

100 - 175 Galaxy Blvd,
Toronto, ON M9W 0C9, Canada
tel 416 679 1930
www.arcadis.com

PROJECT TITLE
CITY OF TORONTO
ACCESSIBILITY UPGRADES

PROJECT ADDRESS

POLICE NO. 33 DIVISION
50 UPJOHN RD

PROJECT NO:
Arcadis 30279056

DRAWN BY:	CHECKED BY:
L. CHATZIGIANNAKOS	**M. FAYAZI**
PROJECT MGR:	APPROVED BY:
F.BOLOURIAN	**K. ANGER**

SHEET TITLE
PROPOSED PLAN - BASEMENT

SHEET NUMBER
S2501

ISSUE
E

Autodesk Docs://122260 - CoT TAU Upgrades R2024/122260-TAU-5-249-50UPJHN-S-R20.rvt

SCALE CHECK
10mm
1 in

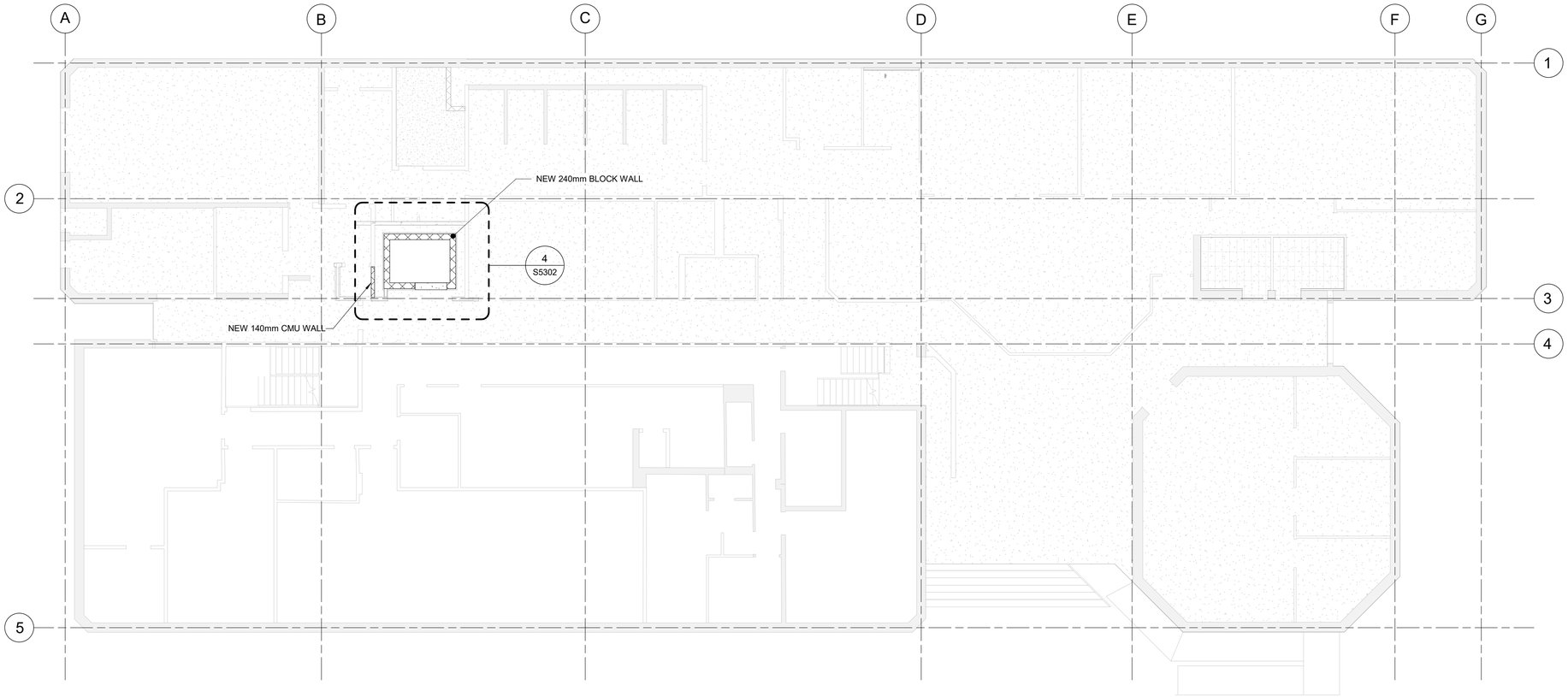

1 / S2502 PRPOSED PLAN - GROUND FLOOR
Scale: 1 : 100

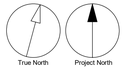

CLIENT

CITY OF TORONTO

Corporate Real Estate Management
Project Management Office
Metro Hall Toronto, ON
M5V 3C6

COPYRIGHT
This drawing has been prepared solely for the intended use, thus any reproduction or distribution for any purpose other than authorized by Arcadis is forbidden. Written dimensions shall have precedence over scaled dimensions. Contractors shall verify and be responsible for all dimensions and conditions on the job, and Arcadis shall be informed of any variations from the dimensions and conditions shown on the drawing. Shop drawings shall be submitted to Arcadis for general conformance before proceeding with fabrication.

Arcadis Professional Services (Canada) Inc.

ISSUES

No.	DESCRIPTION	DATE
A	50% SUBMISSION	2021-11-19
B	90% SUBMISSION	2022-03-04
C	ISSUED FOR PERMIT	2022-03-18
D	ISSUED FOR TENDER	2022-12-07
E	ISSUED FOR TENDER	2025-04-11

CONSULTANTS

SEAL

PRIME CONSULTANT

ARCADIS

100 - 175 Galaxy Blvd,
Toronto, ON M9W 0C9, Canada
tel 416 679 1930
www.arcadis.com

PROJECT TITLE
CITY OF TORONTO
ACCESSIBILITY UPGRADES

PROJECT ADDRESS

POLICE NO. 33 DIVISION
50 UPJOHN RD

PROJECT NO:
Arcadis 30279056

DRAWN BY:	CHECKED BY:
L. CHATZIGIANNAKOS	**M. FAYAZI**
PROJECT MGR:	APPROVED BY:
F.BOLOURIAN	**K. ANGER**

SHEET TITLE
PROPOSED PLAN -
GROUND FLOOR

SHEET NUMBER
S2502

ISSUE
E

SCALE CHECK
1 in
10mm

Autodesk Docs://122260 - CoT TAU Upgrades R2024/122260-TAU-5-249-50UPJHN-S-R20.rvt

4/16/2025 11:01:30 AM

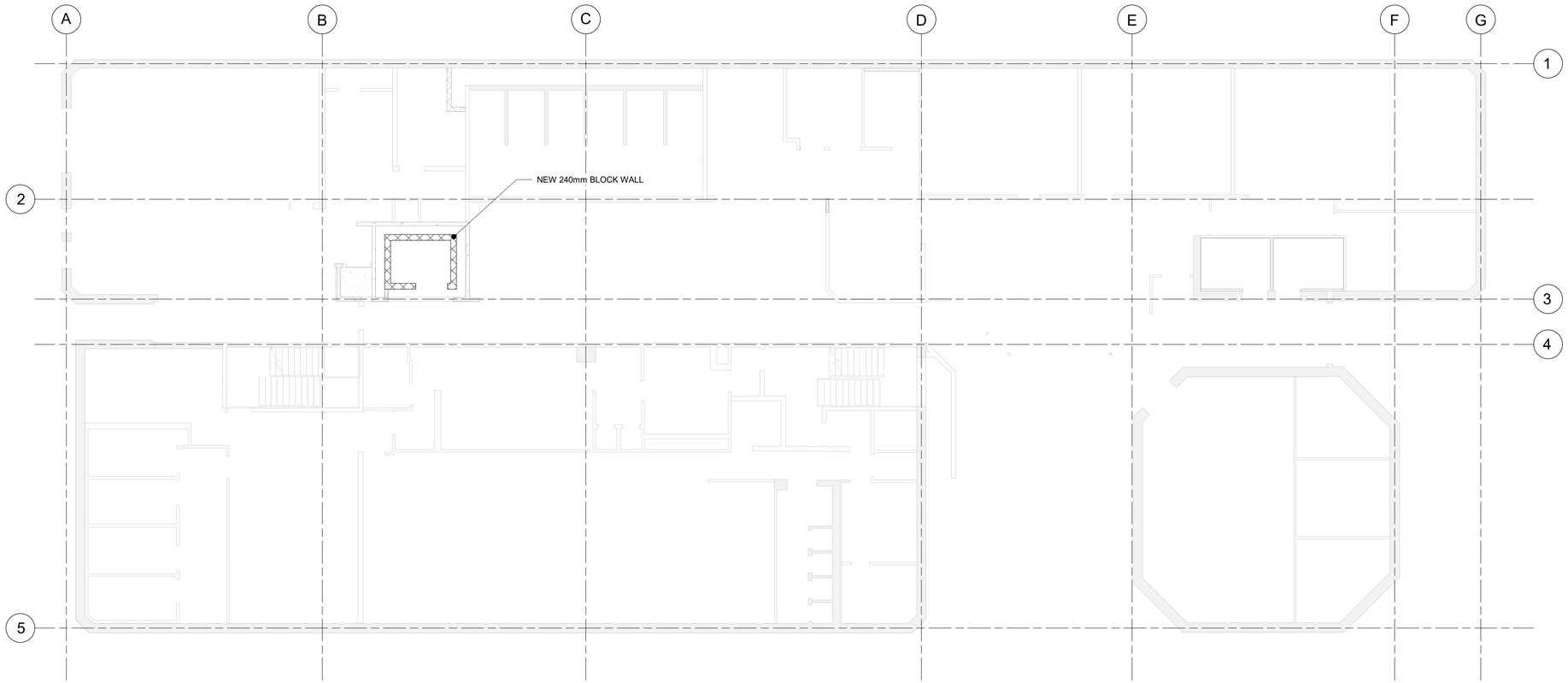

1 / S2503 PROPOSED PLAN - SECOND FLOOR
Scale: 1 : 100

4/16/2025 11:01:30 AM

True North
Project North

CLIENT

CITY OF TORONTO

Corporate Real Estate Management
Project Management Office
Metro Hall Toronto, ON
M5V 3C6

COPYRIGHT
This drawing has been prepared solely for the intended use, thus any reproduction or distribution for any purpose other than authorized by Arcadis is forbidden. Written dimensions shall have precedence over scaled dimensions. Contractors shall verify and be responsible for all dimensions and conditions on the job, and Arcadis shall be informed of any variations from the dimensions and conditions shown on the drawing. Shop drawings shall be submitted to Arcadis for general conformance before proceeding with fabrication.

Arcadis Professional Services (Canada) Inc.

ISSUES

No.	DESCRIPTION	DATE
A	50% SUBMISSION	2021-11-19
B	90% SUBMISSION	2022-03-04
C	ISSUED FOR PERMIT	2022-03-18
D	ISSUED FOR TENDER	2022-12-07
E	ISSUED FOR TENDER	2025-04-11

CONSULTANTS

SEAL

PRIME CONSULTANT

ARCADIS

100 - 175 Galaxy Blvd,
Toronto, ON M9W 0C9, Canada
tel 416 679 1930
www.arcadis.com

PROJECT TITLE
CITY OF TORONTO
ACCESSIBILITY UPGRADES

PROJECT ADDRESS

POLICE NO. 33 DIVISION
50 UPJOHN RD

PROJECT NO:
Arcadis 30279056

DRAWN BY:	CHECKED BY:
L. CHATZIGIANNAKOS	**M. FAYAZI**
PROJECT MGR:	APPROVED BY:
F.BOLOURIAN	**K. ANGER**

SHEET TITLE
PROPOSED PLAN -
SECOND FLOOR

SHEET NUMBER
S2503

ISSUE
E

Autodesk Docs://122260 - CoT TAU Upgrades R2024/122260-TAU-L-249-50UPJHN-S-R20.rvt

SCALE CHECK
10mm
1 in

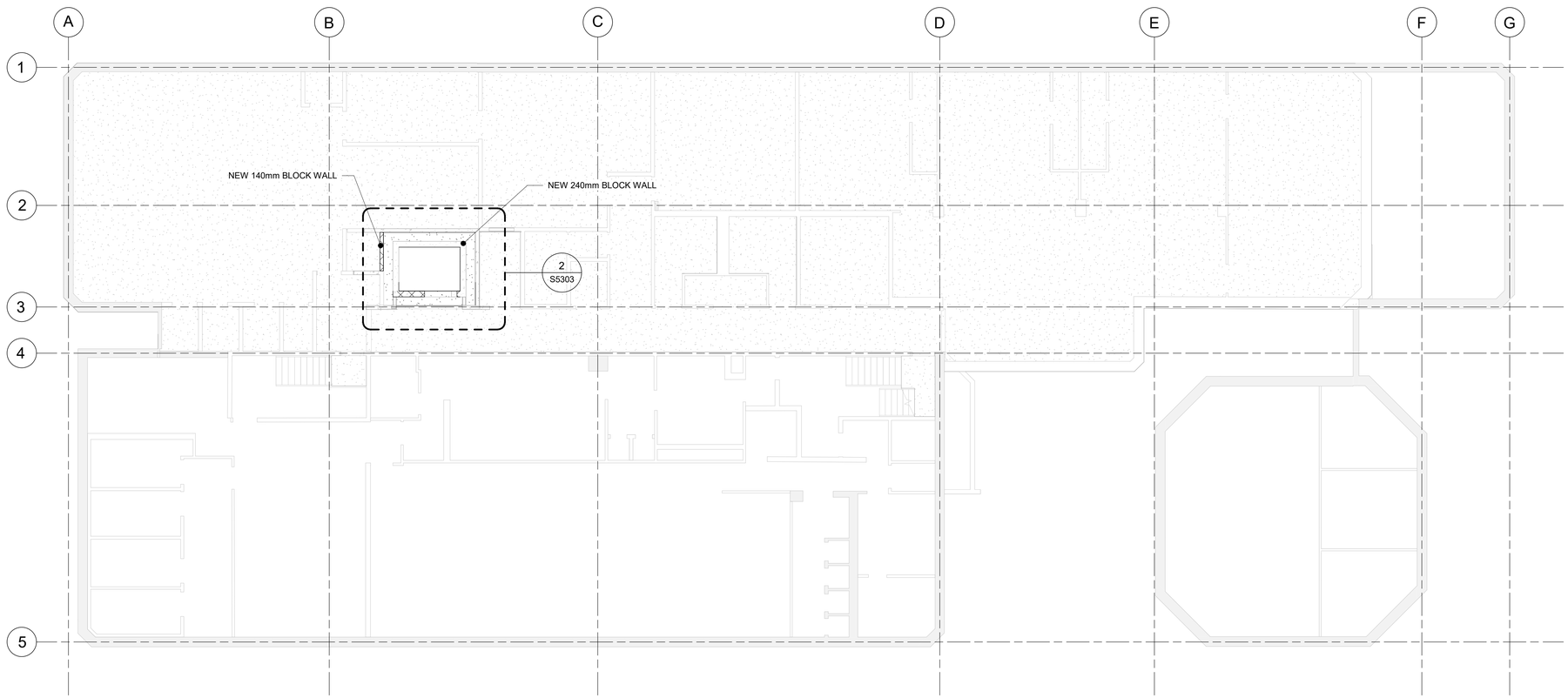

1 / S2504 PROPOSED PLAN - GROUND UPPER FLOOR
Scale: 1 : 100

True North
Project North

CLIENT

CITY OF TORONTO

Corporate Real Estate Management
Project Management Office
Metro Hall Toronto, ON
M5V 3C6

COPYRIGHT
This drawing has been prepared solely for the intended use, thus any reproduction or distribution for any purpose other than authorized by Arcadis is forbidden. Written dimensions shall have precedence over scaled dimensions. Contractors shall verify and be responsible for all dimensions and conditions on the job, and Arcadis shall be informed of any variations from the dimensions and conditions shown on the drawing. Shop drawings shall be submitted to Arcadis for general conformance before proceeding with fabrication.

Arcadis Professional Services (Canada) Inc.

ISSUES

No.	DESCRIPTION	DATE
A	50% SUBMISSION	2021-11-19
B	90% SUBMISSION	2022-03-04
C	ISSUED FOR PERMIT	2022-03-18
D	ISSUED FOR TENDER	2022-12-07
E	ISSUED FOR TENDER	2025-04-11

CONSULTANTS

SEAL

PRIME CONSULTANT

ARCADIS

100 - 175 Galaxy Blvd,
Toronto, ON M9W 0C9, Canada
tel 416 679 1930
www.arcadis.com

PROJECT TITLE
CITY OF TORONTO
ACCESSIBILITY UPGRADES

PROJECT ADDRESS

POLICE NO. 33 DIVISION
50 UPJOHN RD

PROJECT NO:
Arcadis 30279056

DRAWN BY:	CHECKED BY:
L. CHATZIGIANNAKOS	**M. FAYAZI**
PROJECT MGR:	APPROVED BY:
F.BOLOURIAN	**K. ANGER**

SHEET TITLE
PROPOSED PLAN -
THIRD FLOOR

SHEET NUMBER
S2504

ISSUE
E

SCALE CHECK
1 in
10mm

Autodesk Docs://122260 - CoT TAU Upgrades R2024/122260-TAU-5-248-50UPJHN-S-R20.rvt

4/16/2025 11:01:31 AM

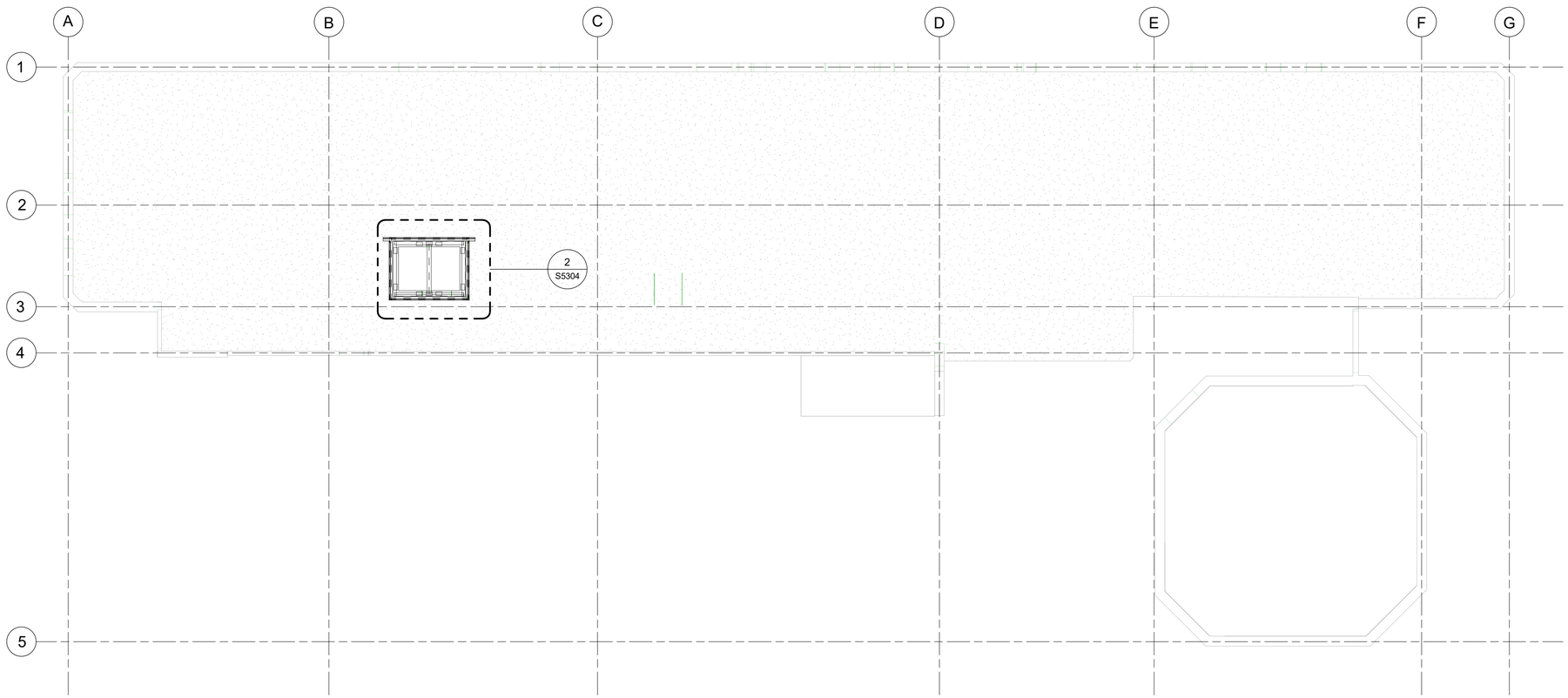

1 / S2505 PROPOSED PLAN - MECHANICAL FLOOR
Scale: 1 : 100

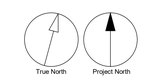

CLIENT

CITY OF TORONTO

Corporate Real Estate Management
Project Management Office
Metro Hall Toronto, ON
M5V 3C6

COPYRIGHT
This drawing has been prepared solely for the intended use, thus any reproduction or distribution for any purpose other than authorized by Arcadis is forbidden. Written dimensions shall have precedence over scaled dimensions. Contractors shall verify and be responsible for all dimensions and conditions on the job, and Arcadis shall be informed of any variations from the dimensions and conditions shown on the drawing. Shop drawings shall be submitted to Arcadis for general conformance before proceeding with fabrication.

Arcadis Professional Services (Canada) Inc.

ISSUES

No.	DESCRIPTION	DATE
A	50% SUBMISSION	2021-11-19
B	90% SUBMISSION	2022-03-04
C	ISSUED FOR PERMIT	2022-03-18
D	ISSUED FOR TENDER	2022-12-07
E	ISSUED FOR TENDER	2025-04-11

CONSULTANTS

SEAL

PRIME CONSULTANT

ARCADIS

100 - 175 Galaxy Blvd,
Toronto, ON M9W 0C9, Canada
tel 416 679 1930
www.arcadis.com

PROJECT TITLE
CITY OF TORONTO
ACCESSIBILITY UPGRADES

PROJECT ADDRESS

POLICE NO. 33 DIVISION
50 UPJOHN RD

PROJECT NO:
Arcadis 30279056

DRAWN BY:	CHECKED BY:
L. CHATZIGIANNAKOS	**M. FAYAZI**
PROJECT MGR:	APPROVED BY:
F.BOLOURIAN	**K. ANGER**

SHEET TITLE
PROPOSED PLAN - MECHANICAL FLOOR

SHEET NUMBER
S2505

ISSUE
E

SCALE CHECK
10mm
1 in

Autodesk Docs://122260 - CoT TAU Upgrades R2024/122260-TAU-5-249-50UPJHN-S-R20.rvt

4/16/2025 11:01:31 AM

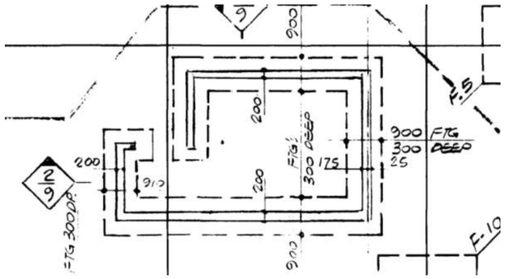

6 / S5301 EXISTING FOUNDATION PLAN
Scale: 1 : 50

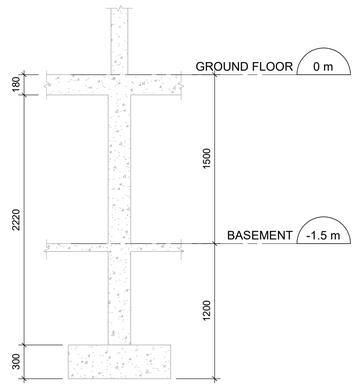

4 / S5301 EXISTING FOUNDATION ELEVATION
Scale: 1 : 25

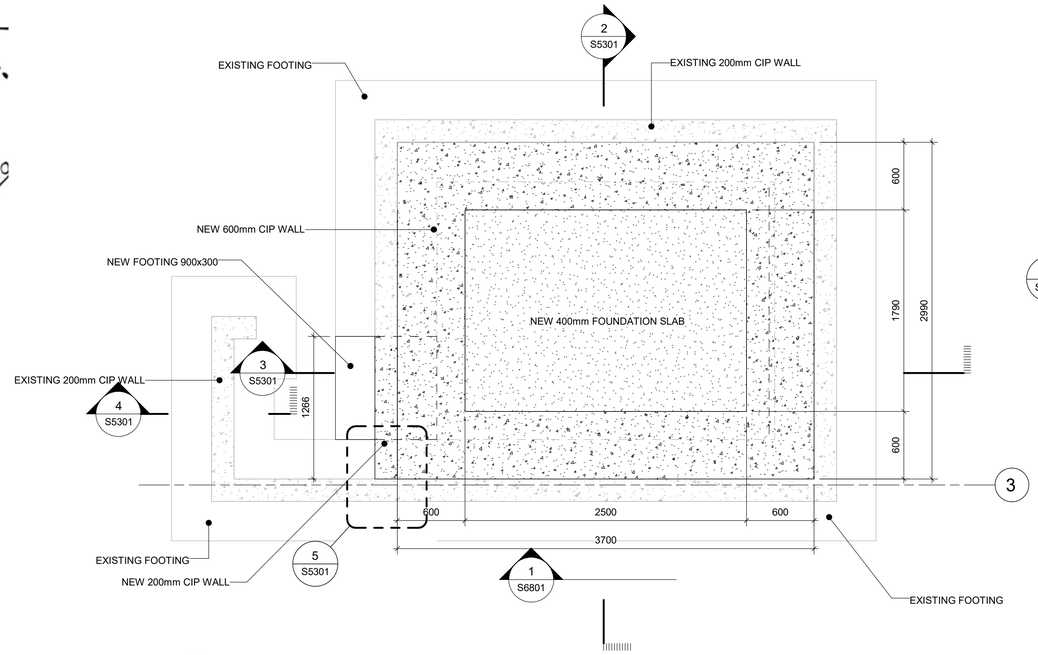

1 / S5301 PROPOSED PLAN - FOUNDATION
Scale: 1 : 25

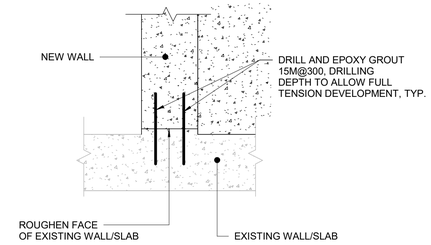

5 / S5301 DETAIL 1-ELEVATOR PIT - FOUNDATION WALLS CONNECTION DETAIL
Scale: 1 : 10

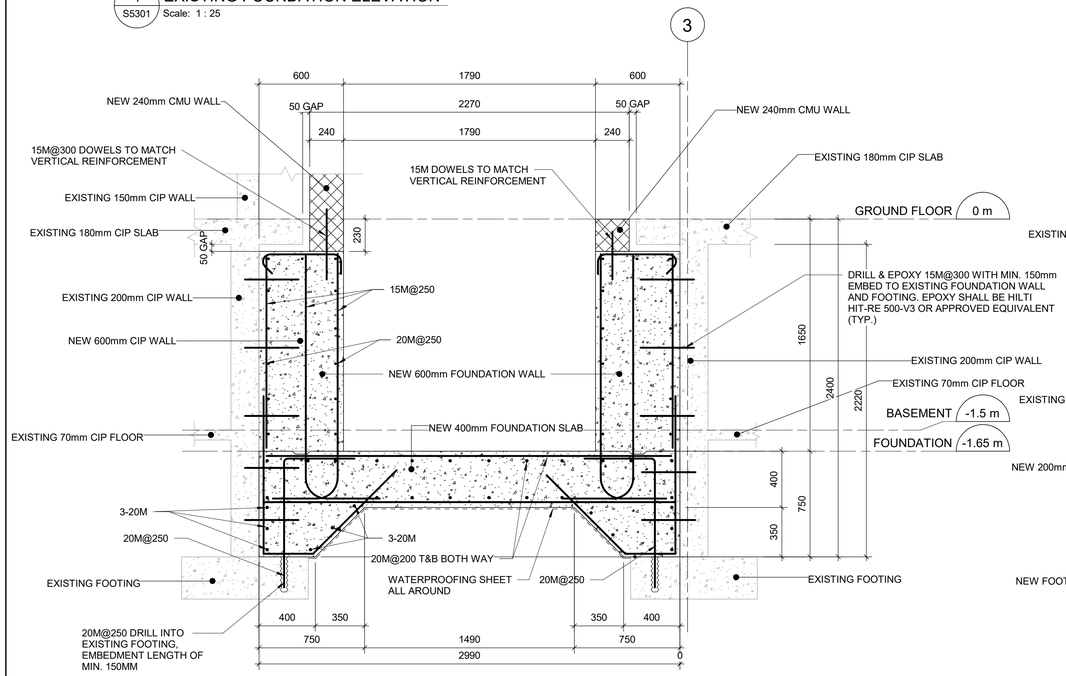

2 / S5301 SECTION
Scale: 1 : 20

NOTE:
- CONTRACTOR TO VERIFY MINIMUM SOIL BEARING CAPACITY AT SLS 200 KPA
- TEMPORARY SHORING TO BE PROVIDED BY CONTRACTOR FOR THE EXISITNG WALLS AND FOUNDATION WALL
- CONTRACTOR TO VERIFY SITE CONDITION

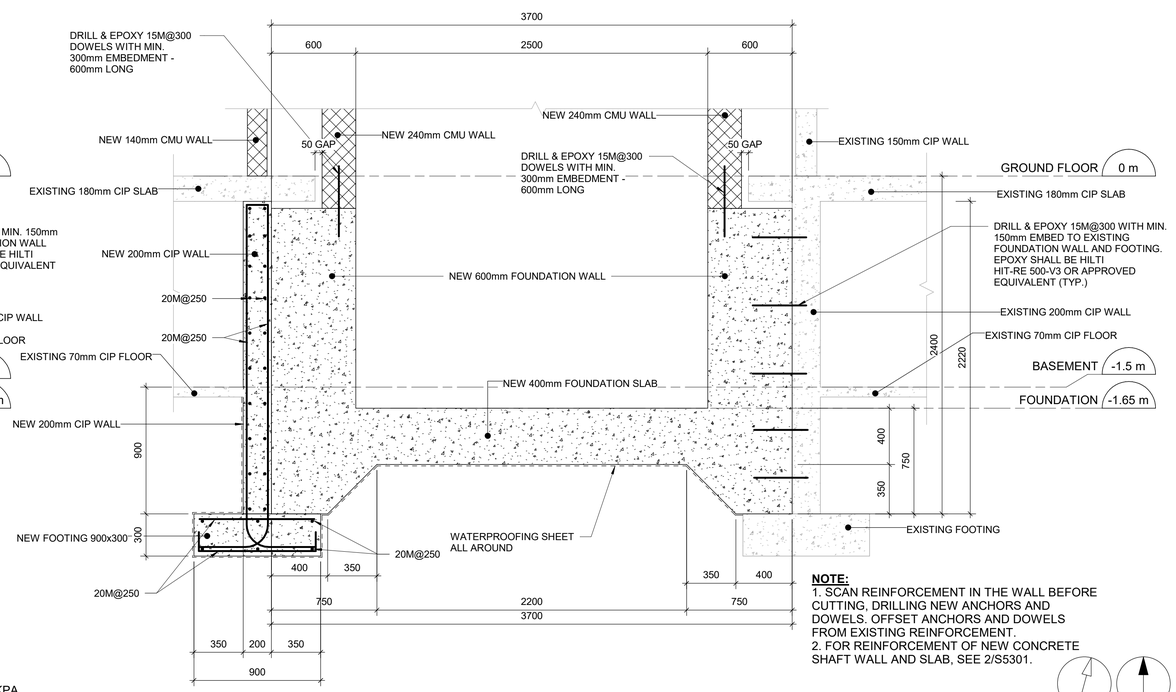

3 / S5301 SECTION
Scale: 1 : 20

NOTE:
1. SCAN REINFORCEMENT IN THE WALL BEFORE CUTTING, DRILLING NEW ANCHORS AND DOWELS. OFFSET ANCHORS AND DOWELS FROM EXISTING REINFORCEMENT.
2. FOR REINFORCEMENT OF NEW CONCRETE SHAFT WALL AND SLAB, SEE 2/S5301.

True North
Project North

4/16/2025 11:01:31 AM

CLIENT
CITY OF TORONTO
TORONTO
Corporate Real Estate Management
Project Management Office
Metro Hall Toronto, ON
M5V 3C6

COPYRIGHT
This drawing has been prepared solely for the intended use, thus any reproduction or distribution for any purpose other than authorized by Arcadis is forbidden. Written dimensions shall have precedence over scaled dimensions. Contractors shall verify and be responsible for all dimensions and conditions on the job, and Arcadis shall be informed of any variations from the dimensions and conditions shown on the drawing. Shop drawings shall be submitted to Arcadis for general conformance before proceeding with fabrication.

Arcadis Professional Services (Canada) Inc.

ISSUES

No.	DESCRIPTION	DATE
A	50% SUBMISSION	2021-11-19
B	90% SUBMISSION	2022-03-04
C	ISSUED FOR PERMIT	2022-03-18
D	ISSUED FOR TENDER	2022-12-07
E	ISSUED FOR TENDER	2025-04-11

CONSULTANTS

SEAL

PRIME CONSULTANT
ARCADIS
100 - 175 Galaxy Blvd,
Toronto, ON M9W 0C9, Canada
tel 416 679 1930
www.arcadis.com

PROJECT TITLE
CITY OF TORONTO
ACCESSIBILITY UPGRADES

PROJECT ADDRESS
POLICE NO. 33 DIVISION
50 UPJOHN RD

PROJECT NO:
Arcadis 30279056

DRAWN BY:	CHECKED BY:
L. CHATZIGIANNAKOS	**M. FAYAZI**
PROJECT MGR:	APPROVED BY:
F.BOLOURIAN	**K. ANGER**

SHEET TITLE
ELEVATOR - FOUNDATION

SHEET NUMBER
S5301

ISSUE
E

Autodesk Docs://122260 - CoT TAU Upgrades R2024/122260-TAU-5-249-50UPJHN-S-R20.rvt

SCALE CHECK
10mm
1 in

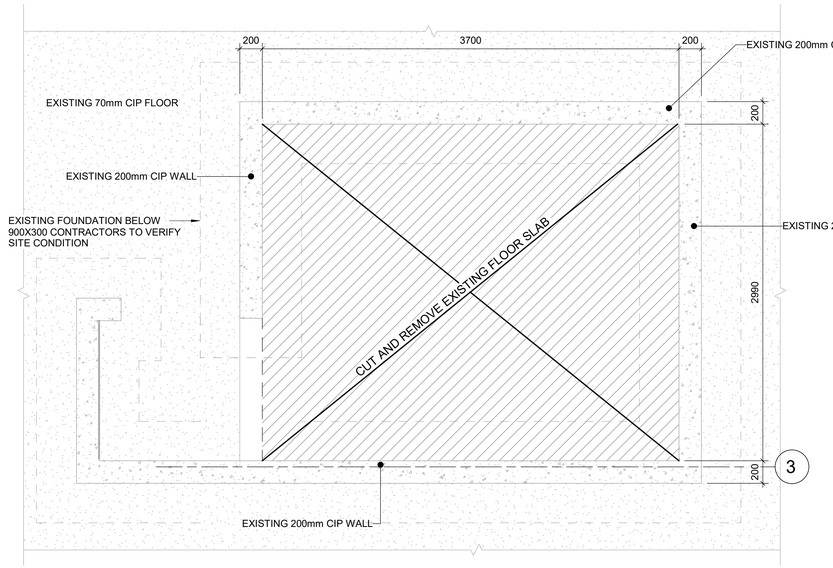

1 S5302 ELEVATOR DEMOLITION PLAN - BASEMENT
Scale: 1 : 25

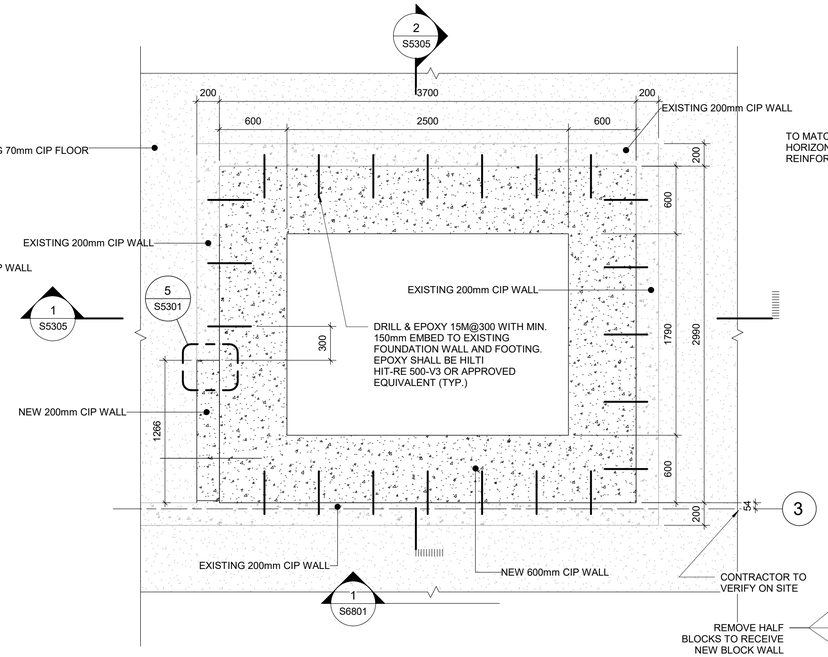

2 S5302 ELEVATOR PROPOSED PLAN - BASEMENT
Scale: 1 : 25

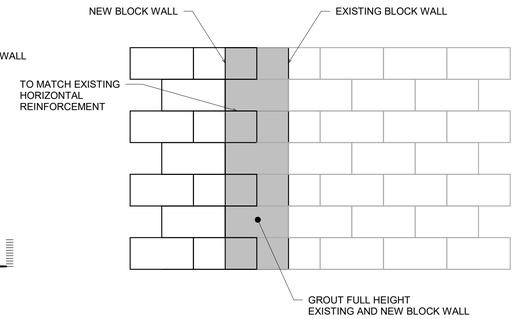

6 S5302 TYPICAL BLOCK WALL CONNECTION DETAIL
Scale: 1 : 20

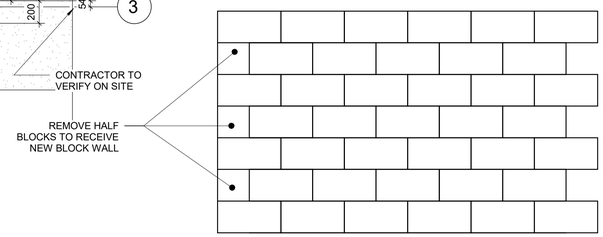

7 S5302 TYPICAL DEMOLITION OF EXISTING BLOCK WALL
Scale: 1 : 20

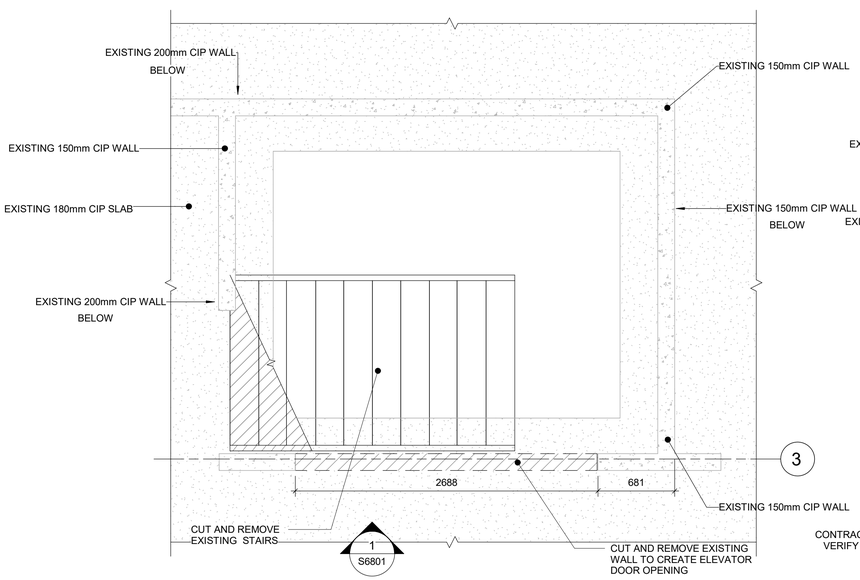

3 S5302 ELEVATOR DEMOLITION PLAN - GROUND FLOOR
Scale: 1 : 25

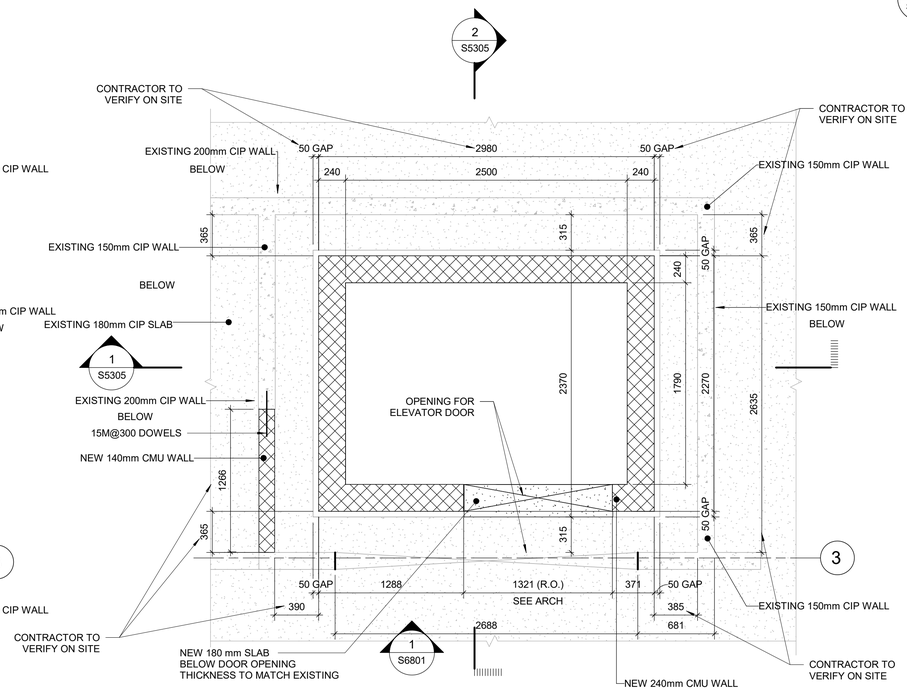

4 S5302 ELEVATOR PROPOSED PLAN - GROUND FLOOR
Scale: 1 : 25

NOTE:

1. MASONRY WALL REINFORCEMENT:

   BLOCK SIZE: 140mm (20 MPa BLOCK) VERTICAL: 15M@400. 240mm (20 MPa BLOCK) VERTICAL: 20M@400.
   HORIZONTAL: STANDARD TRUSS TYPE HORIZ. JOINT REINF. (3.66 mm LONGITUDINAL WIRE, 3.66 CROSS WIRE, MINIMUM) @ 800, OR APPROVED EQUAL.

2. REINFORCEMENT SHOWN DIAGRAMMATICALLY ONLY.

3. STAGGER SPLICED IN ADJACENT HORIZONTAL BAR IN THE SAME COURSE BY 600.

4. PROVIDE DOWEL BARS IN FOUNDATION TO MATCH ALL VERTICAL REINFORCEMENT.

5. FOR LINTELS SEE TYP. DETAILS.

6. OPENING EDGES SHALL BE REINFORCED WITH 2-15M @ 200 C/C USE MASONRY UNIT STRENGTH 20 MPA.

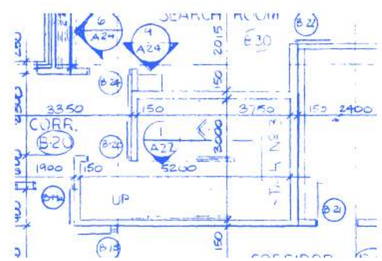

5 S5302 EXSITING GROUND FLOOR PLAN
Scale: 1 : 50

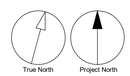

CLIENT

CITY OF TORONTO

TORONTO

Corporate Real Estate Management
Project Management Office
Metro Hall Toronto, ON
M5V 3C6

COPYRIGHT
This drawing has been prepared solely for the intended use, thus any reproduction or distribution for any purpose other than authorized by Arcadis is forbidden. Written dimensions shall have precedence over scaled dimensions. Contractors shall verify and be responsible for all dimensions and conditions on the job, and Arcadis shall be informed of any variations from the dimensions and conditions shown on the drawing. Shop drawings shall be submitted to Arcadis for general conformance before proceeding with fabrication.

Arcadis Professional Services (Canada) Inc.

ISSUES

No.	DESCRIPTION	DATE
A	50% SUBMISSION	2021-11-19
B	90% SUBMISSION	2022-03-04
C	ISSUED FOR PERMIT	2022-03-18
D	ISSUED FOR TENDER	2022-12-07
E	ISSUED FOR TENDER	2025-04-11

CONSULTANTS

SEAL

PRIME CONSULTANT

ARCADIS

100 - 175 Galaxy Blvd,
Toronto, ON M9W 0C9, Canada
tel 416 679 1930
www.arcadis.com

PROJECT TITLE
CITY OF TORONTO ACCESSIBILITY UPGRADES

PROJECT ADDRESS
POLICE NO. 33 DIVISION
50 UPJOHN RD

PROJECT NO:
Arcadis 30279056

DRAWN BY:	CHECKED BY:
L. CHATZIGIANNAKOS	**M. FAYAZI**
PROJECT MGR:	APPROVED BY:
F.BOLOURIAN	**K. ANGER**

SHEET TITLE
ELEVATOR - PLANS

SHEET NUMBER
S5302

ISSUE
E

SCALE CHECK 1 in 10mm

Autodesk Docs://122260 - CoT TAU Upgrades R2024/122260-TAU-5-249-50UPJHN-S-R20.rvt

4/16/2025 11:01:32 AM

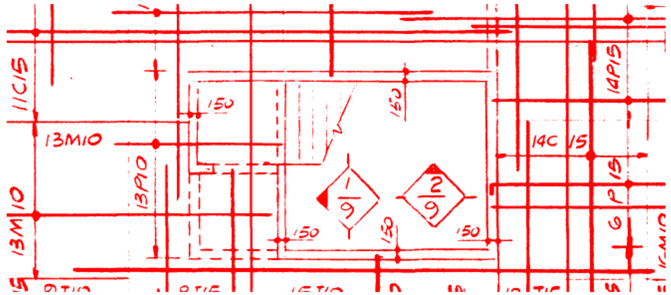

6 / S5303 EXSITING GROUND UPPER FLOOR PLAN
Scale: 1 : 50

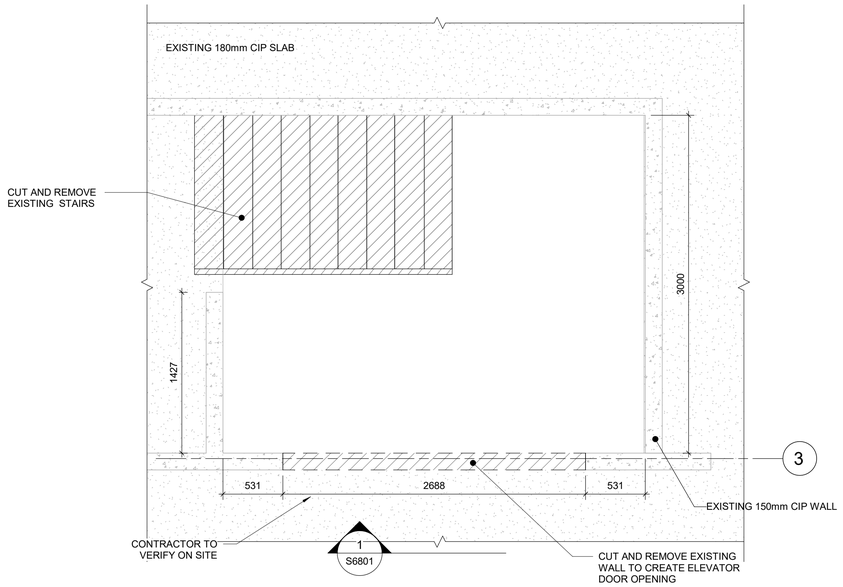

1 / S5303 ELEVATOR DEMOLITION PLAN - GROUND UPPER FLOOR
Scale: 1 : 25

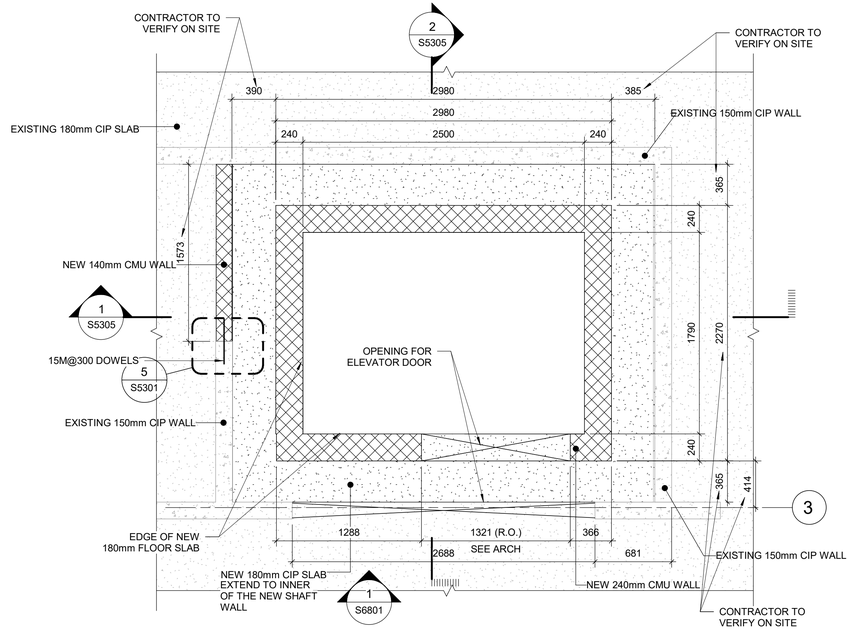

2 / S5303 ELEVATOR PROPOSED PLAN - GROUND UPPER FLOOR / THIRD FLOOR
Scale: 1 : 25

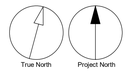

CLIENT

CITY OF TORONTO

Corporate Real Estate Management
Project Management Office
Metro Hall Toronto, ON
M5V 3C6

COPYRIGHT
This drawing has been prepared solely for the intended use, thus any reproduction or distribution for any purpose other than authorized by Arcadis is forbidden. Written dimensions shall have precedence over scaled dimensions. Contractors shall verify and be responsible for all dimensions and conditions on the job, and Arcadis shall be informed of any variations from the dimensions and conditions shown on the drawing. Shop drawings shall be submitted to Arcadis for general conformance before proceeding with fabrication.

Arcadis Professional Services (Canada) Inc.

ISSUES

No.	DESCRIPTION	DATE
A	50% SUBMISSION	2021-11-19
B	90% SUBMISSION	2022-03-04
C	ISSUED FOR PERMIT	2022-03-18
D	ISSUED FOR TENDER	2022-12-07
E	ISSUED FOR TENDER	2025-04-11

CONSULTANTS

SEAL

PRIME CONSULTANT

ARCADIS

100 - 175 Galaxy Blvd,
Toronto, ON M9W 0C9, Canada
tel 416 679 1930
www.arcadis.com

PROJECT TITLE
CITY OF TORONTO
ACCESSIBILITY UPGRADES

PROJECT ADDRESS

POLICE NO. 33 DIVISION
50 UPJOHN RD

PROJECT NO:
Arcadis 30279056

DRAWN BY:	CHECKED BY:
L. CHATZIGIANNAKOS	**M. FAYAZI**
PROJECT MGR: **F.BOLOURIAN**	APPROVED BY: **K. ANGER**

SHEET TITLE
ELEVATOR - PLANS

SHEET NUMBER
S5303

ISSUE
E

Autodesk Docs://122260 - CoT TAU Upgrades R2024/122260-TAU-L-249-50UPJHN-S-R20.rvt

SCALE CHECK
10mm
1 in

4/16/2025 11:01:33 AM

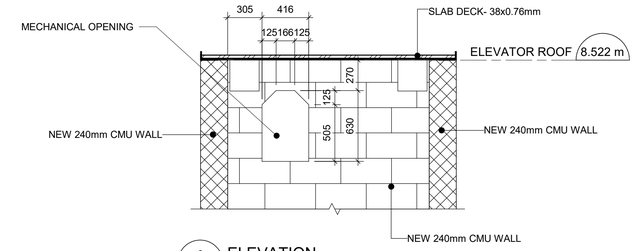

6 S5304 ELEVATION
Scale: 1 : 25

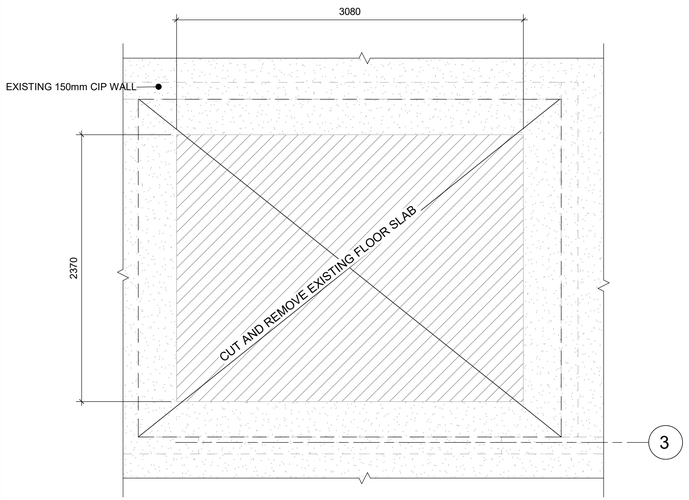

1 S5304 ELEVATION DEMOLITION PLAN - MECHANICAL FLOOR
Scale: 1 : 25

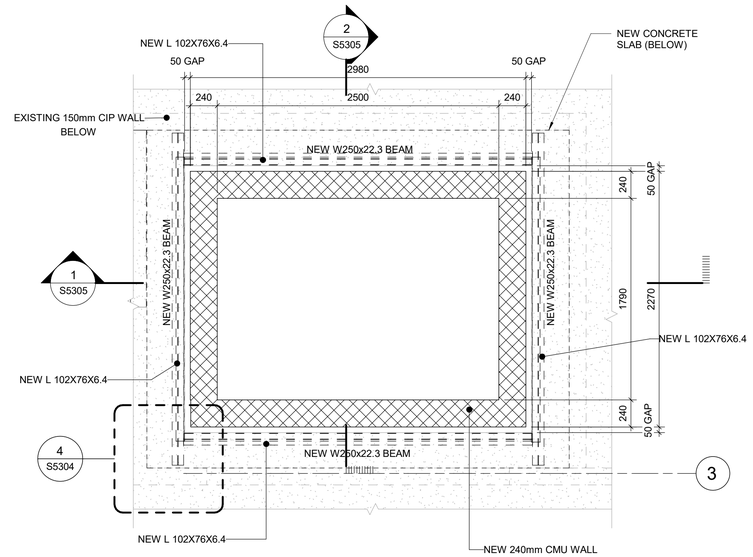

2 S5304 ELEVATOR PROPOSED PLAN - MECHANICAL FLOOR
Scale: 1 : 25

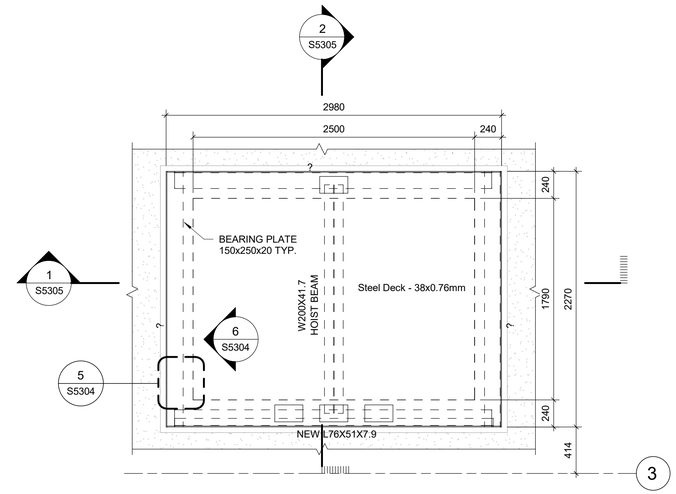

3 S5304 ELEVATOR PROPOSED PLAN - ROOF
Scale: 1 : 25

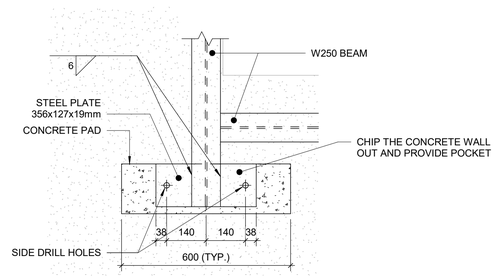

4 S5304 DETAIL
Scale: 1 : 10

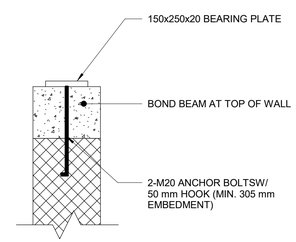

5 S5304 DETAIL
Scale: 1 : 10

NOTE:

1. HOIST BEAM LOCATION TO COORDINATE WITH ELEVATOR VENDOR.
2. PROVIDE STEEL BEARING PLATES AND COORDINATE LOATION WITH ELEVATOR VENDOR.
3. CONTRACTOR TO VERIFY SITE CONDITION AND PROVIDE TEMPORARY SHORING.

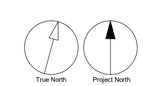

CLIENT

CITY OF TORONTO

Corporate Real Estate Management
Project Management Office
Metro Hall Toronto, ON
M5V 3C6

COPYRIGHT
This drawing has been prepared solely for the intended use, thus any reproduction or distribution for any purpose other than authorized by Arcadis is forbidden. Written dimensions shall have precedence over scaled dimensions. Contractors shall verify and be responsible for all dimensions and conditions on the job, and Arcadis shall be informed of any variations from the dimensions and conditions shown on the drawing. Shop drawings shall be submitted to Arcadis for general conformance before proceeding with fabrication.

Arcadis Professional Services (Canada) Inc.

ISSUES

No.	DESCRIPTION	DATE
A	90% SUBMISSION	2022-03-04
B	ISSUED FOR PERMIT	2022-03-18
C	ISSUED FOR TENDER	2022-12-07
D	ISSUED FOR TENDER	2025-04-11

CONSULTANTS

SEAL

PRIME CONSULTANT

ARCADIS

100 - 175 Galaxy Blvd,
Toronto, ON M9W 0C9, Canada
tel 416 679 1930
www.arcadis.com

PROJECT TITLE
CITY OF TORONTO ACCESSIBILITY UPGRADES

PROJECT ADDRESS
POLICE NO. 33 DIVISION
50 UPJOHN RD

PROJECT NO:
Arcadis 30279056

DRAWN BY:	CHECKED BY:
L. CHATZIGIANNAKOS	**M. FAYAZI**
PROJECT MGR: **F.BOLOURIAN**	APPROVED BY: **K. ANGER**

SHEET TITLE
ELEVATOR - ROOF

SHEET NUMBER
S5304

ISSUE
D

SCALE CHECK
1 in
10mm

Autodesk Docs://122260 - CoT TAU Upgrades R2024/122260-TAU-S-249-50UPJHN-S-R20.rvt

4/16/2025 11:01:33 AM

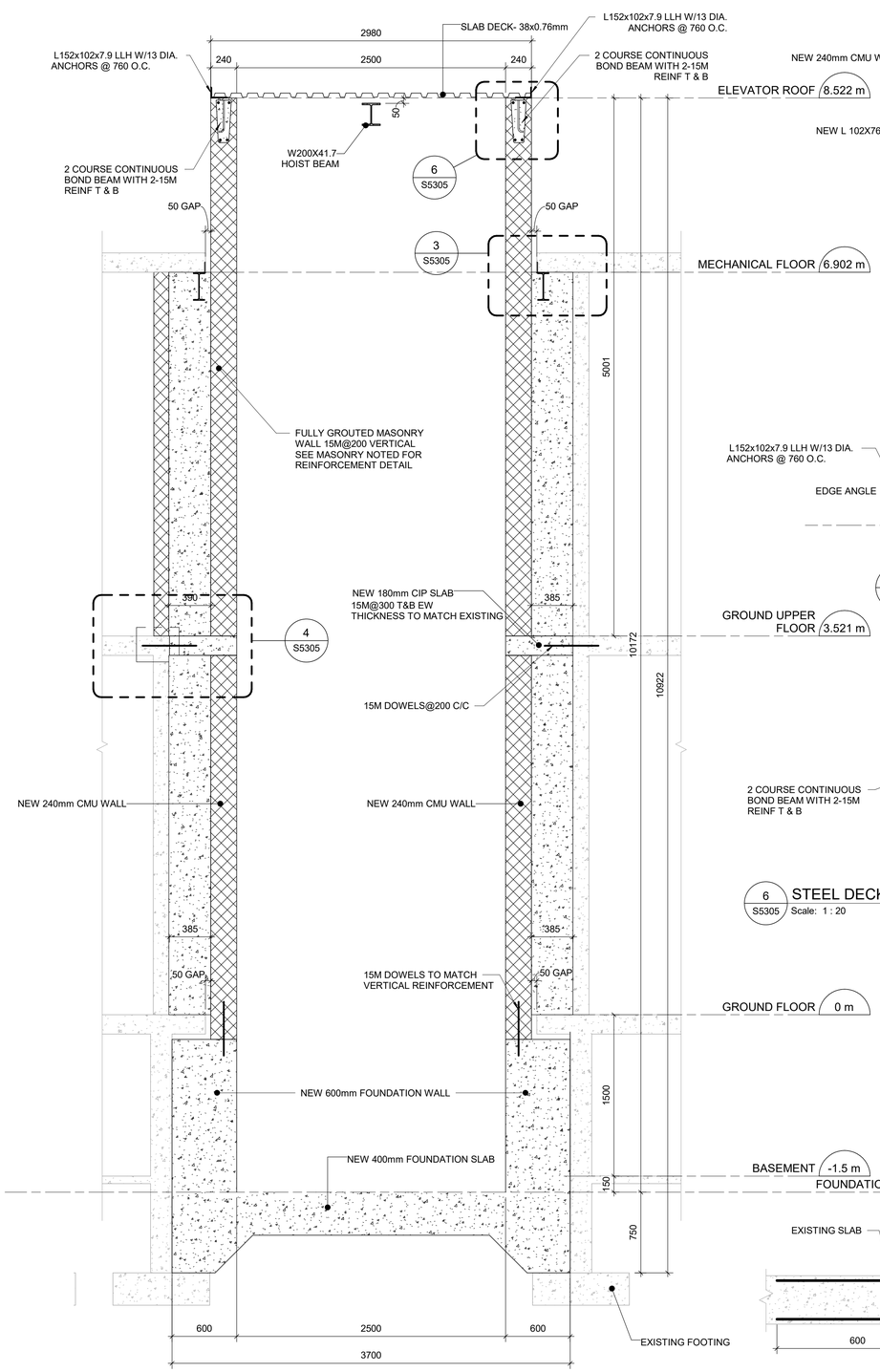

1 / S5305 SECTION
Scale: 1 : 25

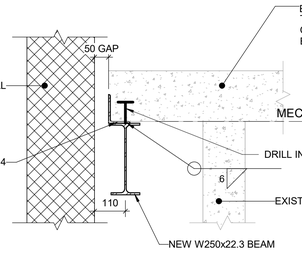

3 / S5305 SLAB EDGE DETAIL
Scale: 1 : 10

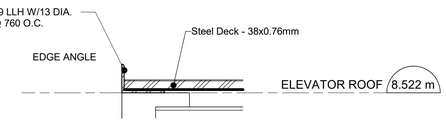

5 / S5305 DETAIL
Scale: 1 : 10

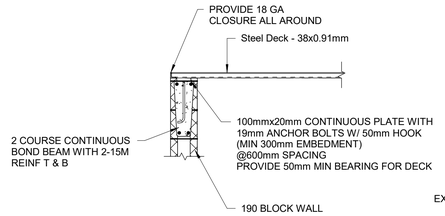

6 / S5305 STEEL DECK CONNECTION TO BLOCK WALL
Scale: 1 : 20

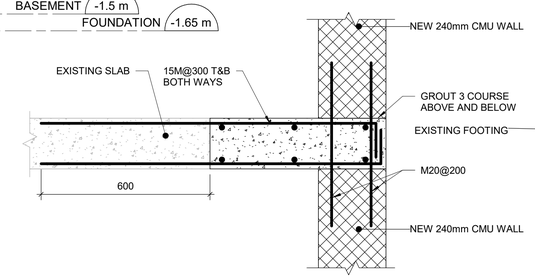

4 / S5305 DETAIL
Scale: 1 : 10

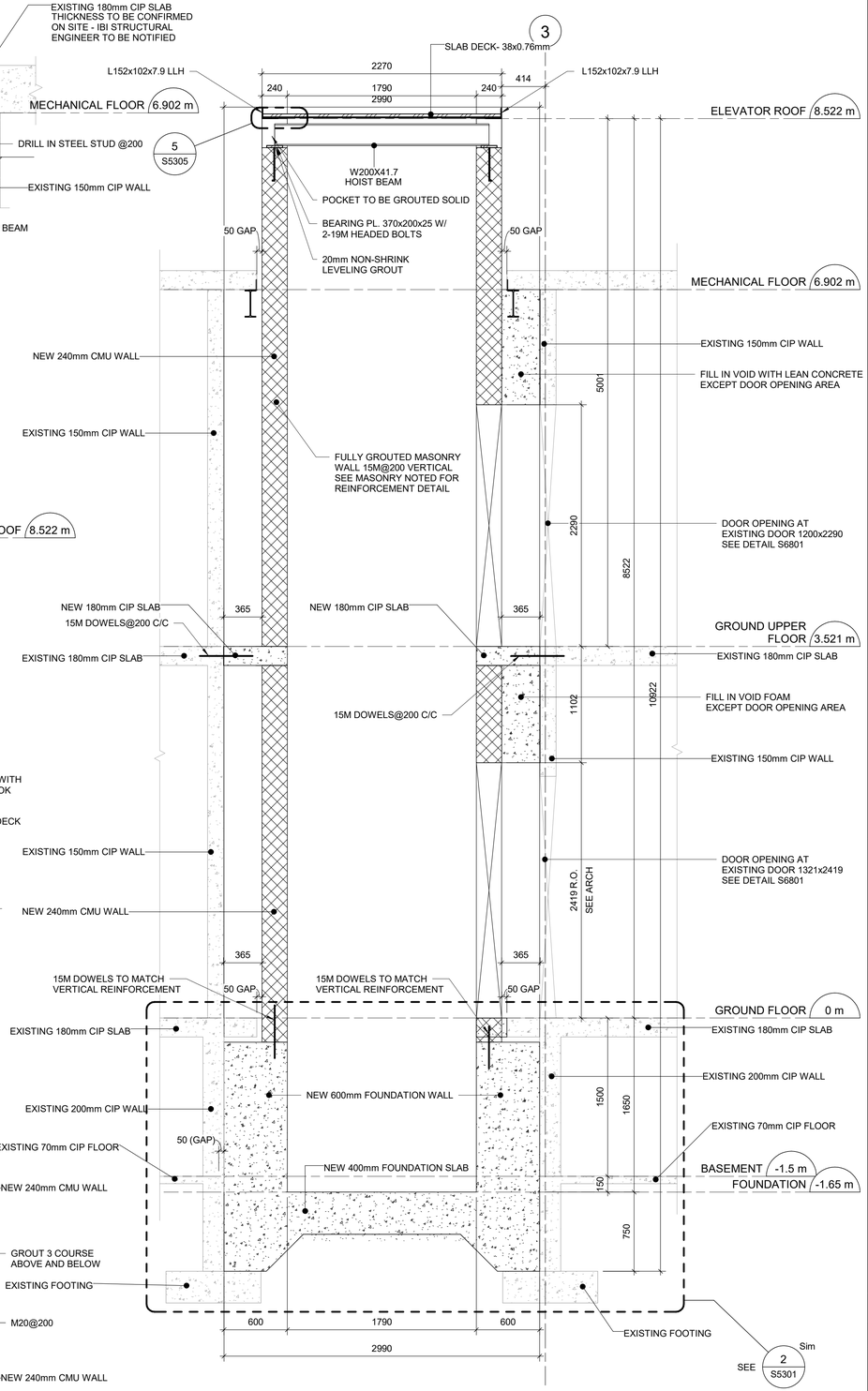

2 / S5305 SECTION
Scale: 1 : 25

CLIENT

CITY OF TORONTO

Corporate Real Estate Management
Project Management Office
Metro Hall Toronto, ON
M5V 3C6

COPYRIGHT
This drawing has been prepared solely for the intended use, thus any reproduction or distribution for any purpose other than authorized by Arcadis is forbidden. Written dimensions shall have precedence over scaled dimensions. Contractors shall verify and be responsible for all dimensions and conditions on the job, and Arcadis shall be informed of any variations from the dimensions and conditions shown on the drawing. Shop drawings shall be submitted to Arcadis for general conformance before proceeding with fabrication.

Arcadis Professional Services (Canada) Inc.

ISSUES

No.	DESCRIPTION	DATE
A	50% SUBMISSION	2021-11-19
B	90% SUBMISSION	2022-03-04
C	ISSUED FOR PERMIT	2022-03-18
D	ISSUED FOR TENDER	2022-12-07
E	ISSUED FOR TENDER	2025-04-11

CONSULTANTS

SEAL

PRIME CONSULTANT

ARCADIS

100 - 175 Galaxy Blvd,
Toronto, ON M9W 0C9, Canada
tel 416 679 1930
www.arcadis.com

PROJECT TITLE
CITY OF TORONTO ACCESSIBILITY UPGRADES

PROJECT ADDRESS
POLICE NO. 33 DIVISION
50 UPJOHN RD

PROJECT NO:
Arcadis 30279056

DRAWN BY:	CHECKED BY:
L. CHATZIGIANNAKOS	**M. FAYAZI**
PROJECT MGR:	APPROVED BY:
F.BOLOURIAN	**K. ANGER**

SHEET TITLE
ELEVATOR - SECTIONS

SHEET NUMBER
S5305

ISSUE
E

SCALE CHECK
1 in
10mm

Autodesk Docs://122260 - CoT TAU Upgrades R2024/122260-TAU-S-249-50UPJHN-S-R20.rvt

4/16/2025 11:01:34 AM

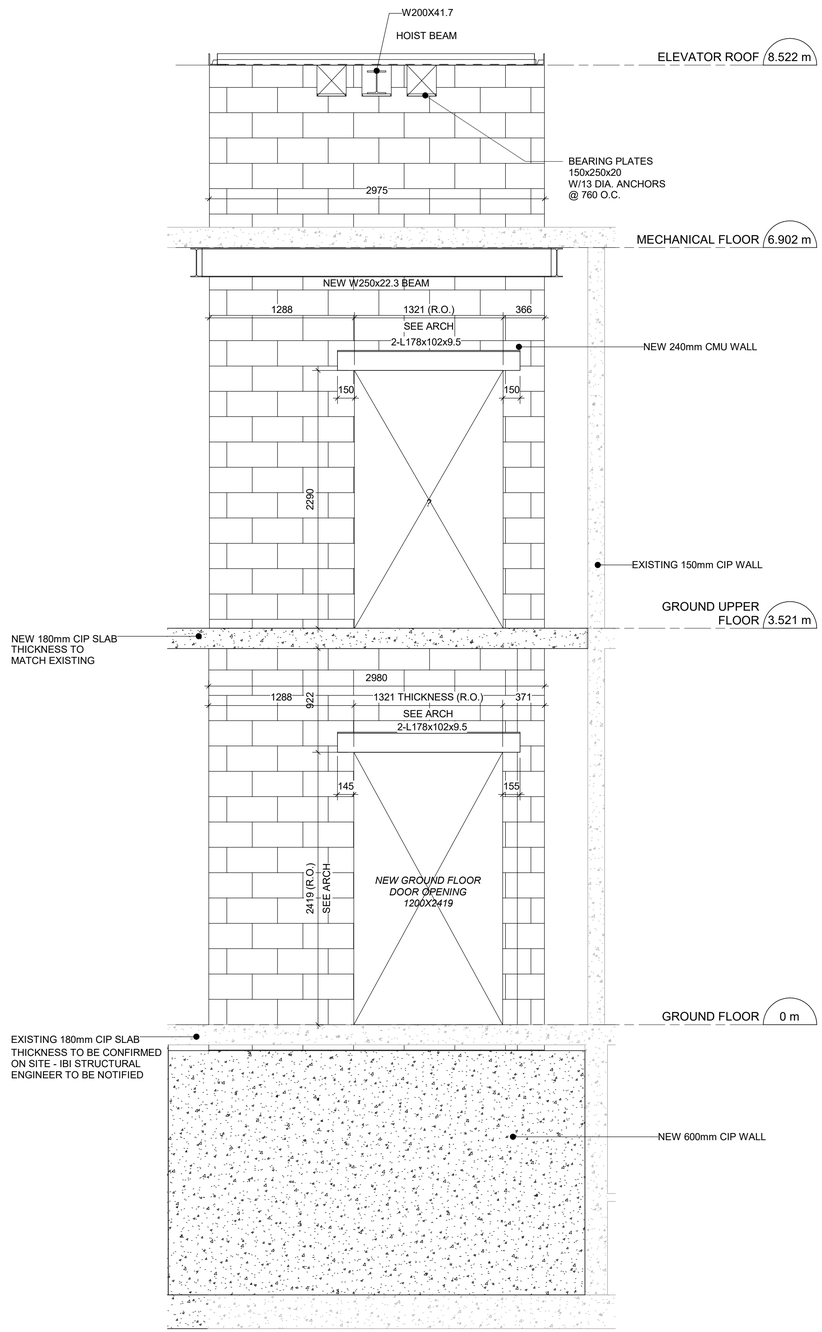

1 S6801 ELEVATION
Scale: 1 : 25

4/16/2025 11:01:34 AM

CLIENT

CITY OF TORONTO

Corporate Real Estate Management
Project Management Office
Metro Hall Toronto, ON
M5V 3C6

COPYRIGHT
This drawing has been prepared solely for the intended use, thus any reproduction or distribution for any purpose other than authorized by Arcadis is forbidden. Written dimensions shall have precedence over scaled dimensions. Contractors shall verify and be responsible for all dimensions and conditions on the job, and Arcadis shall be informed of any variations from the dimensions and conditions shown on the drawing. Shop drawings shall be submitted to Arcadis for general conformance before proceeding with fabrication.

Arcadis Professional Services (Canada) Inc.

ISSUES

No.	DESCRIPTION	DATE
A	50% SUBMISSION	2021-11-19
B	90% SUBMISSION	2022-03-04
C	ISSUED FOR PERMIT	2022-03-18
D	ISSUED FOR TENDER	2022-12-07
E	ISSUED FOR TENDER	2025-04-11

CONSULTANTS

SEAL

PRIME CONSULTANT

ARCADIS

100 - 175 Galaxy Blvd,
Toronto, ON M9W 0C9, Canada
tel 416 679 1930
www.arcadis.com

PROJECT TITLE
CITY OF TORONTO
ACCESSIBILITY UPGRADES

PROJECT ADDRESS

POLICE NO. 33 DIVISION
50 UPJOHN RD

PROJECT NO:
Arcadis 30279056

DRAWN BY:	CHECKED BY:
L. CHATZIGIANNAKOS	**M. FAYAZI**
PROJECT MGR:	APPROVED BY:
F.BOLOURIAN	**K. ANGER**

SHEET TITLE
WALL OPENINGS

SHEET NUMBER
S6801

ISSUE
E

Autodesk Docs://122260 - CoT TAU Upgrades R2024/122260-TAU-5-249-50UPJHN-S-R20.rvt

SCALE CHECK
10mm
1 in

MECHANICAL DRAWING LIST

Sheet Number	Sheet Name
M0001	MECHANICAL DRAWING LIST
M0201	EQUIPMENT SCHEDULE
M1101	DEMOLITION PLAN - GROUND FLOOR
M1102	DEMOLITION PLAN - THIRD FLOOR
M2101	PLUMBING - GROUND FLOOR
M2102	PLUMBING - THIRD FLOOR
M3101	DRAINAGE - BASEMENT
M3102	DRAINAGE - GROUND FLOOR
M3103	DRAINAGE - THIRD FLOOR
M5101	HVAC - BASEMENT
M5102	HVAC - GROUND FLOOR
M5103	HVAC - THIRD FLOOR
M5104	HVAC - ROOF PLAN
M6101	FIRE PROTECTION PLAN

CLIENT

CITY OF TORONTO

Corporate Real Estate Management
Project Management Office
Metro Hall Toronto, ON
M5V 3C6

COPYRIGHT
This drawing has been prepared solely for the intended use, thus any reproduction or distribution for any purpose other than authorized by Arcadis is forbidden. Written dimensions shall have precedence over scaled dimensions. Contractors shall verify and be responsible for all dimensions and conditions on the job, and Arcadis shall be informed of any variations from the dimensions and conditions shown on the drawing. Shop drawings shall be submitted to Arcadis for general conformance before proceeding with fabrication.

Arcadis Professional Services (Canada) Inc.

ISSUES

No.	DESCRIPTION	DATE
A	50% SUBMISSION	2021-11-19
B	90% SUBMISSION	2022-03-04
C	ISSUED FOR PERMIT	2022-03-18
D	ISSUED FOR TENDER	2025-04-18

CONSULTANTS

SEAL

PRIME CONSULTANT

ARCADIS

100 - 175 Galaxy Blvd,
Toronto, ON M9W 0C9, Canada
tel 416 679 1930
www.arcadis.com

PROJECT TITLE
CITY OF TORONTO
ACCESSIBILITY UPGRADES

PROJECT ADDRESS

50 UPJOHN RD

PROJECT NO:
Arcadis 30279056

DRAWN BY:	CHECKED BY:
K.DURUKAN	**B.LIAO**
PROJECT MGR:	APPROVED BY:
F. BOLOURIAN	**S.LIU**

SHEET TITLE
MECHANICAL DRAWING LIST

SHEET NUMBER	ISSUE
G05-249-M0001	D

SCALE CHECK
1 in | 10mm

Autodesk Docs://122260 - CoT TAU Upgrades R2020/122260-TAU-5-249-50UPJHN-M-R20.rvt

4/28/2025 10:29:46 AM

SPLIT AIR CONDITIONING UNIT SCHEDULE - INDOOR UNIT

TAG NO.	SERVICE	LOCATION	MANUFACTURE	MODEL NO.	HEATING OUTPUT KW (MIN / MAX)	COOLING OUTPUT NOMINAL TONS	AIR FLOW (Lo-HI)	ESP (Pa)	V/Ph/Hz	FAN MOTOR FLA	FAN MOTOR W	NET WEIGHT	REMARK
AC-01	ELEV. CLOSET	ELEV. CONTROL RM	DAIKIN	FTX18UVJU	2.6 / 8	1.5	180 ~ 335 LPS	-	208/1/60	0.37	48	15KG	NOTE 1 ~ 6

NOTE:
1. C/W REFRIGERANT PIPING AND WIRING FOR INDOOR / OUTDOOR UNIT CONNECTION AND ALL NECESSARY VALVES, INSULATION, FITTINGS AND SUPPORT PER MANUFACTURE INSTALLATION REQUIREMENT.
2. HEATING MODEL DOWN TO -25°C OUTDOOR TEMPERATURE.
3. C/W BACNET INTERFACE AND CONNECT TO EXISTING BAS. REFER TO SCHEMATIC ON DWG M5103.
4. C/W WALL MOUNTED 7-DAYS PROGRAMMABLE THERMOSTAT.
5. C/W NECESSARY FITTING TO ALLOW COOLING OPERATION BELOW -5°C.
6. PROVIDE CONDENSATE PUMP 208/1/60, 16W, 2.2G/HR AT 10FT OR EQUAL.

SPLIT AIR CONDITIONING UNIT SCHEDULE - OUTDOOR UNIT

TAG NO.	SERVICE	LOCATION	MANUFACTURE	MODEL NO.	HEATING OUTPUT KW (MIN / MAX)	COOLING OUTPUT NOMINAL TONS	OPERATION RANGE	V/Ph/Hz	MCA	MAX FUSE	NET WEIGHT	REMARK
ACCU-01	AC-01	ROOF	MITSUBISHI ELECTRIC	RXL18UMVJUA	2.6 / 8	1.5	-25°C ~ 46°C	208/1/60	18.7	20	60KG	NOTE 1 ~ 4

NOTE:
1. C/W REFRIGERANT PIPING AND WIRING FOR INDOOR / OUTDOOR UNIT CONNECTION AND ALL NECESSARY VALVES, INSULATION, FITTINGS AND SUPPORT PER MANUFACTURE INSTALLATION REQUIREMENT.
2. HEATING MODEL DOWN TO -25°C OUTDOOR TEMPERATURE.
3. C/W NECESSARY FITTING TO ALLOW COOLING OPERATION BELOW -5°C.
4. C/W BACNET INTERFACE AND CONNECT TO EXISTING BAS. REFER TO SCHEMATIC ON DWG M5103.

EXHAUST FAN SCHEDULE

TAG NO.	SERVICE	MANUFACTURER/ MODEL NO.	FAN			MOTOR			NOTES
			CAPACITY (LPS)	S.P. (Pa)	TYPE	W	RPM	V/Ph/Hz	
EF-01	ELEVATOR SHAFT	GREENHECK CUE-070-D	95	75	WALL MOUNTED DIRECT DRIVE	25	1550	115/60/1	C/W HOA STARTER MS-1P OR EQUAL AND CONNECT TO EXISTING BAS, REFER TO SCHEMATIC ON DWG M5103. FAN TO BE CONFIGURED FOR SIDEWALL MOUNTING C/W DISCONNECT, AUTOMATIC DAMPER AND BIRDSCREEN

CLIENT

CITY OF TORONTO

Corporate Real Estate Management
Project Management Office
Metro Hall Toronto, ON
M5V 3C6

COPYRIGHT
This drawing has been prepared solely for the intended use, thus any reproduction or distribution for any purpose other than authorized by Arcadis is forbidden. Written dimensions shall have precedence over scaled dimensions. Contractors shall verify and be responsible for all dimensions and conditions on the job, and Arcadis shall be informed of any variations from the dimensions and conditions shown on the drawing. Shop drawings shall be submitted to Arcadis for general conformance before proceeding with fabrication.

Arcadis Professional Services (Canada) Inc.

ISSUES

No.	DESCRIPTION	DATE
A	50% SUBMISSION	2021-11-19
B	90% SUBMISSION	2022-03-04
C	ISSUED FOR PERMIT	2022-03-18
D	ISSUED FOR TENDER	2025-04-18

CONSULTANTS

SEAL

PRIME CONSULTANT

100 - 175 Galaxy Blvd,
Toronto, ON M9W 0C9, Canada
tel 416 679 1930
www.arcadis.com

PROJECT TITLE
CITY OF TORONTO
ACCESSIBILITY UPGRADES

PROJECT ADDRESS
50 UPJOHN RD

PROJECT NO:
Arcadis 30279056

DRAWN BY:	CHECKED BY:
K.DURUKAN	**B.LIAO**
PROJECT MGR: **F. BOLOURIAN**	APPROVED BY: **S.LIU**

SHEET TITLE
EQUIPMENT SCHEDULE

SHEET NUMBER
G05-249-M0201

ISSUE
D

SCALE CHECK
10mm
1 in

Autodesk Docs://122260 - CoT TAU Upgrades R2020/122260-TAU-5-249-50UPJHN-M-R20.rvt

4/29/2025 10:29:46 AM

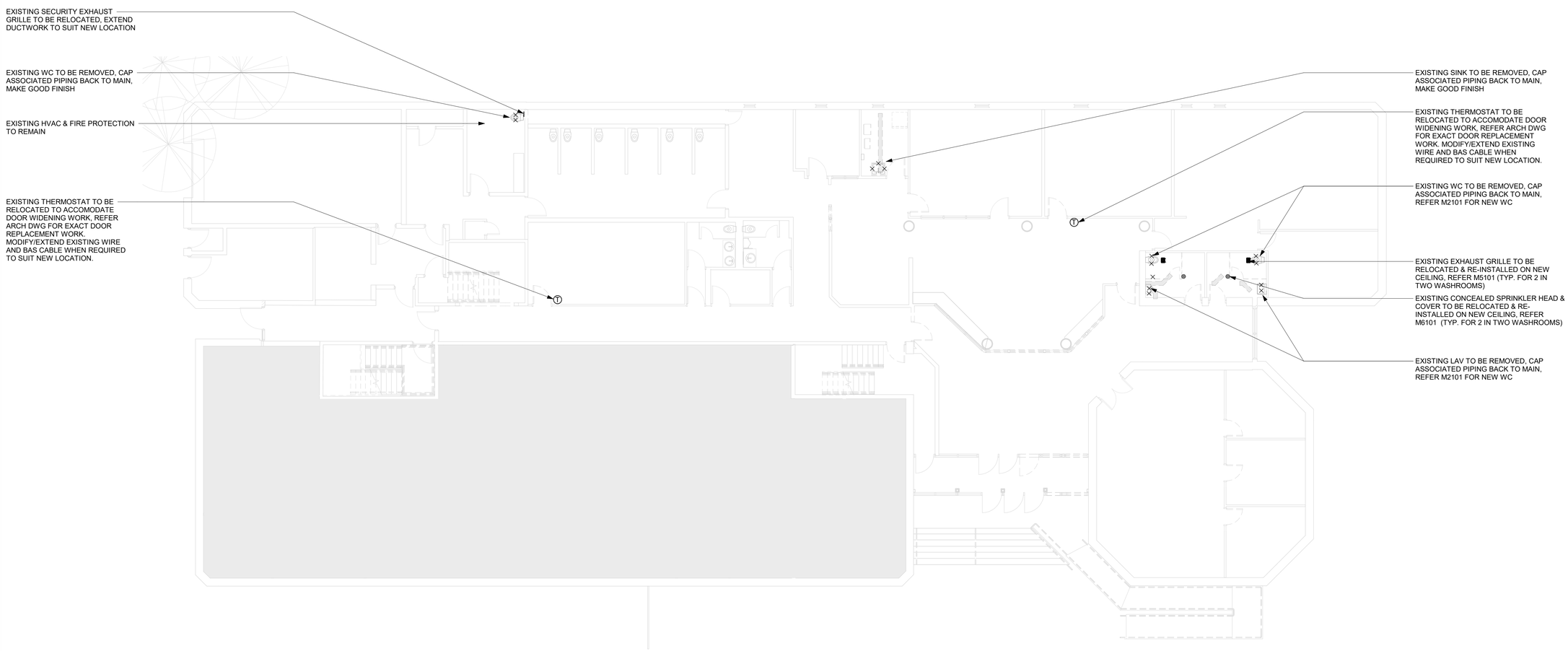

1 / M1101 DEMOLITION - GROUND FLOOR

Scale: 1 : 100

GENERAL NOTES:
1. CONTRACTOR TO VERIFY SITE CONDITION.
2. REMOVE AND CAP EXISTING SERVICES AS SHOWN ON THE DRAWING.
3. ALL EXISTING SERVICES SHALL REMAIN UNLESS OTHERWISE NOTED.
4. RETAIN BASE BUILDING BAS CONTRACTOR FOR BAS SCOPE OF WORK.

Scale 1:100

0 2.5 5 10 m

True North Project North

4/28/2025 10:29:47 AM

CLIENT

CITY OF TORONTO

Corporate Real Estate Management
Project Management Office
Metro Hall Toronto, ON
M5V 3C6

COPYRIGHT
This drawing has been prepared solely for the intended use, thus any reproduction or distribution for any purpose other than authorized by Arcadis is forbidden. Written dimensions shall have precedence over scaled dimensions. Contractors shall verify and be responsible for all dimensions and conditions on the job, and Arcadis shall be informed of any variations from the dimensions and conditions shown on the drawing. Shop drawings shall be submitted to Arcadis for general conformance before proceeding with fabrication.

Arcadis Professional Services (Canada) Inc.

ISSUES

No.	DESCRIPTION	DATE
A	50% SUBMISSION	2021-11-19
B	90% SUBMISSION	2022-03-04
C	ISSUED FOR PERMIT	2022-03-18
D	ISSUED FOR TENDER	2025-04-18

CONSULTANTS

SEAL

PRIME CONSULTANT

ARCADIS

100 - 175 Galaxy Blvd,
Toronto, ON M9W 0C9, Canada
tel 416 679 1930
www.arcadis.com

PROJECT TITLE
CITY OF TORONTO
ACCESSIBILITY UPGRADES

PROJECT ADDRESS
50 UPJOHN RD

PROJECT NO:
Arcadis 30279056

DRAWN BY:	CHECKED BY:
K.DURUKAN	**B.LIAO**
PROJECT MGR:	APPROVED BY:
F. BOLOURIAN	**S.LIU**

SHEET TITLE
DEMOLITION PLAN - GROUND FLOOR

SHEET NUMBER
G05-249-M1101

ISSUE
D

Autodesk Docs://122260 - CoT TAU Upgrades R2020/122260-TAU-5-249-50UP-HN-M-R20.rvt

SCALE CHECK
10mm
1 in

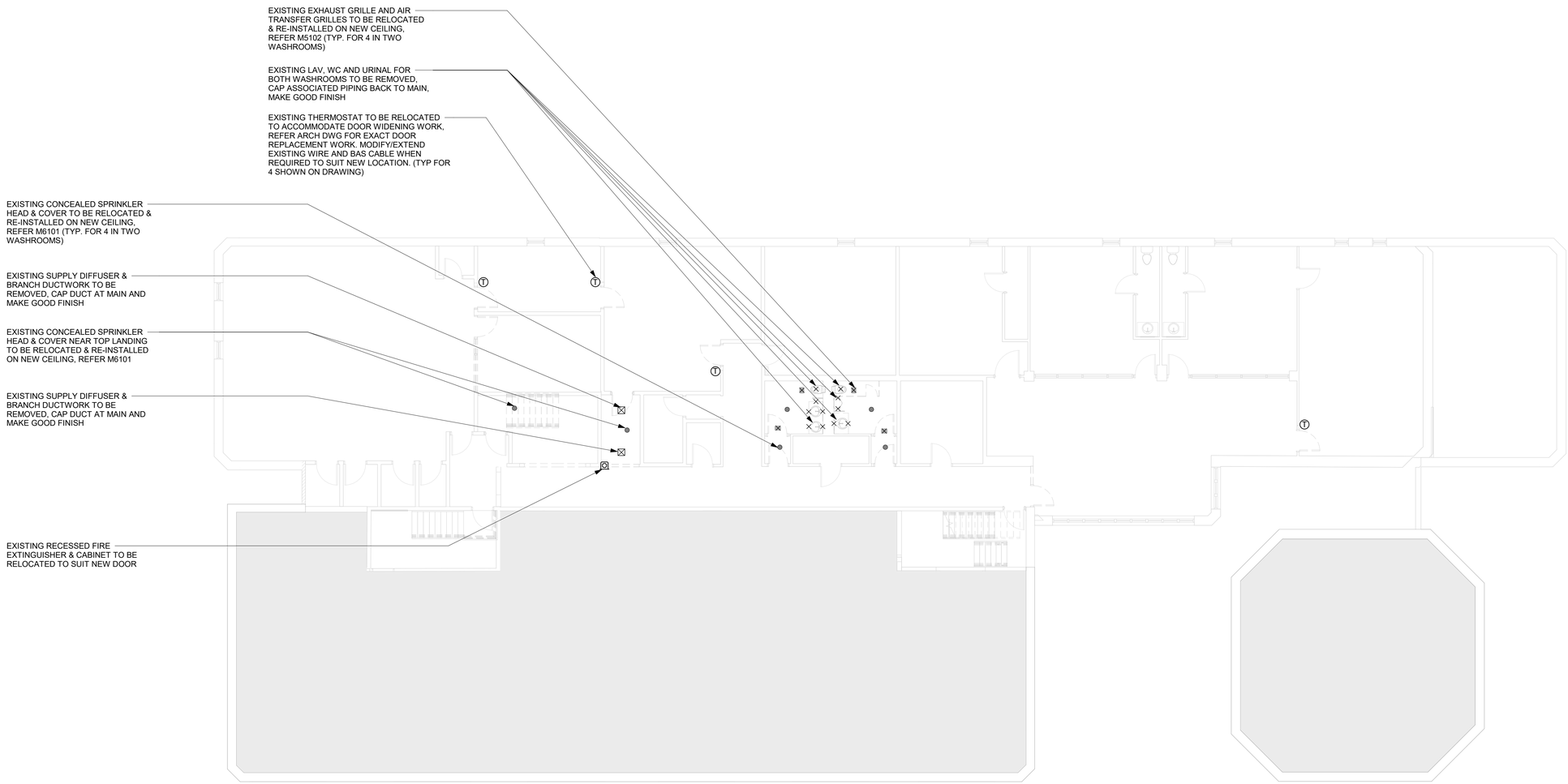

1 / M1102 DEMOLITION - THIRD FLOOR

Scale: 1 : 100

GENERAL NOTES:
1. CONTRACTOR TO VERIFY SITE CONDITION.
2. REMOVE AND CAP EXISTING SERVICES AS SHOWN ON THE DRAWING.
3. ALL EXISTING SERVICES SHALL REMAIN UNLESS OTHERWISE NOTED.
4. RETAIN BASE BUILDING BAS CONTRACTOR FOR BAS SCOPE OF WORK.

Scale 1:100

0 2.5 5 10 m

True North Project North

4/28/2025 10:29:48 AM

CLIENT

CITY OF TORONTO

Corporate Real Estate Management
Project Management Office
Metro Hall Toronto, ON
M5V 3C6

COPYRIGHT
This drawing has been prepared solely for the intended use, thus any reproduction or distribution for any purpose other than authorized by Arcadis is forbidden. Written dimensions shall have precedence over scaled dimensions. Contractors shall verify and be responsible for all dimensions and conditions on the job, and Arcadis shall be informed of any variations from the dimensions and conditions shown on the drawing. Shop drawings shall be submitted to Arcadis for general conformance before proceeding with fabrication.

Arcadis Professional Services (Canada) Inc.

ISSUES

No.	DESCRIPTION	DATE
A	50% SUBMISSION	2021-11-19
B	90% SUBMISSION	2022-03-04
C	ISSUED FOR PERMIT	2022-03-18
D	ISSUED FOR TENDER	2025-04-18

CONSULTANTS

SEAL

PRIME CONSULTANT

ARCADIS

100 - 175 Galaxy Blvd,
Toronto, ON M9W 0C9, Canada
tel 416 679 1930
www.arcadis.com

PROJECT TITLE
CITY OF TORONTO
ACCESSIBILITY UPGRADES

PROJECT ADDRESS

50 UPJOHN RD

PROJECT NO:
Arcadis 30279056

DRAWN BY:	CHECKED BY:
K.DURUKAN	**B.LIAO**
PROJECT MGR:	APPROVED BY:
F. BOLOURIAN	**S.LIU**

SHEET TITLE
DEMOLITION PLAN - THIRD FLOOR

SHEET NUMBER
G05-249-M1102

ISSUE
D

Autodesk Docs://122260 - CoT TAU Upgrades R2020/122260-TAU-5-249-50UPJHN-M-R20.rvt

SCALE CHECK 10mm 1 in

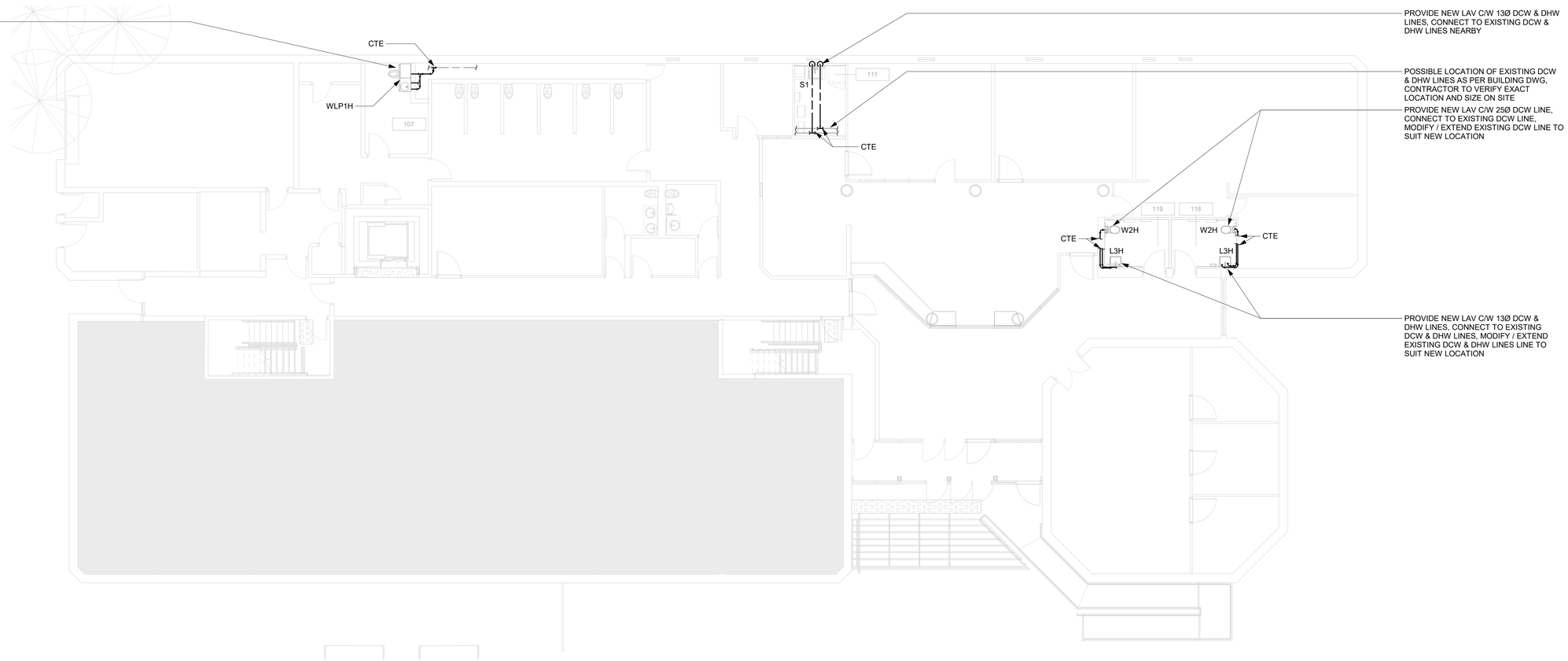

1 M2101 PLUMBING - GROUND FLOOR

Scale: 1 : 100

GENERAL NOTES:
1. REFER TO SPECIFICATIONS FOR PLUMBING FIXTURE UNIT TYPES.
2. ALL NEW FIXTURES TO BE FITTED WITH ISOLATION VALVES.

Scale 1:100

0 2.5 5 10 m

4/28/2025 10:29:49 AM

True North

Project North

CLIENT

CITY OF TORONTO

Corporate Real Estate Management
Project Management Office
Metro Hall Toronto, ON
M5V 3C6

COPYRIGHT

This drawing has been prepared solely for the intended use, thus any reproduction or distribution for any purpose other than authorized by Arcadis is forbidden. Written dimensions shall have precedence over scaled dimensions. Contractors shall verify and be responsible for all dimensions and conditions on the job, and Arcadis shall be informed of any variations from the dimensions and conditions shown on the drawing. Shop drawings shall be submitted to Arcadis for general conformance before proceeding with fabrication.

Arcadis Professional Services (Canada) Inc.

ISSUES

No.	DESCRIPTION	DATE
A	50% SUBMISSION	2021-11-19
B	90% SUBMISSION	2022-03-04
C	ISSUED FOR PERMIT	2022-03-18
D	ISSUED FOR TENDER	2025-04-18

CONSULTANTS

SEAL

PRIME CONSULTANT

ARCADIS

100 - 175 Galaxy Blvd,
Toronto, ON M9W 0C9, Canada
tel 416 679 1930
www.arcadis.com

PROJECT TITLE

CITY OF TORONTO
ACCESSIBILITY UPGRADES

PROJECT ADDRESS

50 UPJOHN RD

PROJECT NO:
Arcadis 30279056

DRAWN BY:	CHECKED BY:
K.DURUKAN	**B.LIAO**
PROJECT MGR:	APPROVED BY:
F. BOLOURIAN	**S.LIU**

SHEET TITLE

PLUMBING - GROUND FLOOR

SHEET NUMBER

G05-249-M2101

ISSUE

D

Autodesk Docs://122260 - CoT TAU Upgrades R2020/122260-TAU-5-249-50UPJHN-M-R20.rvt

SCALE CHECK 10mm 1 in

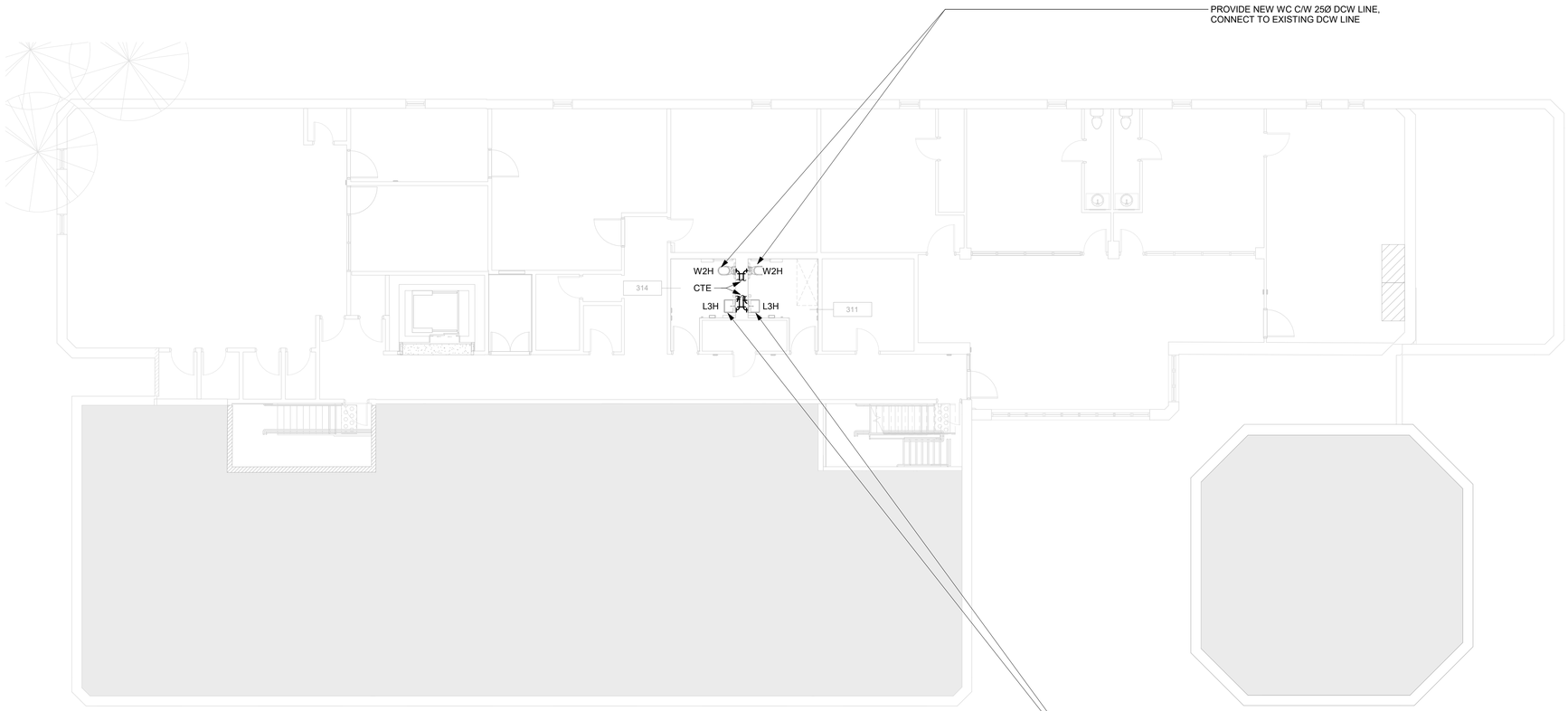

1 M2102 PLUMBING - THIRD FLOOR
Scale: 1 : 100

GENERAL NOTES:
1. REFER TO SPECIFICATIONS FOR PLUMBING FIXTURE UNIT TYPES.
2. ALL NEW FIXTURES TO BE FITTED WITH ISOLATION VALVES.

Scale 1:100
0 2.5 5 10 m

True North
Project North

4/28/2025 10:29:49 AM

CLIENT
CITY OF TORONTO
Corporate Real Estate Management
Project Management Office
Metro Hall Toronto, ON
M5V 3C6

COPYRIGHT
This drawing has been prepared solely for the intended use, thus any reproduction or distribution for any purpose other than authorized by Arcadis is forbidden. Written dimensions shall have precedence over scaled dimensions. Contractors shall verify and be responsible for all dimensions and conditions on the job, and Arcadis shall be informed of any variations from the dimensions and conditions shown on the drawing. Shop drawings shall be submitted to Arcadis for general conformance before proceeding with fabrication.

Arcadis Professional Services (Canada) Inc.

ISSUES

No.	DESCRIPTION	DATE
A	50% SUBMISSION	2021-11-19
B	90% SUBMISSION	2022-03-04
C	ISSUED FOR PERMIT	2022-03-18
D	ISSUED FOR TENDER	2025-04-18

CONSULTANTS

SEAL

PRIME CONSULTANT
ARCADIS
100 - 175 Galaxy Blvd,
Toronto, ON M9W 0C9, Canada
tel 416 679 1930
www.arcadis.com

PROJECT TITLE
CITY OF TORONTO
ACCESSIBILITY UPGRADES

PROJECT ADDRESS
50 UPJOHN RD

PROJECT NO:
Arcadis 30279056

DRAWN BY:	CHECKED BY:
K.DURUKAN	**B.LIAO**
PROJECT MGR:	APPROVED BY:
F. BOLOURIAN	**S.LIU**

SHEET TITLE
PLUMBING - THIRD FLOOR

SHEET NUMBER
G05-249-M2102

ISSUE
D

Autodesk Docs://122260 - CoT TAU Upgrades R2020/122260-TAU-5-249-50UPJHN-M-R20.rvt

SCALE CHECK
10mm
1 in

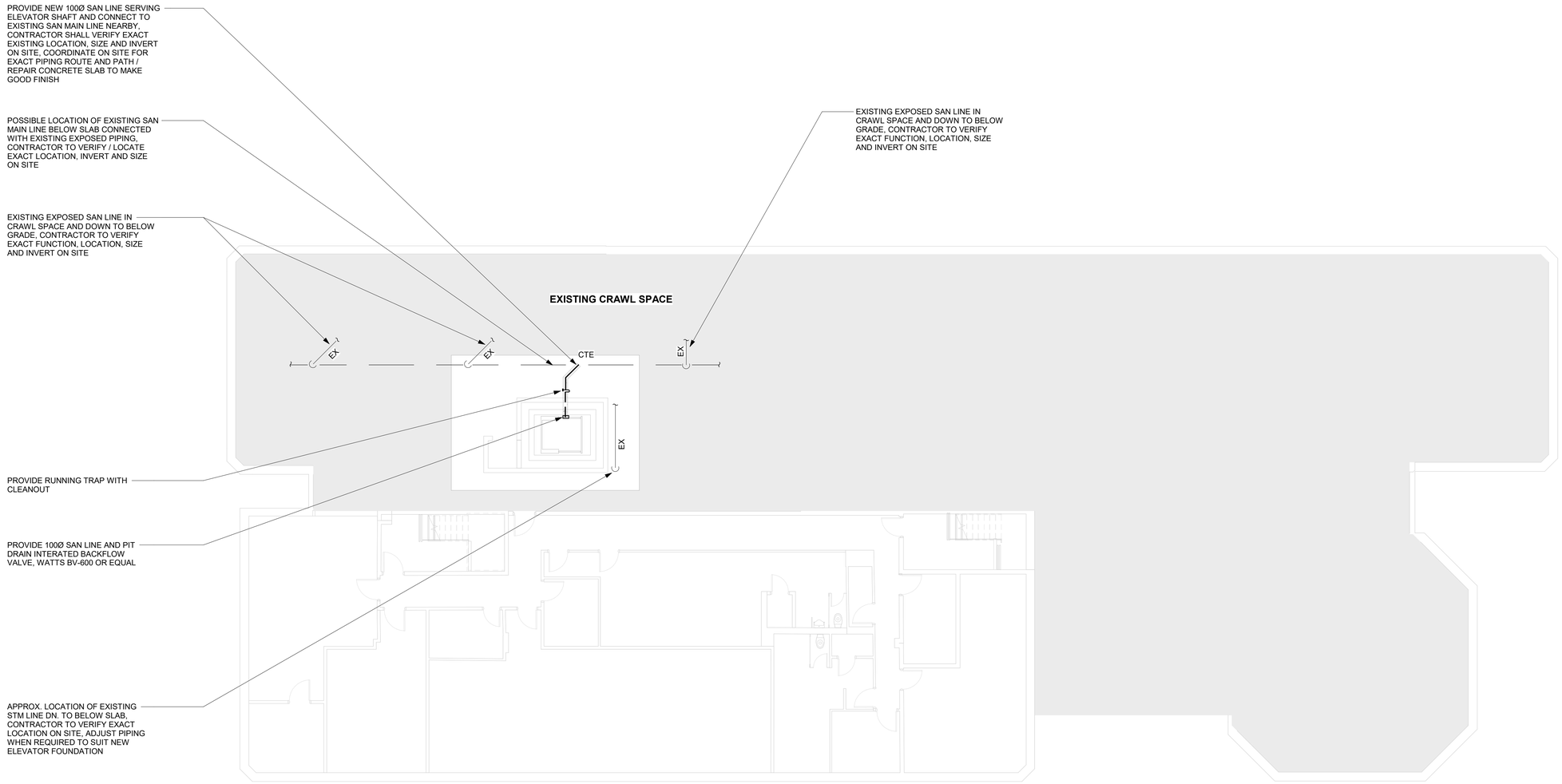

1 / M3101 DRAINAGE - BASEMENT

Scale: 1 : 100

GENERAL NOTES:

1. REFER TO SPECIFICATIONS FOR PLUMBING FIXTURE UNIT TYPES.
2. PROVIDE SANITARY VENT FOR EACH NEW PLUMBING FIXTURE AND CONNECT TO EXISTING SANITARY VENT MAIN.
3. PROVIDE P-TRAP FOR EACH PLUMBING FIXTURE AS PER OBC.
4. ALL NEW FLOOR DRAINS SHALL BE C/W P-TRAP AND PRIMER.
5. PROVIDE FIRE STOP FOR ALL PIPE PENETRATIONS THROUGH FIRE SEPERATIONS.
6. ALL UNDERGROUND SANITARY PIPING SHALL BE MINIMUM 75mmØ UNLESS OTHERWISE NOTED.

True North

Project North

Scale 1:100

0 2.5 5 10 m

4/28/2025 10:29:50 AM

CLIENT

CITY OF TORONTO

Corporate Real Estate Management
Project Management Office
Metro Hall Toronto, ON
M5V 3C6

COPYRIGHT

This drawing has been prepared solely for the intended use, thus any reproduction or distribution for any purpose other than authorized by Arcadis is forbidden. Written dimensions shall have precedence over scaled dimensions. Contractors shall verify and be responsible for all dimensions and conditions on the job, and Arcadis shall be informed of any variations from the dimensions and conditions shown on the drawing. Shop drawings shall be submitted to Arcadis for general conformance before proceeding with fabrication.

Arcadis Professional Services (Canada) Inc.

ISSUES

No.	DESCRIPTION	DATE
A	50% SUBMISSION	2021-11-19
B	90% SUBMISSION	2022-03-04
C	ISSUED FOR PERMIT	2022-03-18
D	ISSUED FOR TENDER	2025-04-18

CONSULTANTS

SEAL

PRIME CONSULTANT

ARCADIS

100 - 175 Galaxy Blvd,
Toronto, ON M9W 0C9, Canada
tel 416 679 1930
www.arcadis.com

PROJECT TITLE

CITY OF TORONTO
ACCESSIBILITY UPGRADES

PROJECT ADDRESS

50 UPJOHN RD

PROJECT NO:
Arcadis 30279056

DRAWN BY:	CHECKED BY:
K.DURUKAN	**B.LIAO**
PROJECT MGR:	APPROVED BY:
F. BOLOURIAN	**S.LIU**

SHEET TITLE

DRAINAGE - BASEMENT

SHEET NUMBER

G05-249-M3101

ISSUE

D

Autodesk Docs://122260 - CoT TAU Upgrades R2020/122260-TAU-5-249-50UPJHN-M-R20.rvt

SCALE CHECK 10mm 1 in

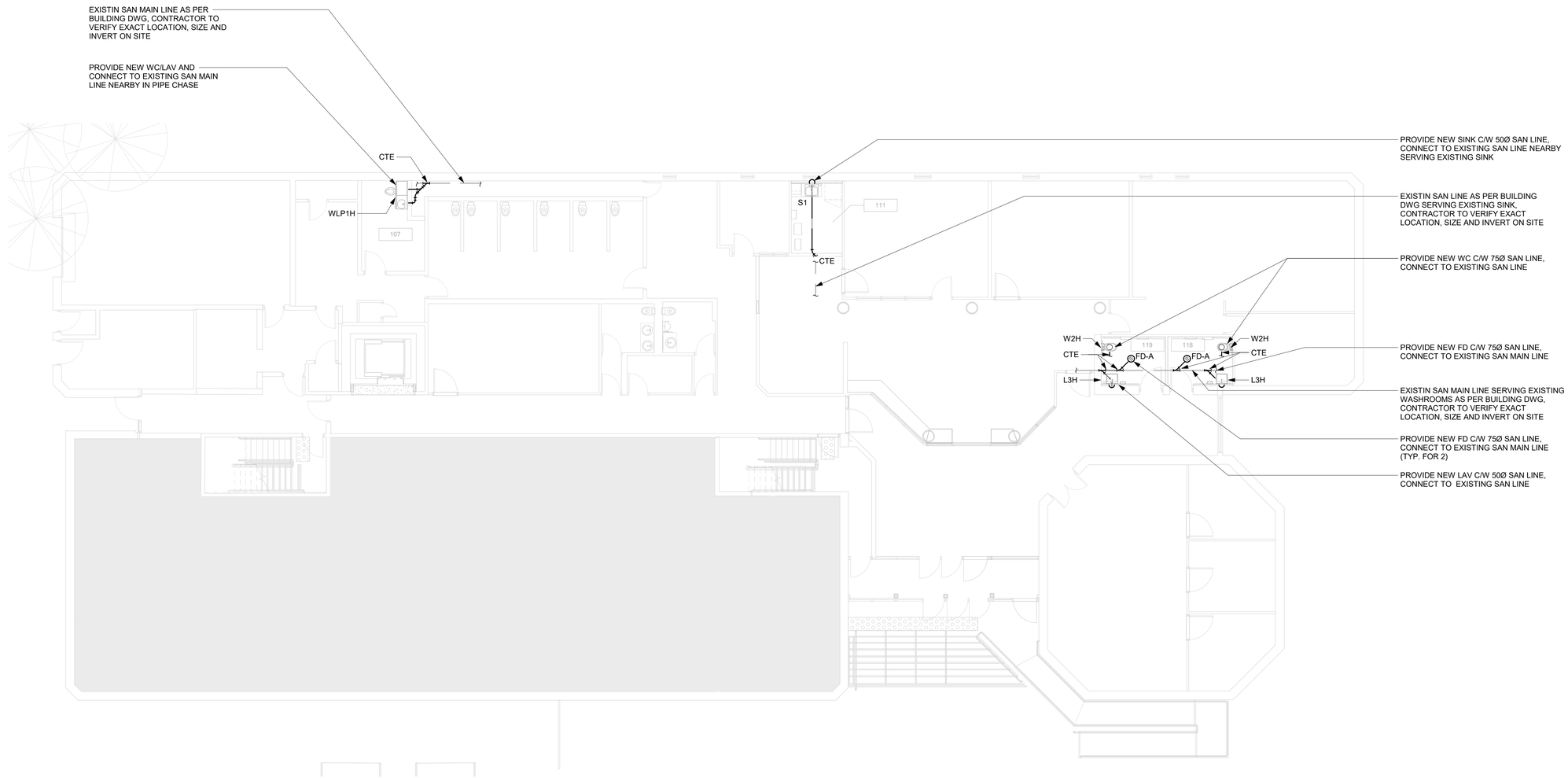

1 / M3102 DRAINAGE - GROUND FLOOR

Scale: 1 : 100

GENERAL NOTES:

1. REFER TO SPECIFICATIONS FOR PLUMBING FIXTURE UNIT TYPES.
2. PROVIDE SANITARY VENT FOR EACH NEW PLUMBING FIXTURE AND CONNECT TO EXISTING SANITARY VENT MAIN.
3. PROVIDE P-TRAP FOR EACH PLUMBING FIXTURE AS PER OBC.
4. ALL NEW FLOOR DRAINS SHALL BE C/W P-TRAP AND PRIMER.
5. PROVIDE FIRE STOP FOR ALL PIPE PENETRATIONS THROUGH FIRE SEPERATIONS.
6. ALL UNDERGROUND SANITARY PIPING SHALL BE MINIMUM 75mmø UNLESS OTHERWISE NOTED.

True North

Project North

Scale 1:100

0 2.5 5 10 m

4/28/2025 10:29:51 AM

CLIENT

CITY OF TORONTO

Corporate Real Estate Management
Project Management Office
Metro Hall Toronto, ON
M5V 3C6

COPYRIGHT

This drawing has been prepared solely for the intended use, thus any reproduction or distribution for any purpose other than authorized by Arcadis is forbidden. Written dimensions shall have precedence over scaled dimensions. Contractors shall verify and be responsible for all dimensions and conditions on the job, and Arcadis shall be informed of any variations from the dimensions and conditions shown on the drawing. Shop drawings shall be submitted to Arcadis for general conformance before proceeding with fabrication.

Arcadis Professional Services (Canada) Inc.

ISSUES

No.	DESCRIPTION	DATE
A	50% SUBMISSION	2021-11-19
B	90% SUBMISSION	2022-03-04
C	ISSUED FOR PERMIT	2022-03-18
D	ISSUED FOR TENDER	2025-04-18

CONSULTANTS

SEAL

PRIME CONSULTANT

ARCADIS

100 - 175 Galaxy Blvd,
Toronto, ON M9W 0C9, Canada
tel 416 679 1930
www.arcadis.com

PROJECT TITLE

CITY OF TORONTO
ACCESSIBILITY UPGRADES

PROJECT ADDRESS

50 UPJOHN RD

PROJECT NO:
Arcadis 30279056

DRAWN BY:	CHECKED BY:
K.DURUKAN	**B.LIAO**
PROJECT MGR:	APPROVED BY:
F. BOLOURIAN	**S.LIU**

SHEET TITLE

DRAINAGE - GROUND FLOOR

SHEET NUMBER

G05-249-M3102

ISSUE

D

Autodesk Docs://122260 - CoT TAU Upgrades R2020/122260-TAU-5-249-50UPJHN-M-R20.rvt

SCALE CHECK
1 in
10mm

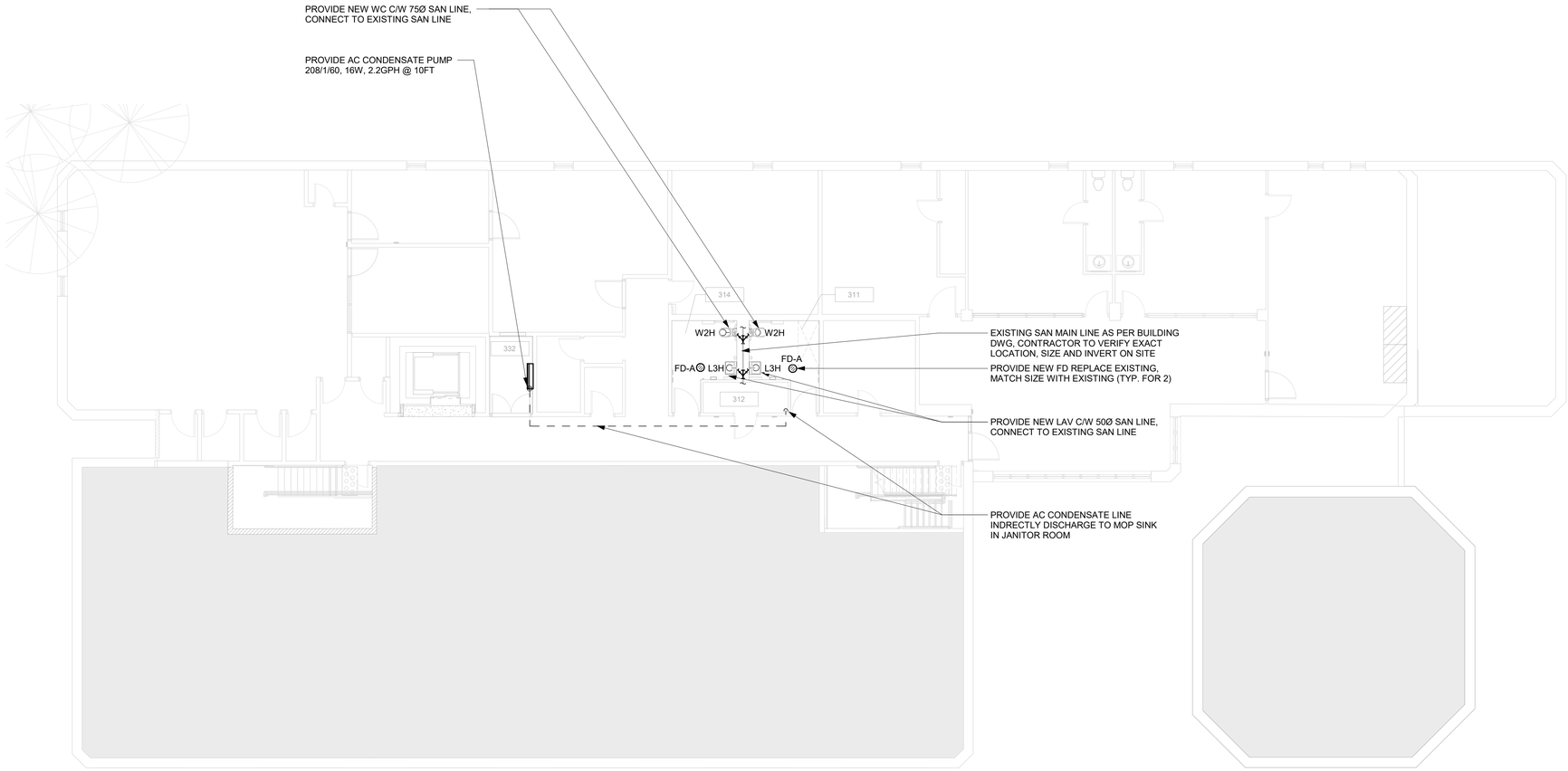

1 / M3103 DRAINAGE - THIRD FLOOR
Scale: 1 : 100

GENERAL NOTES:
1. REFER TO SPECIFICATIONS FOR PLUMBING FIXTURE UNIT TYPES.
2. PROVIDE SANITARY VENT FOR EACH NEW PLUMBING FIXTURE AND CONNECT TO EXISTING SANITARY VENT MAIN.
3. PROVIDE P-TRAP FOR EACH PLUMBING FIXTURE AS PER OBC.
4. ALL NEW FLOOR DRAINS SHALL BE C/W P-TRAP AND PRIMER.
5. PROVIDE FIRE STOP FOR ALL PIPE PENETRATIONS THROUGH FIRE SEPERATIONS.
6. ALL UNDERGROUND SANITARY PIPING SHALL BE MINIMUM 75mm⌀ UNLESS OTHERWISE NOTED.

Scale 1:100
0 2.5 5 10 m

4/29/2025 10:29:51 AM

True North
Project North

CLIENT
CITY OF TORONTO
Corporate Real Estate Management
Project Management Office
Metro Hall Toronto, ON
M5V 3C6

COPYRIGHT
This drawing has been prepared solely for the intended use, thus any reproduction or distribution for any purpose other than authorized by Arcadis is forbidden. Written dimensions shall have precedence over scaled dimensions. Contractors shall verify and be responsible for all dimensions and conditions on the job, and Arcadis shall be informed of any variations from the dimensions and conditions shown on the drawing. Shop drawings shall be submitted to Arcadis for general conformance before proceeding with fabrication.

Arcadis Professional Services (Canada) Inc.

ISSUES

No.	DESCRIPTION	DATE
A	50% SUBMISSION	2021-11-19
B	90% SUBMISSION	2022-03-04
C	ISSUED FOR PERMIT	2022-03-18
D	ISSUED FOR TENDER	2025-04-18

CONSULTANTS

SEAL

PRIME CONSULTANT
ARCADIS
100 - 175 Galaxy Blvd,
Toronto, ON M9W 0C9, Canada
tel 416 679 1930
www.arcadis.com

PROJECT TITLE
CITY OF TORONTO
ACCESSIBILITY UPGRADES

PROJECT ADDRESS
50 UPJOHN RD

PROJECT NO:
Arcadis 30279056

DRAWN BY:	CHECKED BY:
K.DURUKAN	**B.LIAO**
PROJECT MGR:	APPROVED BY:
F. BOLOURIAN	**S.LIU**

SHEET TITLE
DRAINAGE - THIRD FLOOR

SHEET NUMBER
G05-249-M3103

ISSUE
D

Autodesk Docs://122260 - CoT TAU Upgrades R2020/122260-TAU-5-249-50UPJHN-M-R20.rvt

SCALE CHECK
10mm
1 in

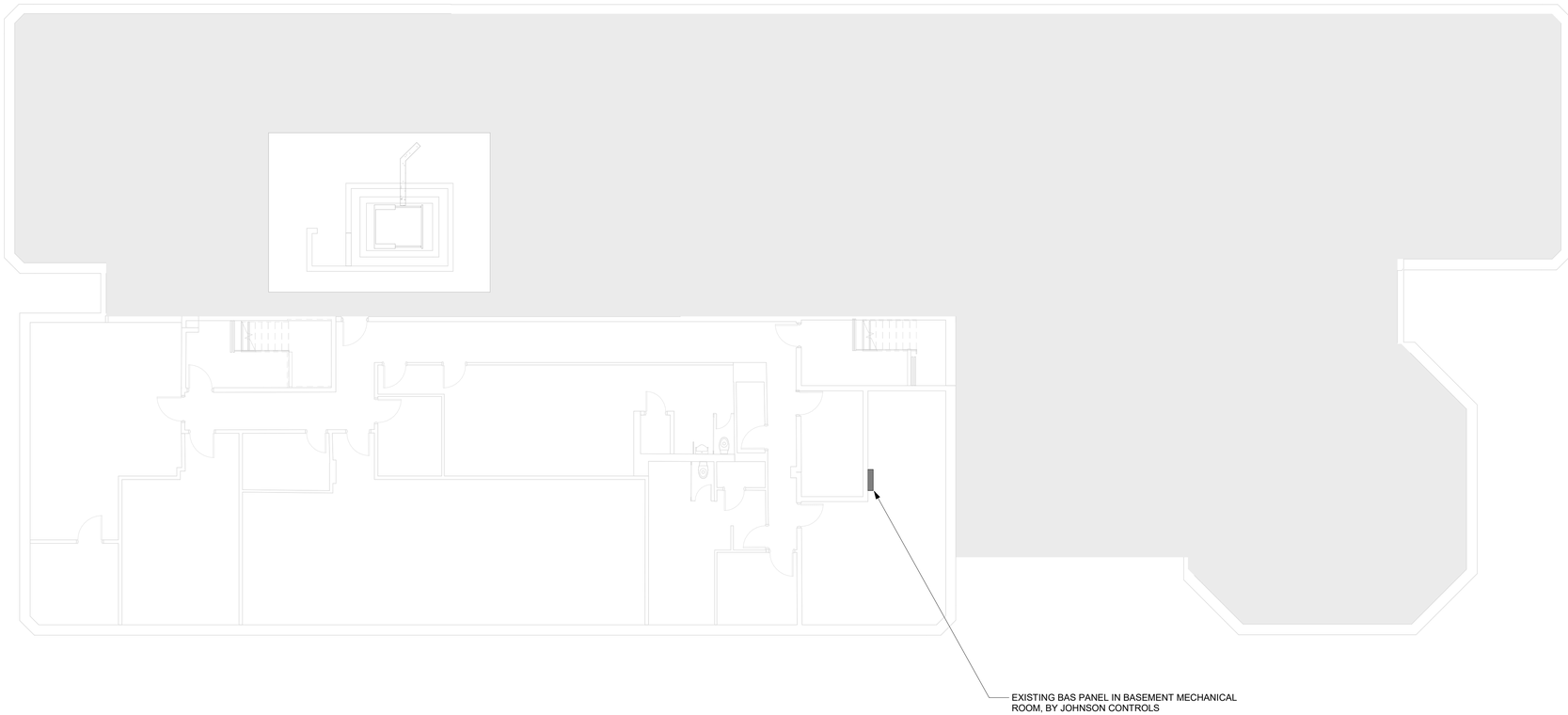

1 / M5101 HVAC - BASEMENT
Scale: 1 : 100

GENERAL NOTES:
1. ADD AND ADJUST DUCTS TO FIT NEW DIFFUSERS/GRILLES.
2. THERMOSTATS TO BE MOUNTED AT 1200mm A.F.F.
3. RETAIN BASE BUILDING BAS CONTRACTOR FOR BAS SCOPE OF WORK.

Scale 1:100
0 2.5 5 10 m

True North
Project North

4/28/2025 10:29:52 AM

CLIENT
CITY OF TORONTO
TORONTO
Corporate Real Estate Management
Project Management Office
Metro Hall Toronto, ON
M5V 3C6

COPYRIGHT
This drawing has been prepared solely for the intended use, thus any reproduction or distribution for any purpose other than authorized by IBI Group is forbidden. Written dimensions shall have precedence over scaled dimensions. Contractors shall verify and be responsible for all dimensions and conditions on the job, and IBI Group shall be informed of any variations from the dimensions and conditions shown on the drawing. Shop drawings shall be submitted to IBI Group for general conformance before proceeding with fabrication.

IBI Group Professional Services (Canada) Inc.
is a member of the IBI Group of companies

ISSUES

No.	DESCRIPTION	DATE
A	50% SUBMISSION	2021-11-19
B	90% SUBMISSION	2022-03-04
C	ISSUED FOR PERMIT	2022-03-18
D	ISSUED FOR TENDER	2025-04-18

CONSULTANTS

SEAL

PRIME CONSULTANT
IBI
IBI GROUP
175 Galaxy Blvd, Unit 100
Toronto, ON M9W 0C9, Canada
tel 416 679 1930 fax 416 675 4620
ibigroup.com

PROJECT TITLE
CITY OF TORONTO
ACCESSIBILITY UPGRADES

PROJECT ADDRESS
50 UPJOHN RD

PROJECT NO:
Arcadis 30279056

DRAWN BY:	CHECKED BY:
K.DURUKAN	**B.LIAO**
PROJECT MGR:	APPROVED BY:
F.BOLOURIAN	**S.LIU**

SHEET TITLE
HVAC - BASEMENT

SHEET NUMBER
G05-249-M5101

ISSUE
D

Autodesk Docs://122260 - CoT TAU Upgrades R2020/122260-TAU-5-249-50UPJHN-M-R20.rvt

SCALE CHECK
10mm
1 in

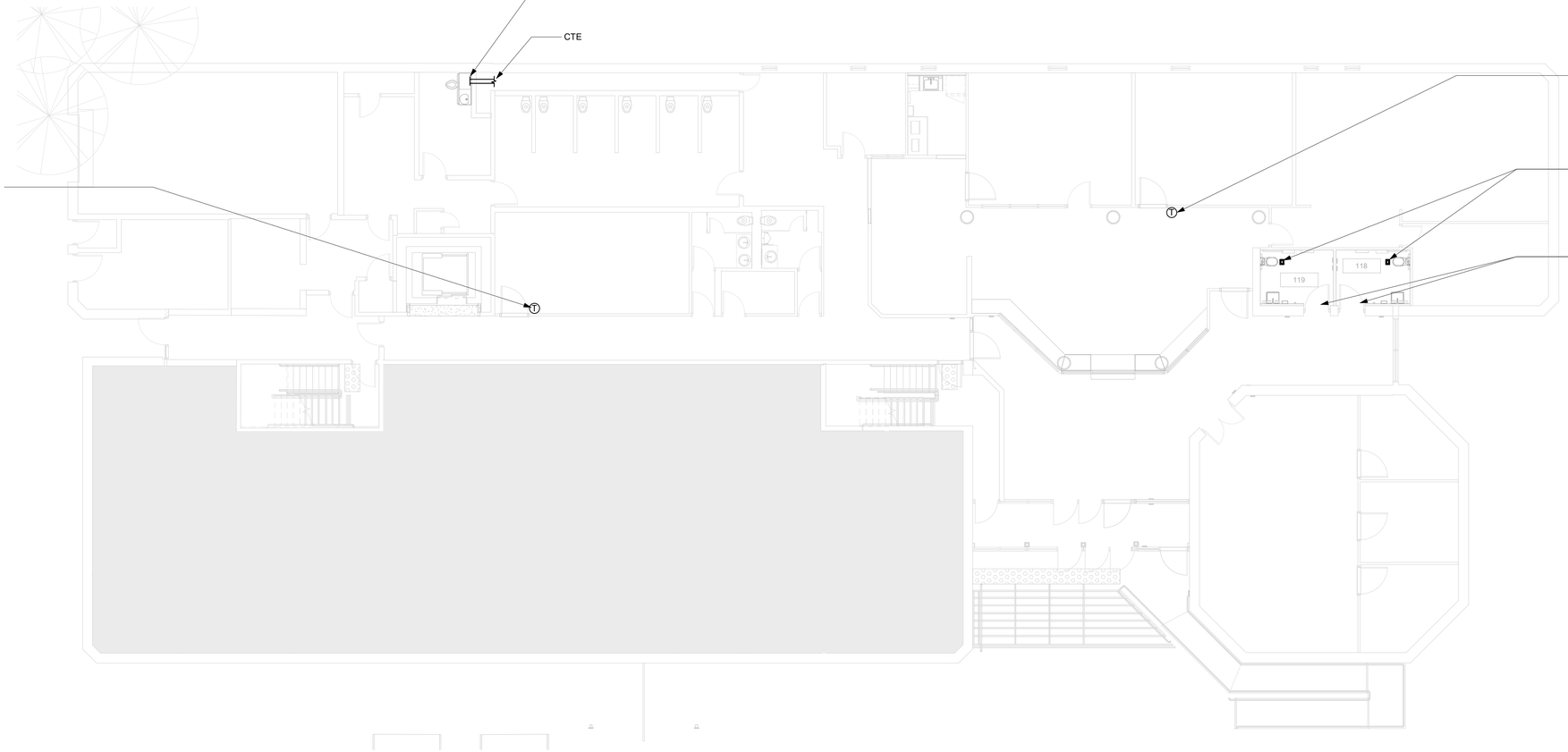

1 / M5102 HVAC - GROUND FLOOR
Scale: 1 : 100

GENERAL NOTES:
1. ADD AND ADJUST DUCTS TO FIT NEW DIFFUSERS/GRILLES.
2. THERMOSTATS TO BE MOUNTED AT 1200mm A.F.F.
3. RETAIN BASE BUILDING BAS CONTRACTOR FOR BAS SCOPE OF WORK.

Scale 1:100
0 2.5 5 10 m

True North Project North

4/29/2025 10:29:52 AM

CLIENT
CITY OF TORONTO
TORONTO
Corporate Real Estate Management
Project Management Office
Metro Hall Toronto, ON
M5V 3C6

COPYRIGHT
This drawing has been prepared solely for the intended use, thus any reproduction or distribution for any purpose other than authorized by Arcadis is forbidden. Written dimensions shall have precedence over scaled dimensions. Contractors shall verify and be responsible for all dimensions and conditions on the job, and Arcadis shall be informed of any variations from the dimensions and conditions shown on the drawing. Shop drawings shall be submitted to Arcadis for general conformance before proceeding with fabrication.

Arcadis Professional Services (Canada) Inc.

ISSUES

No.	DESCRIPTION	DATE
A	50% SUBMISSION	2021-11-19
B	90% SUBMISSION	2022-03-04
C	ISSUED FOR PERMIT	2022-03-18
D	ISSUED FOR TENDER	2025-04-18

CONSULTANTS

SEAL

PRIME CONSULTANT
ARCADIS
100 - 175 Galaxy Blvd,
Toronto, ON M9W 0C9, Canada
tel 416 679 1930
www.arcadis.com

PROJECT TITLE
CITY OF TORONTO
ACCESSIBILITY UPGRADES

PROJECT ADDRESS
50 UPJOHN RD

PROJECT NO:
Arcadis 30279056

DRAWN BY:	CHECKED BY:
K.DURUKAN	**B.LIAO**
PROJECT MGR:	APPROVED BY:
F. BOLOURIAN	**S.LIU**

SHEET TITLE
HVAC - GROUND FLOOR

SHEET NUMBER
G05-249-M5102

ISSUE
D

Autodesk Docs://122260 - CoT TAU Upgrades R2020/122260-TAU-5-249-50UPJHN-M-R20.rvt

SCALE CHECK 10mm 1 in

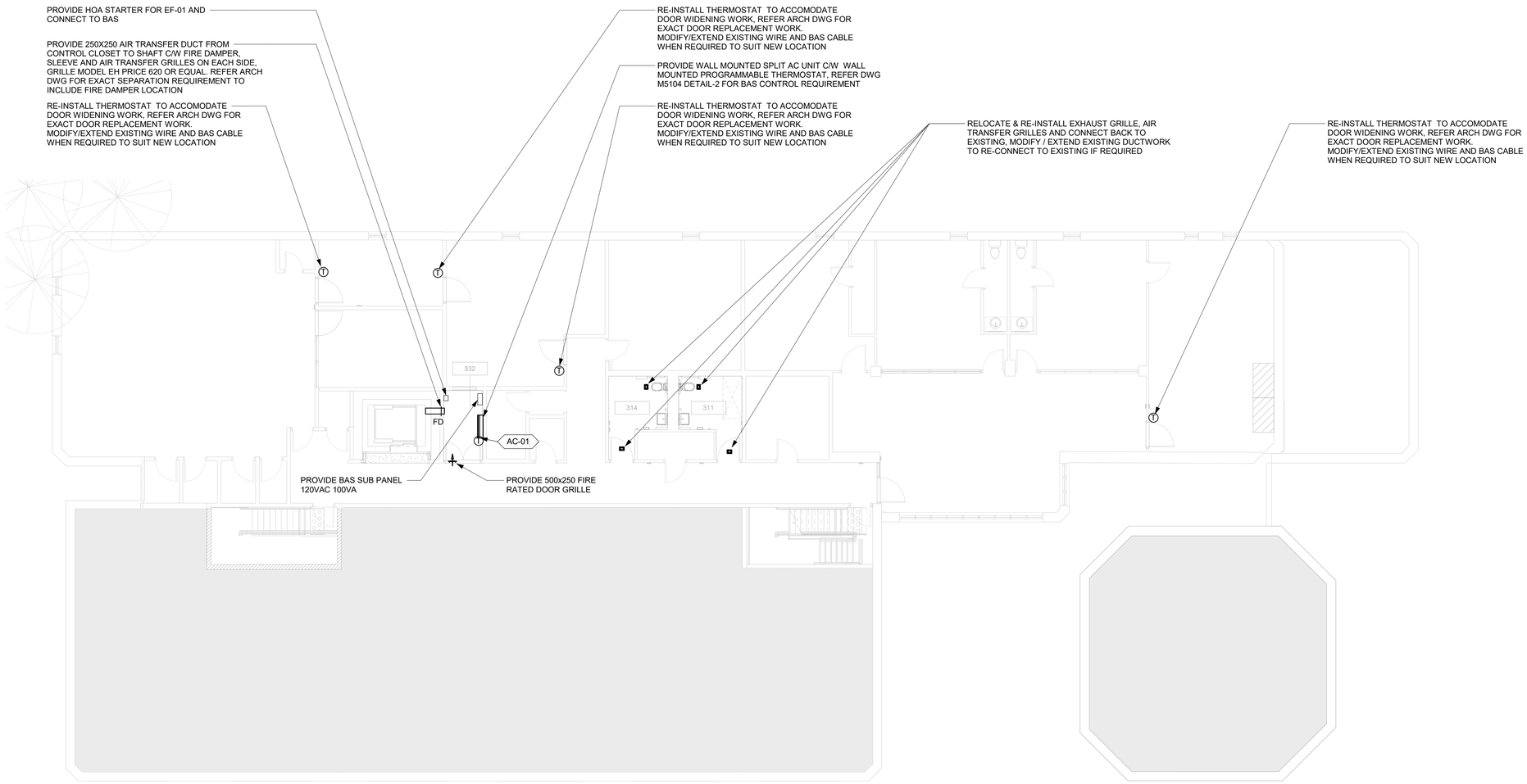

1 / M5103 HVAC - THIRD FLOOR

Scale: 1 : 100

GENERAL NOTES:
1. ADD AND ADJUST DUCTS TO FIT NEW DIFFUSERS/GRILLES.
2. THERMOSTATS TO BE MOUNTED AT 1200mm A.F.F.
3. RETAIN BASE BUILDING BAS CONTRACTOR FOR BAS SCOPE OF WORK.

Scale 1:100

0 2.5 5 10 m

True North Project North

4/29/2025 10:29:53 AM

CLIENT

CITY OF TORONTO

Corporate Real Estate Management
Project Management Office
Metro Hall Toronto, ON
M5V 3C6

COPYRIGHT
This drawing has been prepared solely for the intended use, thus any reproduction or distribution for any purpose other than authorized by Arcadis is forbidden. Written dimensions shall have precedence over scaled dimensions. Contractors shall verify and be responsible for all dimensions and conditions on the job, and Arcadis shall be informed of any variations from the dimensions and conditions shown on the drawing. Shop drawings shall be submitted to Arcadis for general conformance before proceeding with fabrication.

Arcadis Professional Services (Canada) Inc.

ISSUES

No.	DESCRIPTION	DATE
A	50% SUBMISSION	2021-11-19
B	90% SUBMISSION	2022-03-04
C	ISSUED FOR PERMIT	2022-03-18
D	ISSUED FOR TENDER	2025-04-18

CONSULTANTS

SEAL

PRIME CONSULTANT

ARCADIS

100 - 175 Galaxy Blvd,
Toronto, ON M9W 0C9, Canada
tel 416 679 1930
www.arcadis.com

PROJECT TITLE
CITY OF TORONTO
ACCESSIBILITY UPGRADES

PROJECT ADDRESS
50 UPJOHN RD

PROJECT NO:
Arcadis 30279056

DRAWN BY:	CHECKED BY:
K.DURUKAN	**B.LIAO**
PROJECT MGR: **F. BOLOURIAN**	APPROVED BY: **S.LIU**

SHEET TITLE
HVAC - THIRD FLOOR

SHEET NUMBER
G05-249-M5103

ISSUE
D

Autodesk Docs://122260 - CoT TAU Upgrades R2020/122260-TAU-5-249-50UPJHN-M-R20.rvt

SCALE CHECK 10mm 1 in

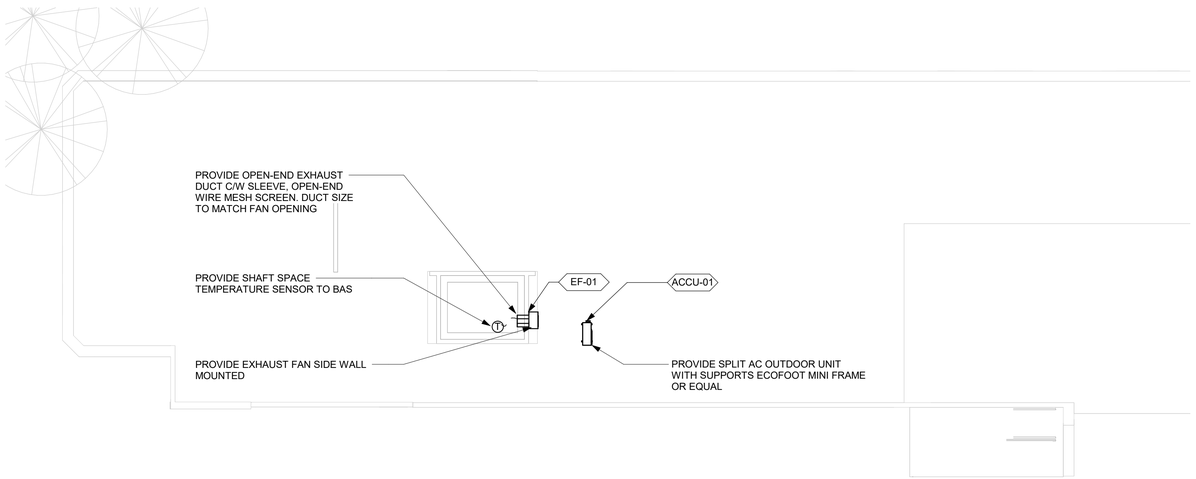

1 / M5104 HVAC - ROOF PLAN

Scale: 1 : 100

CONTROL SEQUENCES:

HEATING/COOLING CONTROL (ELEVATOR CONTROL CLOSET)

SPACE HEATING AND COOLING SUPPLIED BY SPLIT AC OEM CONTROLLER BASED ON SPACE THERMOSTAT SETTING.
SPACE TEMPERATURE TO BE MONITORED BY BAS AND AC UNIT OPERATION TO BE MONITORED & CONTROLLED BY BAS.

- COOLING TEMPERATURE SETTING : 24°C (FIELD/BAS ADJUSTABLE)
- HEATING TEMPERATURE SETTING : 22°C (FIELD/BAS ADJUSTABLE)
- BAS ALARM FOR: HIGH TEMPERATURE (ABOVE 30°C, ADJUSTABLE), LOW TEMPERATURE (BELOW 16°C, ADJUSTABLE), AC FAIL.

COOLING CONTROL (ELEVATOR SHAFT)

SPACE COOLING CONTROLLED BY REVERSE ACTING EXHAUST FAN BASED ON SHAFT TEMPERATURE SENSOR READING.
SPACE TEMPERATURE TO BE MONITORED BY BAS AND EXHAUST FAN TO BE MONITORED & CONTROLLED BY BAS.

- COOLING TEMPERATURE SETTING, REVERSE ACTING THERMOSTAT EF-01: 24°C (FIELD/BAS ADJUSTABLE)
- BAS ALARM FOR: HIGH TEMPERATURE (ABOVE 30°C, ADJUSTABLE), LOW TEMPERATURE (BELOW 16°C, ADJUSTABLE), FAN FAIL.

EXISTING BAS INTEGRATION

INTEGRATING TO BASE BUILDING BAS SYSTEM: FACILITY EXPLORER BY JOHNSON CONTROLS. INCLUDING BAS PANEL, CONTROLLER, SPACE TEMPERATURE SENSOR, WIRING, TRAINING AND EXISTING GRAPHIC USER INTERFACE UPDATE AND ALL OTHER NECESSARY DEVICES TO FORM A COMPLETE SYSTEM.

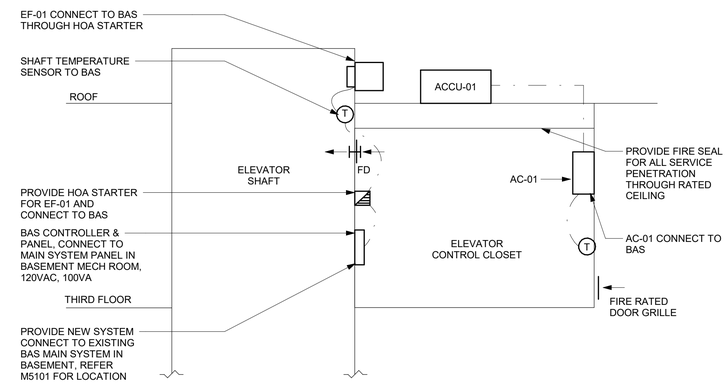

2 / M5104 ELEVATOR SHAFT AND CONTROL ROOM CONTROL SCHEMATIC

Scale: N.T.S

GENERAL NOTES:
1. ADD AND ADJUST DUCTS TO FIT NEW DIFFUSERS/GRILLES.
2. THERMOSTATS TO BE MOUNTED AT 1200mm A.F.F.
3. RETAIN BASE BUILDING BAS CONTRACTOR FOR BAS SCOPE OF WORK.

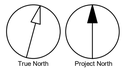

Scale 1:100

0 2.5 5 10 m

4/28/2025 10:29:53 AM

CLIENT

CITY OF TORONTO

Corporate Real Estate Management
Project Management Office
Metro Hall Toronto, ON
M5V 3C6

COPYRIGHT
This drawing has been prepared solely for the intended use, thus any reproduction or distribution for any purpose other than authorized by Arcadis is forbidden. Written dimensions shall have precedence over scaled dimensions. Contractors shall verify and be responsible for all dimensions and conditions on the job, and Arcadis shall be informed of any variations from the dimensions and conditions shown on the drawing. Shop drawings shall be submitted to Arcadis for general conformance before proceeding with fabrication.

Arcadis Professional Services (Canada) Inc.

ISSUES

No.	DESCRIPTION	DATE
A	50% SUBMISSION	2021-11-19
B	90% SUBMISSION	2022-03-04
C	ISSUED FOR PERMIT	2022-03-18
D	ISSUED FOR TENDER	2025-04-18

CONSULTANTS

SEAL

PRIME CONSULTANT

ARCADIS

100 - 175 Galaxy Blvd,
Toronto, ON M9W 0C9, Canada
tel 416 679 1930
www.arcadis.com

PROJECT TITLE
CITY OF TORONTO
ACCESSIBILITY UPGRADES

PROJECT ADDRESS

50 UPJOHN RD

PROJECT NO:
Arcadis 30279056

DRAWN BY:	CHECKED BY:
K.DURUKAN	**B.LIAO**
PROJECT MGR:	APPROVED BY:
F. BOLOURIAN	**S.LIU**

SHEET TITLE
HVAC - ROOF PLAN

SHEET NUMBER
G05-249-M5104

ISSUE
D

Autodesk Docs://122260 - CoT TAU Upgrades R2020/122260-TAU-5-249-50UP-HN-M-R20.rvt

SCALE CHECK
1 in
10mm

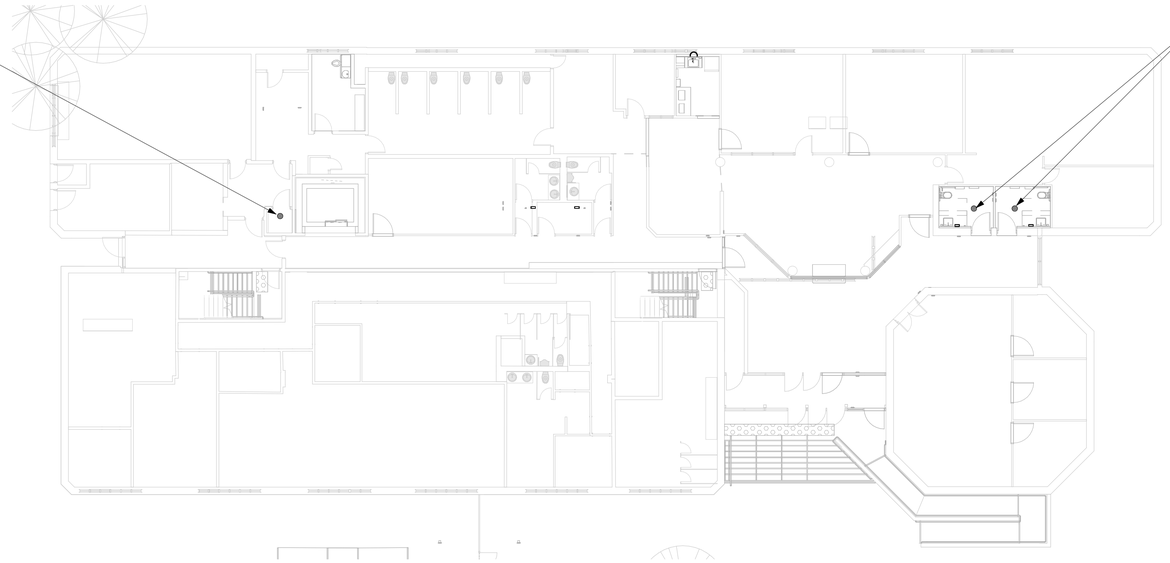

1 M6101 FIRE PROTECTION - GROUND FLOOR

Scale: 1 : 150

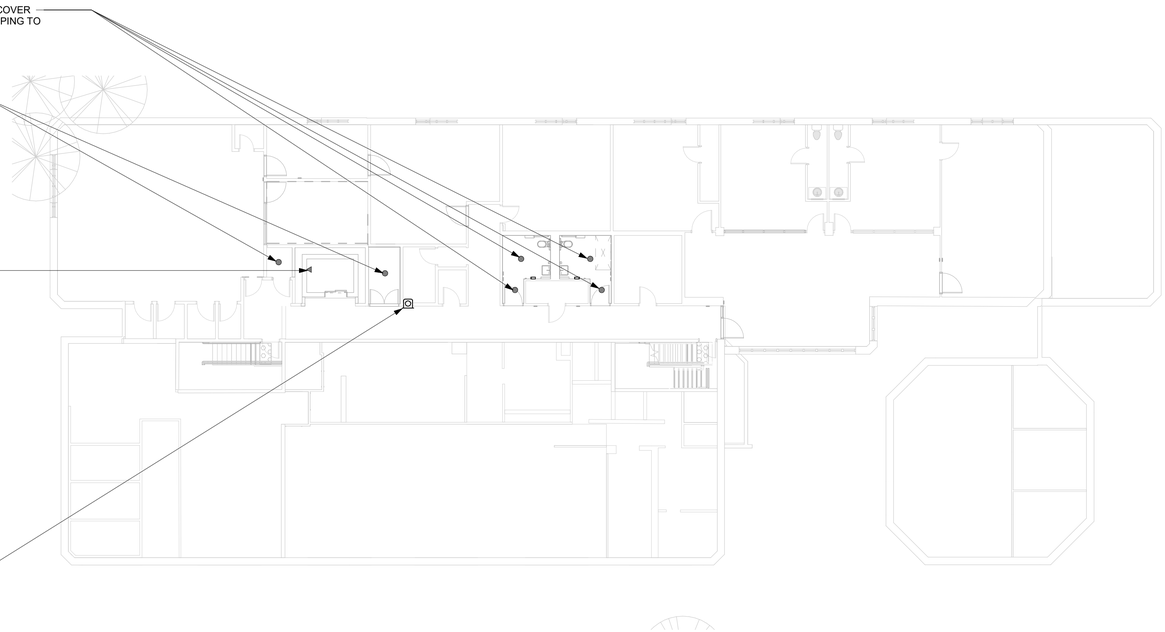

2 M6101 FIRE PROTECTION - THIRD FLOOR

Scale: 1 : 150

Scale 1:150

0 3 6 15 m

4/29/2025 10:29:55 AM

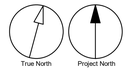

CLIENT

CITY OF TORONTO

Corporate Real Estate Management
Project Management Office
Metro Hall Toronto, ON
M5V 3C6

COPYRIGHT

This drawing has been prepared solely for the intended use, thus any reproduction or distribution for any purpose other than authorized by Arcadis is forbidden. Written dimensions shall have precedence over scaled dimensions. Contractors shall verify and be responsible for all dimensions and conditions on the job, and Arcadis shall be informed of any variations from the dimensions and conditions shown on the drawing. Shop drawings shall be submitted to Arcadis for general conformance before proceeding with fabrication.

Arcadis Professional Services (Canada) Inc.

ISSUES

No.	DESCRIPTION	DATE
A	50% SUBMISSION	2021-11-19
B	90% SUBMISSION	2022-03-04
C	ISSUED FOR PERMIT	2022-03-18
D	ISSUED FOR TENDER	2025-04-18

CONSULTANTS

SEAL

PRIME CONSULTANT

ARCADIS

100 - 175 Galaxy Blvd,
Toronto, ON M9W 0C9, Canada
tel 416 679 1930
www.arcadis.com

PROJECT TITLE

CITY OF TORONTO
ACCESSIBILITY UPGRADES

PROJECT ADDRESS

50 UPJOHN RD

PROJECT NO:
Arcadis 30279056

DRAWN BY:	CHECKED BY:
K.DURUKAN	**B.LIAO**
PROJECT MGR:	APPROVED BY:
F. BOLOURIAN	**S.LIU**

SHEET TITLE

FIRE PROTECTION PLAN

SHEET NUMBER

G05-249-M6101

ISSUE

D

Autodesk Docs://122250 - CoT TAU Upgrades R2020/122250-TAU-5-249-50UPJHN-M-R20.rvt

SCALE CHECK 10mm 1 in

ELECTRICAL DRAWING LIST

Sheet Number	Sheet Name
E0000	DRAWING LIST
E1101	ELECTRICAL DEMOLITION 1ST FLOOR
E1103	ELECTRICAL DEMOLITION 3RD FLOOR
E2101	POWER & SYSTEMS PLAN 1ST FLOOR
E2103	POWER & SYSTEMS PLAN 3RD FLOOR
E2104	POWER & SYSTEMS PLAN ROOF

Scale 1:100

0 2.5 5 10 m

2025-05-07 8:59:24 AM

CLIENT

CITY OF TORONTO

TORONTO

Corporate Real Estate Management
Project Management Office
Metro Hall Toronto, ON
M5V 3C6

COPYRIGHT

This drawing has been prepared solely for the intended use, thus any reproduction or distribution for any purpose other than authorized by IBI Group is forbidden. Written dimensions shall have precedence over scaled dimensions. Contractors shall verify and be responsible for all dimensions and conditions on the job, and IBI Group shall be informed of any variations from the dimensions and conditions shown on the drawing. Shop drawings shall be submitted to IBI Group for general conformance before proceeding with fabrication.

IBI Group Professional Services (Canada) Inc.
is a member of the IBI Group of companies

ISSUES

No.	DESCRIPTION	DATE
A	50% SUBMISSION	2021-11-19
B	90% SUBMISSION	2022-03-04
C	BUILDING PERMIT	2022-03-18
D	ISSUED FOR TENDER	2022-03-28
E	TENDER	2025-04-11

CONSULTANTS

SEAL

PRIME CONSULTANT

ARCADIS

100 - 175 Galaxy Blvd.
Toronto, ON M9W 0C9, Canada
tel 416 679 1930
www.arcadis.com

PROJECT TITLE

CITY OF TORONTO
ACCESSIBILITY UPGRADES

PROJECT ADDRESS

POLICE NO. 33 DIVISION
50 UPJOHN RD

PROJECT NO:
Arcadis 30279056

DRAWN BY:	CHECKED BY:
M.BOJIC	**P. WILLIAMS**
PROJECT MGR:	APPROVED BY:
F.Bolourian	**P. WILLIAMS**

SHEET TITLE

DRAWING LIST

SHEET NUMBER

E0000

ISSUE

E

SCALE CHECK 1 in 10mm

Autodesk Docs://122260 - CoT TAU Upgrades R2024/122260-TAU-5-249-50(UPJHN-E-R20).rvt

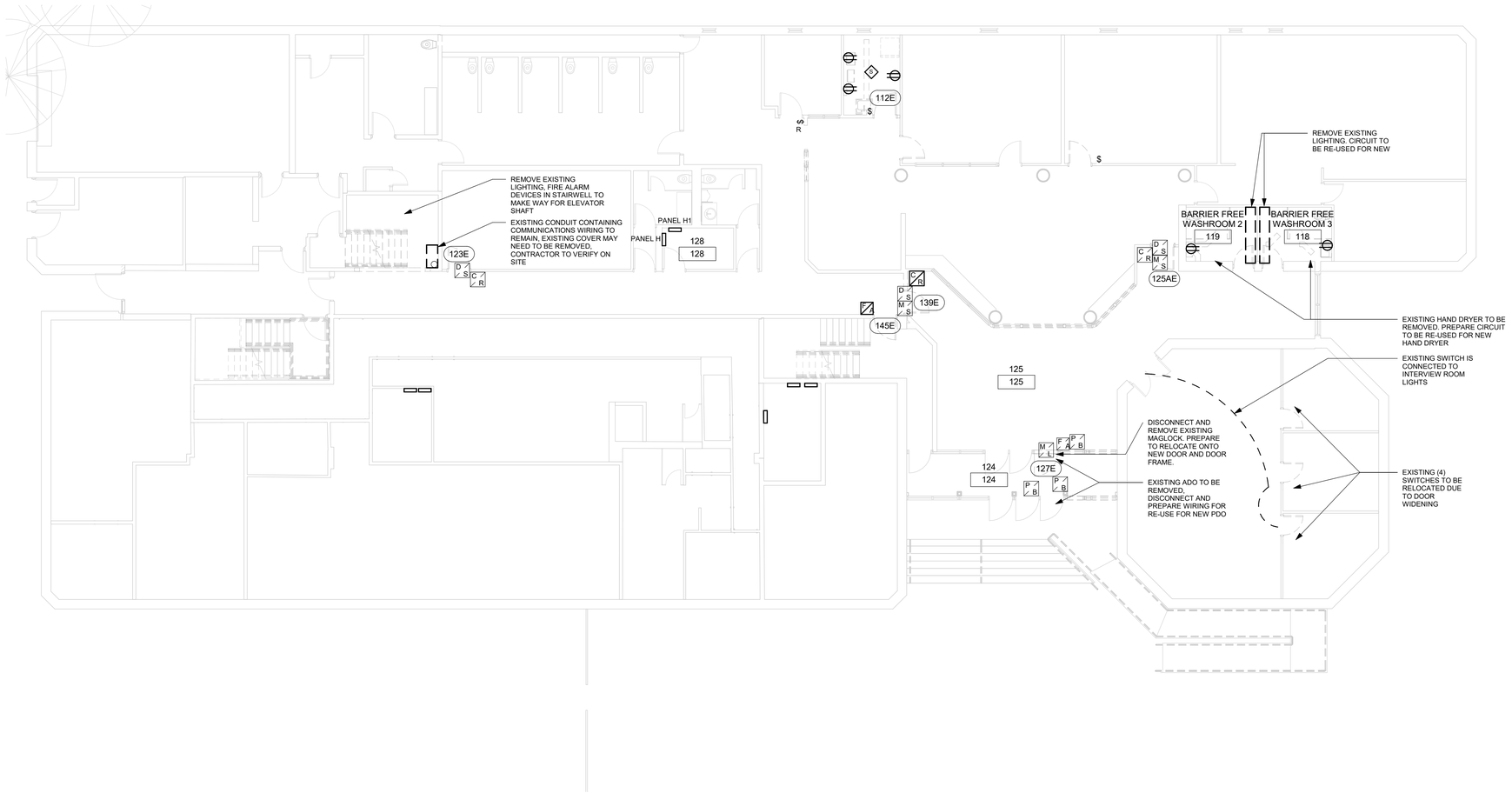

1 / E1101 ELECTRICAL DEMOLITION 1ST FLOOR
Scale: 1 : 100

Scale 1:100
0 2.5 5 10 m

2025-05-07 8:59:25 AM

CLIENT

CITY OF TORONTO

Corporate Real Estate Management
Project Management Office
Metro Hall Toronto, ON
M5V 3C6

COPYRIGHT
This drawing has been prepared solely for the intended use, thus any reproduction or distribution for any purpose other than authorized by IBI Group is forbidden. Written dimensions shall have precedence over scaled dimensions. Contractors shall verify and be responsible for all dimensions and conditions on the job, and IBI Group shall be informed of any variations from the dimensions and conditions shown on the drawing. Shop drawings shall be submitted to IBI Group for general conformance before proceeding with fabrication.

IBI Group Professional Services (Canada) Inc.
is a member of the IBI Group of companies

ISSUES

No.	DESCRIPTION	DATE
A	50% SUBMISSION	2021-11-19
B	90% SUBMISSION	2022-03-04
C	BUILDING PERMIT	2022-03-18
D	ISSUED FOR TENDER	2022-03-28
E	TENDER	2025-04-11

CONSULTANTS

SEAL

PRIME CONSULTANT

ARCADIS

100 - 175 Galaxy Blvd.
Toronto, ON M5W 0G9, Canada
tel 416 679 1930
www.arcadis.com

PROJECT TITLE
CITY OF TORONTO
ACCESSIBILITY UPGRADES

PROJECT ADDRESS
POLICE NO. 33 DIVISION
50 UPJOHN RD

PROJECT NO:
Arcadis 30279056

DRAWN BY:	CHECKED BY:
Author	**Checker**
PROJECT MGR:	APPROVED BY:
F.Bolourian	**Approver**

SHEET TITLE
ELECTRICAL
DEMOLITION 1ST FLOOR

SHEET NUMBER
E1101

ISSUE
E

Autodesk Docs://122260 - CoT TAU Upgrades R2023/4122260-TAU-5-249-50UPJHN-E-R20.rvt

SCALE CHECK
10mm
1 in

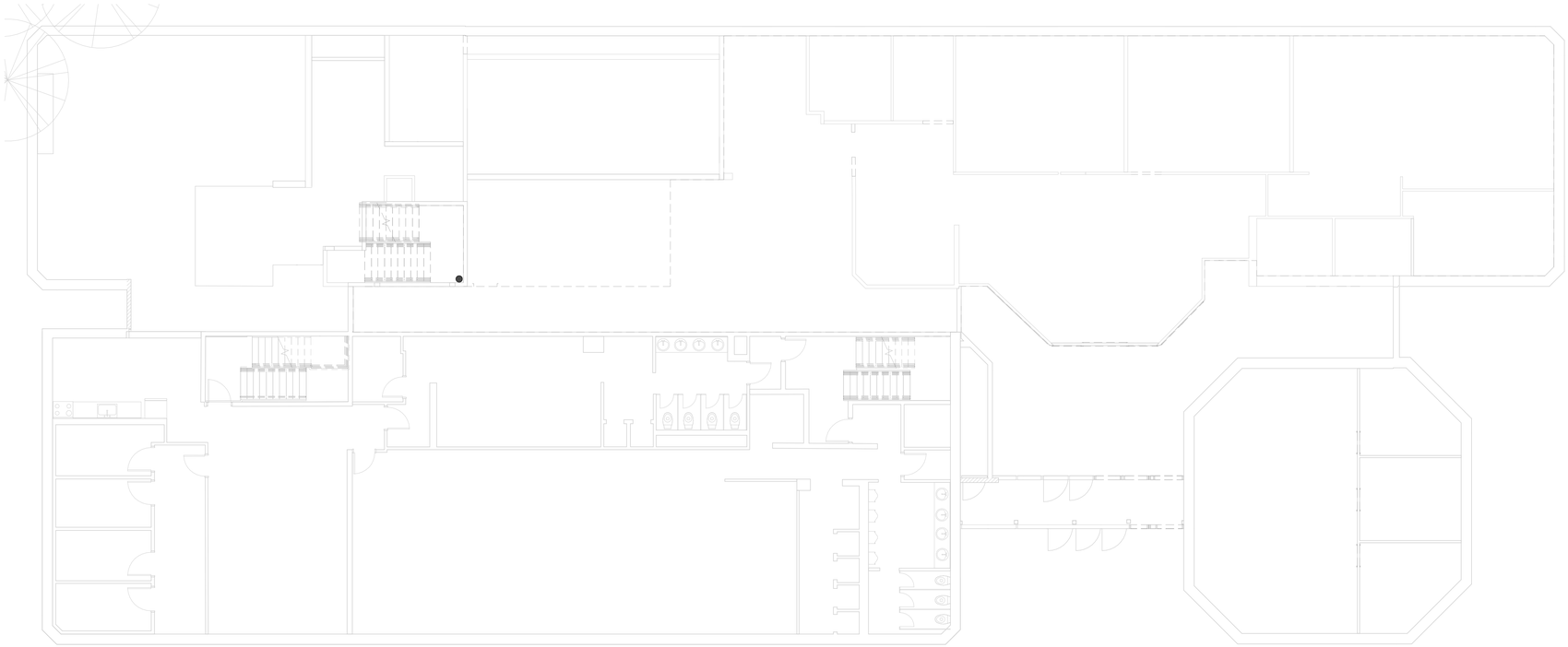

1 / E1102 ELECTRICAL DEMOLITION 2ND FLOOR
Scale: 1 : 100

NOTES:

1. REMOVE 5 EXIT SIGNS AND PREPARE CIRCUIT FOR RE-USE FOR NEW GREEN RUNNING MAN EXIT SIGNS ON THIS FLOOR.

Scale 1:100

0 2.5 5 10 m

2025-05-07 8:59:25 AM

CLIENT

CITY OF TORONTO

Corporate Real Estate Management
Project Management Office
Metro Hall Toronto, ON
M5V 3C6

COPYRIGHT
This drawing has been prepared solely for the intended use, thus any reproduction or distribution for any purpose other than authorized by IBI Group is forbidden. Written dimensions shall have precedence over scaled dimensions. Contractors shall verify and be responsible for all dimensions and conditions on the job, and IBI Group shall be informed of any variations from the dimensions and conditions shown on the drawing. Shop drawings shall be submitted to IBI Group for general conformance before proceeding with fabrication.

IBI Group Professional Services (Canada) Inc.
is a member of the IBI Group of companies

ISSUES

No.	DESCRIPTION	DATE
A	50% SUBMISSION	2021-11-19
B	90% SUBMISSION	2022-03-04
C	BUILDING PERMIT	2022-03-18
D	ISSUED FOR TENDER	2022-03-28
E	TENDER	2025-04-11

CONSULTANTS

SEAL

PRIME CONSULTANT

ARCADIS

100 - 175 Galaxy Blvd.
Toronto, ON M9W 0C9, Canada
tel 416 679 1930
www.arcadis.com

PROJECT TITLE
CITY OF TORONTO
ACCESSIBILITY UPGRADES

PROJECT ADDRESS

POLICE NO. 33 DIVISION
50 UPJOHN RD

PROJECT NO:
Arcadis 30279056

DRAWN BY:	CHECKED BY:
Author	**Checker**
PROJECT MGR:	APPROVED BY:
F.Bolourian	**Approver**

SHEET TITLE
ELECTRICAL
DEMOLITION 2ND FLOOR

SHEET NUMBER
E1102

ISSUE
E

Autodesk Docs://122260 - CoT TAU Upgrades R2023/4122260-TAU-5-249-50UPJHN-E-R20.rvt

SCALE CHECK
10mm
1 in

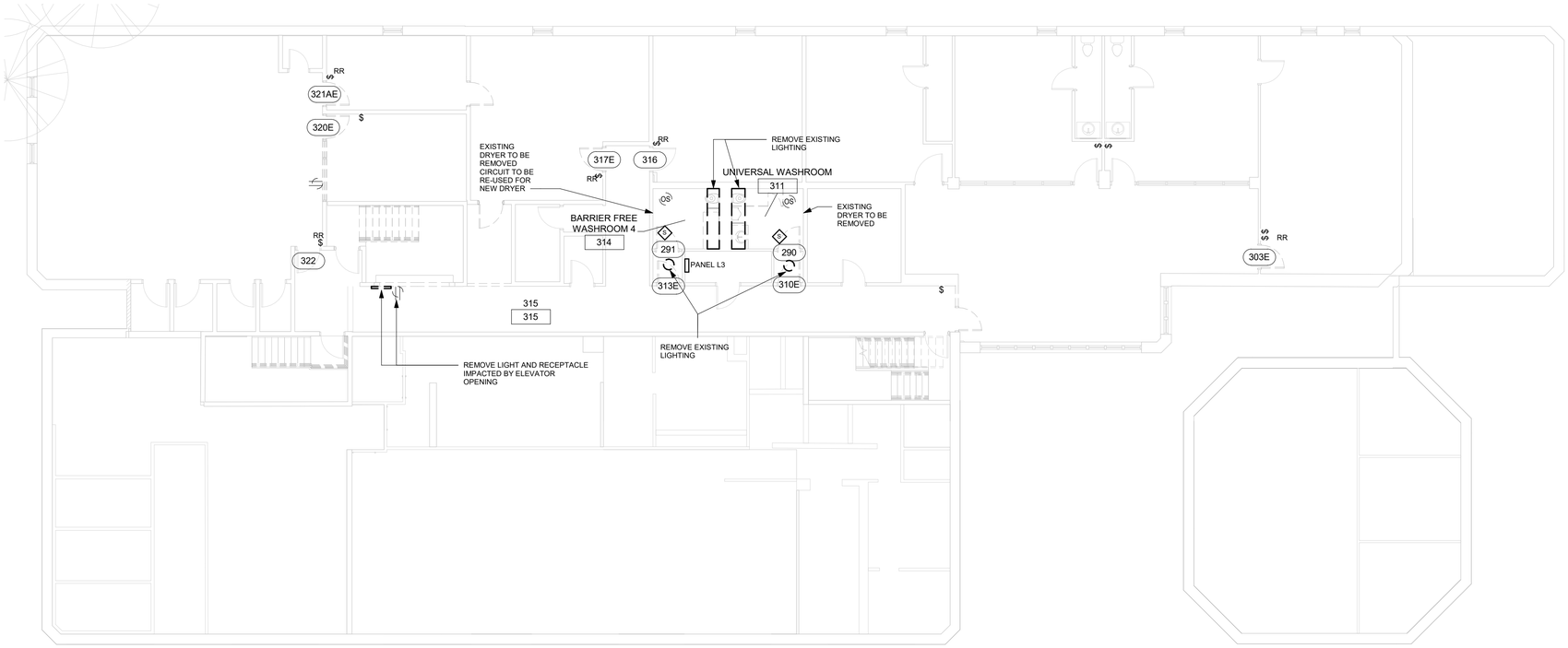

1 / E1103 ELECTRICAL DEMOLITION 3RD FLOOR
Scale: 1 : 100

NOTES:

1. REMOVE AND RELOCATE EXISTING LIGHT SWITCHES IMPACTED BY DOOR WIDENINGS

Scale 1:100

0 2.5 5 10 m

2025-05-07 8:59:26 AM

CLIENT

CITY OF TORONTO

Corporate Real Estate Management
Project Management Office
Metro Hall Toronto, ON
M5V 3C6

COPYRIGHT
This drawing has been prepared solely for the intended use, thus any reproduction or distribution for any purpose other than authorized by IBI Group is forbidden. Written dimensions shall have precedence over scaled dimensions. Contractors shall verify and be responsible for all dimensions and conditions on the job, and IBI Group shall be informed of any variations from the dimensions and conditions shown on the drawing. Shop drawings shall be submitted to IBI Group for general conformance before proceeding with fabrication.

IBI Group Professional Services (Canada) Inc.
is a member of the IBI Group of companies

ISSUES

No.	DESCRIPTION	DATE
A	50% SUBMISSION	2021-11-19
B	90% SUBMISSION	2022-03-04
C	BUILDING PERMIT	2022-03-18
D	ISSUED FOR TENDER	2022-03-28
E	TENDER	2025-04-11

CONSULTANTS

SEAL

PRIME CONSULTANT

ARCADIS

100 - 175 Galaxy Blvd.
Toronto, ON M9W 0C9, Canada
tel 416 679 1930
www.arcadis.com

PROJECT TITLE
CITY OF TORONTO
ACCESSIBILITY UPGRADES

PROJECT ADDRESS

POLICE NO. 33 DIVISION
50 UPJOHN RD

PROJECT NO:
Arcadis 30279056

DRAWN BY:	CHECKED BY:
Author	**Checker**
PROJECT MGR:	APPROVED BY:
F.Bolourian	**Approver**

SHEET TITLE
ELECTRICAL
DEMOLITION 3RD FLOOR

SHEET NUMBER
E1103

ISSUE
E

Autodesk Docs://122260 - CoT TAU Upgrades R2023/4122260-TAU-5-249-50(UPJHN-E-R20).rvt

SCALE CHECK
10mm
1 in

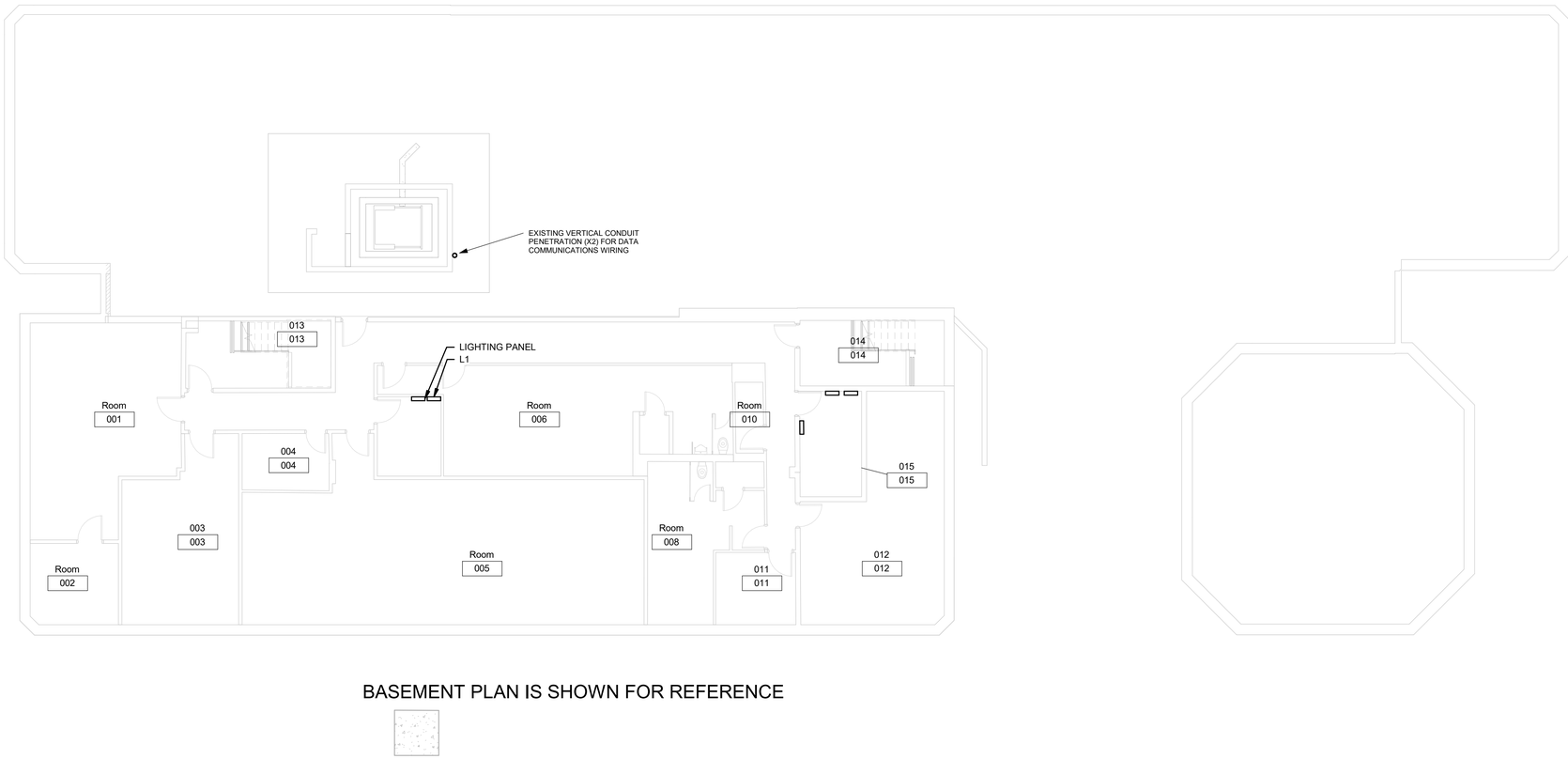

BASEMENT PLAN IS SHOWN FOR REFERENCE

1 / E2100 ELECTRICAL PLAN BASEMENT
Scale: 1 : 100

Scale 1:100

0 2.5 5 10 m

2025-05-07 8:59:27 AM

CLIENT

CITY OF TORONTO

Corporate Real Estate Management
Project Management Office
Metro Hall Toronto, ON
M5V 3C6

COPYRIGHT
This drawing has been prepared solely for the intended use, thus any reproduction or distribution for any purpose other than authorized by IBI Group is forbidden. Written dimensions shall have precedence over scaled dimensions. Contractors shall verify and be responsible for all dimensions and conditions on the job, and IBI Group shall be informed of any variations from the dimensions and conditions shown on the drawing. Shop drawings shall be submitted to IBI Group for general conformance before proceeding with fabrication.

IBI Group Professional Services (Canada) Inc.
is a member of the IBI Group of companies

ISSUES

No.	DESCRIPTION	DATE
A	50% SUBMISSION	2021-11-19
B	90% SUBMISSION	2022-03-04
C	BUILDING PERMIT	2022-03-18
D	ISSUED FOR TENDER	2022-03-28
E	TENDER	2025-04-11

CONSULTANTS

SEAL

PRIME CONSULTANT

ARCADIS

100 - 175 Galaxy Blvd.
Toronto, ON M9W 0C9, Canada
tel 416 679 1930
www.arcadis.com

PROJECT TITLE
CITY OF TORONTO
ACCESSIBILITY UPGRADES

PROJECT ADDRESS

POLICE NO. 33 DIVISION
50 UPJOHN RD

PROJECT NO:
Arcadis 30279056

DRAWN BY:	CHECKED BY:
M.BOJIC	**P. WILLIAMS**
PROJECT MGR:	APPROVED BY:
F.Bolourian	**P. WILLIAMS**

SHEET TITLE
POWER & SYSTEMS
PLAN BASEMENT

SHEET NUMBER
E2100

ISSUE
E

Autodesk Docs://122260 - CoT TAU Upgrades R2024/122260-TAU-5-249-50(UPJHN-E-R20).rvt

SCALE CHECK
10mm
1 in

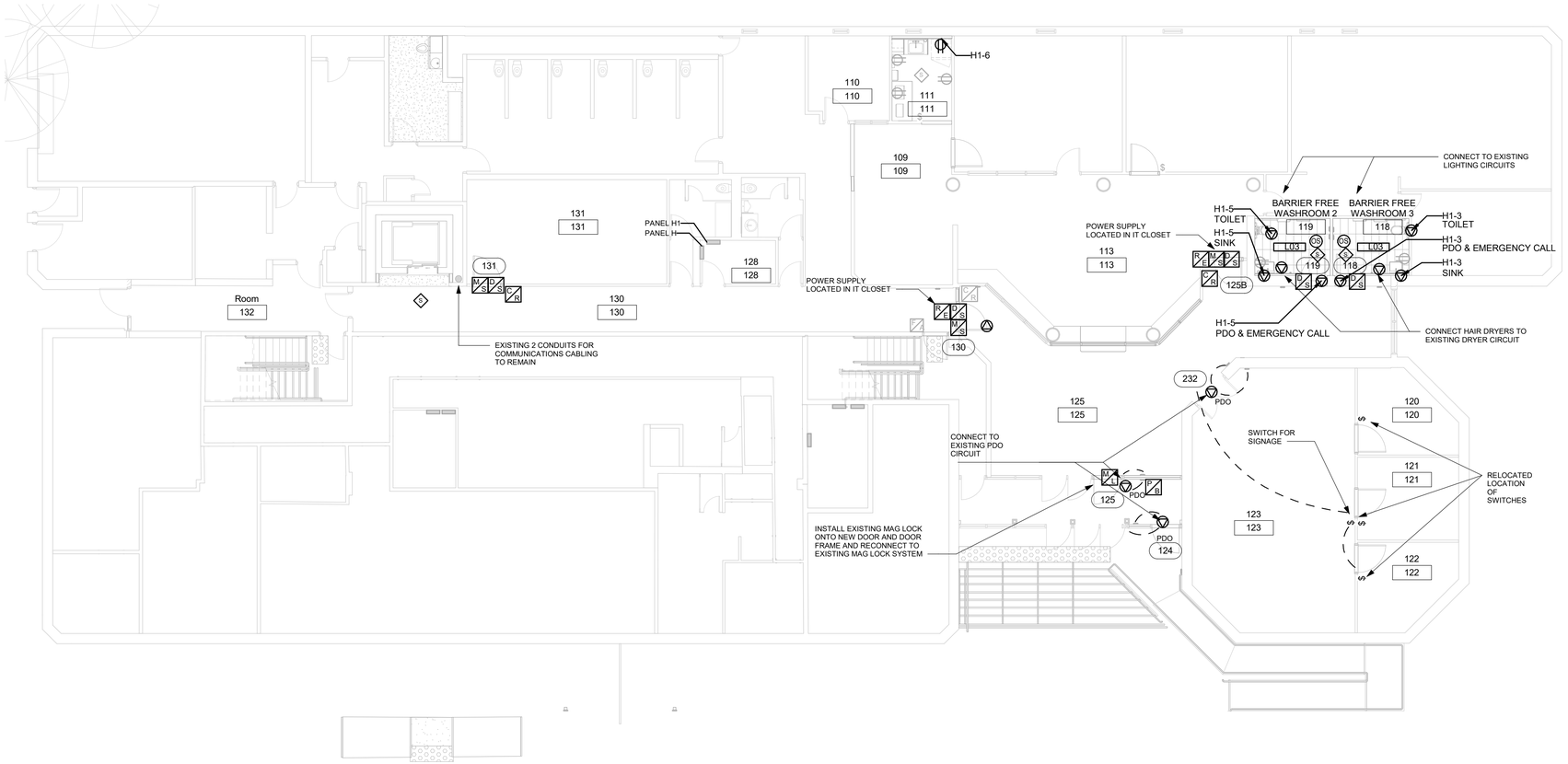

1 / E2101 POWER & SYSTEMS PLAN 1ST FLOOR

Scale: 1 : 100

NOTES:

1. PROVIDE SECURITY HARDWARE AS INDICATED ON PLAN. PROVIDE ROUGH IN/CONDUIT/CABLING FOR NEW POWER DOOR OPERATOR PUSH BUTTONS.
2. CIRCUITING SHOWN IS FOR GROUPING PURPOSES ONLY. PROVIDE NEW 15A BREAKER IN EXISTING PANEL FOR EACH CIRCUIT SHOWN UNLESS OTHERWISE NOTED.

Scale 1:100

0 2.5 5 10 m

2025-05-07 8:59:28 AM

CLIENT

CITY OF TORONTO

TORONTO

Corporate Real Estate Management
Project Management Office
Metro Hall Toronto, ON
M5V 3C6

COPYRIGHT

This drawing has been prepared solely for the intended use, thus any reproduction or distribution for any purpose other than authorized by IBI Group is forbidden. Written dimensions shall have precedence over scaled dimensions. Contractors shall verify and be responsible for all dimensions and conditions on the job, and IBI Group shall be informed of any variations from the dimensions and conditions shown on the drawing. Shop drawings shall be submitted to IBI Group for general conformance before proceeding with fabrication.

IBI Group Professional Services (Canada) Inc.
is a member of the IBI Group of companies

ISSUES

No.	DESCRIPTION	DATE
A	50% SUBMISSION	2021-11-19
B	90% SUBMISSION	2022-03-04
C	BUILDING PERMIT	2022-03-18
D	ISSUED FOR TENDER	2022-03-28
E	TENDER	2025-04-11

CONSULTANTS

SEAL

PRIME CONSULTANT

ARCADIS

100 - 175 Galaxy Blvd.
Toronto, ON M9W 0C9, Canada
tel 416 679 1930
www.arcadis.com

PROJECT TITLE

CITY OF TORONTO
ACCESSIBILITY UPGRADES

PROJECT ADDRESS

POLICE NO. 33 DIVISION
50 UPJOHN RD

PROJECT NO:
Arcadis 30279056

DRAWN BY:	CHECKED BY:
M.BOJIC	**P. WILLIAMS**
PROJECT MGR:	APPROVED BY:
F.Bolourian	**P. WILLIAMS**

SHEET TITLE

POWER & SYSTEMS
PLAN 1ST FLOOR

SHEET NUMBER

E2101

ISSUE

E

Autodesk Docs://122260 - CoT TAU Upgrades R2024/122260-TAU-5-249-50(UPJHN-E-R20.rvt

SCALE CHECK 10mm 1 in

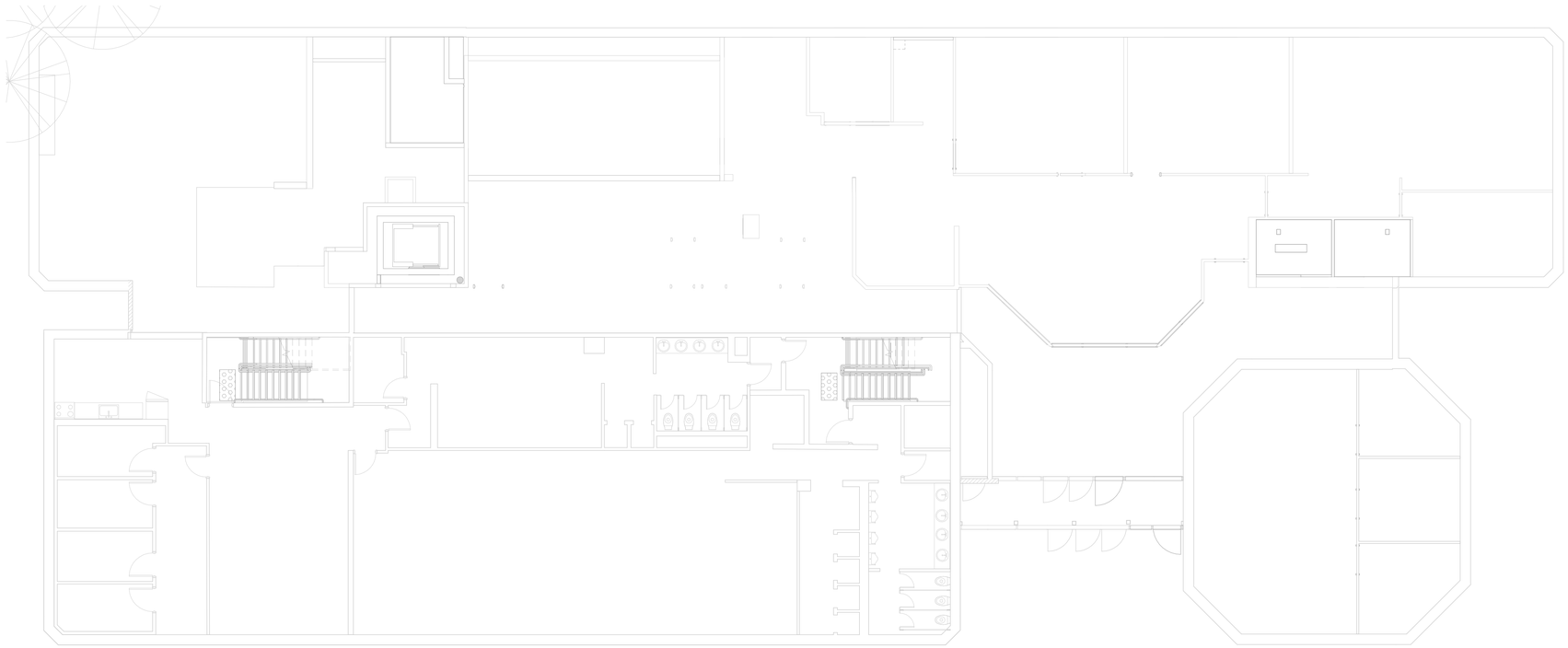

1 / E2102 POWER & SYSTEMS PLAN 2ND FLOOR
Scale: 1 : 100

NOTES:

1. PROVIDE 5 NEW X01 TYPE GREEN RUNNING MAN SIGNS ON THIS FLOOR, RE-CONNECT TO EXISTING EXIT SIGN CIRCUITS

Scale 1:100

0 2.5 5 10 m

2025-05-07 8:59:28 AM

CLIENT

CITY OF TORONTO

Corporate Real Estate Management
Project Management Office
Metro Hall Toronto, ON
M5V 3C6

COPYRIGHT
This drawing has been prepared solely for the intended use, thus any reproduction or distribution for any purpose other than authorized by IBI Group is forbidden. Written dimensions shall have precedence over scaled dimensions. Contractors shall verify and be responsible for all dimensions and conditions on the job, and IBI Group shall be informed of any variations from the dimensions and conditions shown on the drawing. Shop drawings shall be submitted to IBI Group for general conformance before proceeding with fabrication.

IBI Group Professional Services (Canada) Inc.
is a member of the IBI Group of companies

ISSUES

No.	DESCRIPTION	DATE
A	50% SUBMISSION	2021-11-19
B	90% SUBMISSION	2022-03-04
C	BUILDING PERMIT	2022-03-18
D	ISSUED FOR TENDER	2022-03-28
E	TENDER	2025-04-11

CONSULTANTS

SEAL

PRIME CONSULTANT

ARCADIS

100 - 175 Galaxy Blvd.
Toronto, ON M9W 0C9, Canada
tel 416 679 1930
www.arcadis.com

PROJECT TITLE
CITY OF TORONTO
ACCESSIBILITY UPGRADES

PROJECT ADDRESS

POLICE NO. 33 DIVISION
50 UPJOHN RD

PROJECT NO:
Arcadis 30279056

DRAWN BY:	CHECKED BY:
Author	**Checker**
PROJECT MGR:	APPROVED BY:
F.Bolourian	**Approver**

SHEET TITLE
POWER & SYSTEMS
PLAN 2ND FLOOR

SHEET NUMBER
E2102

ISSUE
E

SCALE CHECK
1 in
10mm

Autodesk Docs://122260 - CoT TAU Upgrades R2024/122260-TAU-5-249-50(UPJHN-E-R20).rvt

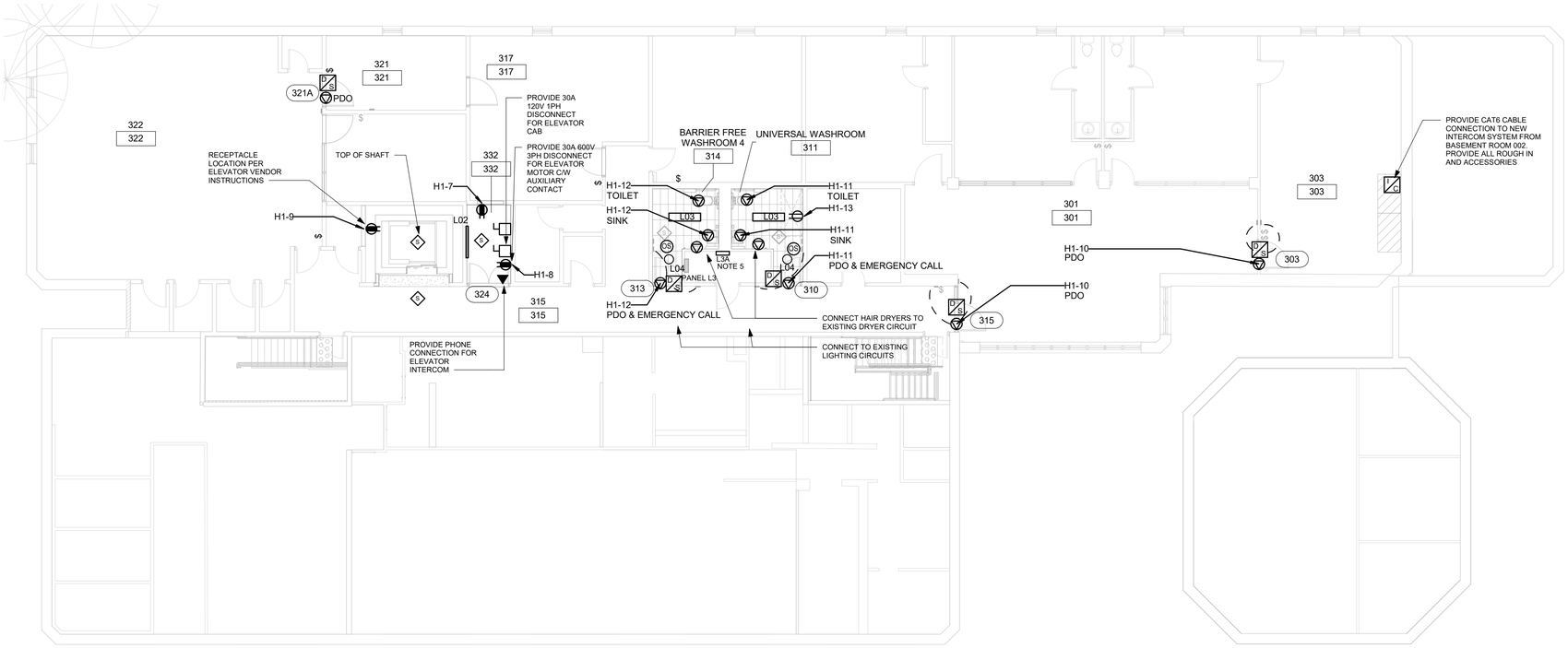

1 / E2103 POWER & SYSTEMS PLAN 3RD FLOOR

Scale: 1 : 100

NOTES:

1. PROVIDE SECURITY HARDWARE AS INDICATED ON PLAN. PROVIDE ROUGH IN/CONDUIT/CABLING FOR NEW POWER DOOR OPERATOR PUSH BUTTONS.
2. CIRCUITING SHOWN IS FOR GROUPING PURPOSES ONLY. PROVIDE NEW 15A BREAKER IN EXISTING PANEL FOR EACH CIRCUIT SHOWN UNLESS OTHERWISE NOTED.
3. PROVIDE RELOCATED LIGHT SWITCHES IN LOCATIONS SHOWN
4. RE-USE EXISTING CIRCUIT FOR NEW LIGHTING
5. PROVIDE NEW PANEL L3A 120/208V 60A 30 POLE PANEL TO BE FED FROM 3 NEW 3 POLE BREAKER IN PANEL L3.

Scale 1:100

0 2.5 5 10 m

2025-05-07 8:59:29 AM

CLIENT

CITY OF TORONTO

Corporate Real Estate Management
Project Management Office
Metro Hall Toronto, ON
M5V 3C6

COPYRIGHT

This drawing has been prepared solely for the intended use, thus any reproduction or distribution for any purpose other than authorized by IBI Group is forbidden. Written dimensions shall have precedence over scaled dimensions. Contractors shall verify and be responsible for all dimensions and conditions on the job, and IBI Group shall be informed of any variations from the dimensions and conditions shown on the drawing. Shop drawings shall be submitted to IBI Group for general conformance before proceeding with fabrication.

IBI Group Professional Services (Canada) Inc.
is a member of the IBI Group of companies

ISSUES

No.	DESCRIPTION	DATE
A	50% SUBMISSION	2021-11-19
B	90% SUBMISSION	2022-03-04
C	BUILDING PERMIT	2022-03-18
D	ISSUED FOR TENDER	2022-03-28
E	TENDER	2025-04-11

CONSULTANTS

SEAL

PRIME CONSULTANT

ARCADIS

100 - 175 Galaxy Blvd,
Toronto, ON M9W 0C9, Canada
tel 416 679 1930
www.arcadis.com

PROJECT TITLE

CITY OF TORONTO
ACCESSIBILITY UPGRADES

PROJECT ADDRESS

POLICE NO. 33 DIVISION
50 UPJOHN RD

PROJECT NO:
Arcadis 30279056

DRAWN BY:	CHECKED BY:
M.BOJIC	
PROJECT MGR:	APPROVED BY:
F.Bolourian	**Approver**

SHEET TITLE

POWER & SYSTEMS
PLAN 3RD FLOOR

SHEET NUMBER

E2103

ISSUE

E

Autodesk Docs://122260 - CoT TAU Upgrades R2024/122260-TAU-5-2499-50UPJHN-E-R20.rvt

SCALE CHECK
10mm
1 in

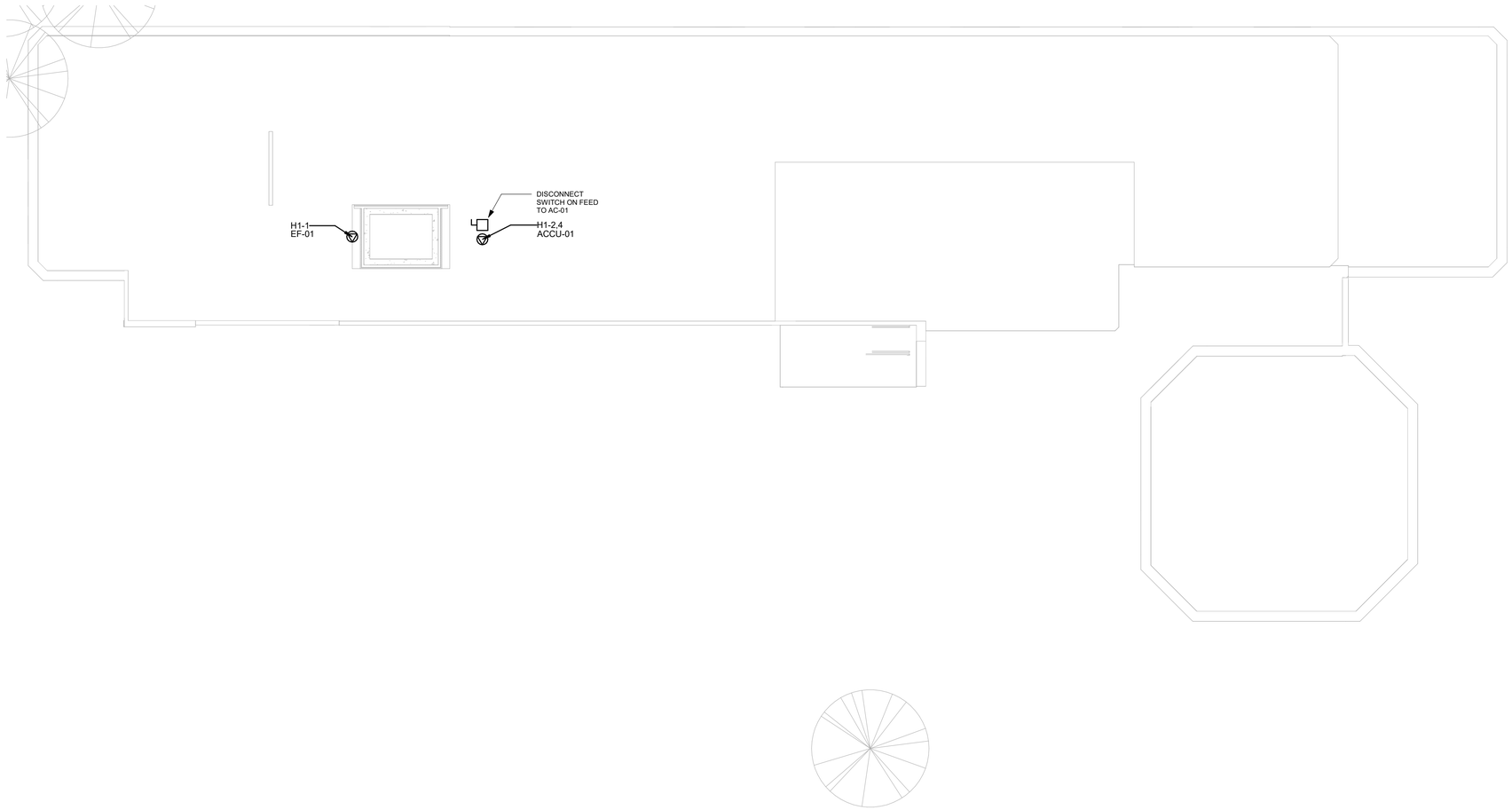

1 / E2104 POWER & SYSTEMS ROOF PLAN
Scale: 1 : 100

Scale 1:100
0 2.5 5 10 m

2025-05-07 8:59:29 AM

CLIENT

CITY OF TORONTO

Corporate Real Estate Management
Project Management Office
Metro Hall Toronto, ON
M5V 3C6

COPYRIGHT
This drawing has been prepared solely for the intended use, thus any reproduction or distribution for any purpose other than authorized by IBI Group is forbidden. Written dimensions shall have precedence over scaled dimensions. Contractors shall verify and be responsible for all dimensions and conditions on the job, and IBI Group shall be informed of any variations from the dimensions and conditions shown on the drawing. Shop drawings shall be submitted to IBI Group for general conformance before proceeding with fabrication.

IBI Group Professional Services (Canada) Inc.
is a member of the IBI Group of companies

ISSUES

No.	DESCRIPTION	DATE
A	50% SUBMISSION	2021-11-19
B	TENDER	2025-04-11

CONSULTANTS

SEAL

PRIME CONSULTANT

ARCADIS

100 - 175 Galaxy Blvd.
Toronto, ON M9W 0C9, Canada
tel 416 679 1930
www.arcadis.com

PROJECT TITLE
CITY OF TORONTO
ACCESSIBILITY UPGRADES

PROJECT ADDRESS

POLICE NO. 33 DIVISION
50 UPJOHN RD

PROJECT NO:
Arcadis 30279056

DRAWN BY:	CHECKED BY:
M.BOJIC	**P. WILLIAMS**
PROJECT MGR:	APPROVED BY:
F.Bolourian	**P. WILLIAMS**

SHEET TITLE
POWER & SYSTEMS
PLAN ROOF

SHEET NUMBER
E2104

ISSUE
B

Autodesk Docs://122260 - CoT TAU Upgrades R2023/4122260-TAU-5-249-50(UPJHN-E-R20).rvt

SCALE CHECK
1 m
100mm